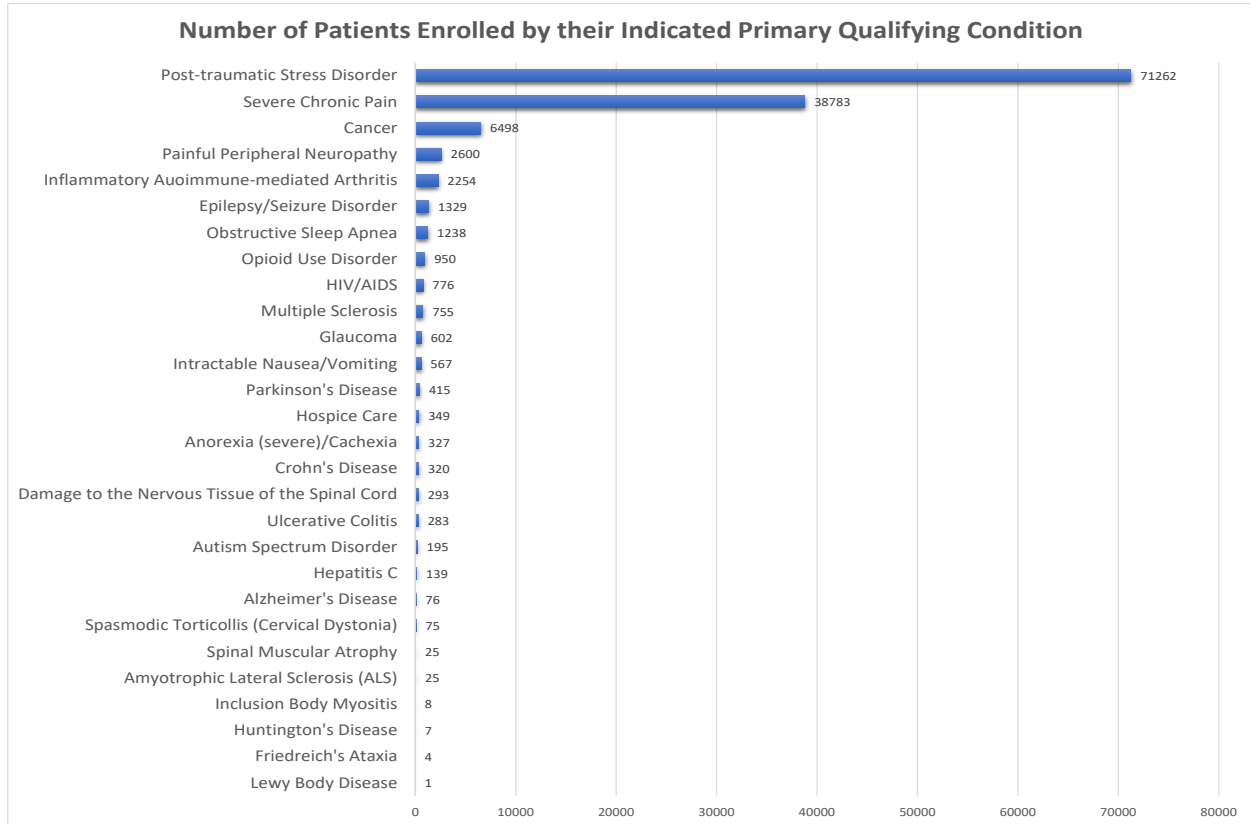


## **Medical Cannabis Program Patient Statistics July 2022**

**Active Number of Enrolled Patients: 130,128**

### **Number of Patients Enrolled by their Indicated Primary Qualifying Condition**

Alzheimer's Disease	76	Inclusion Body Myositis	8
Amyotrophic Lateral Sclerosis (ALS)	25	Inflammatory Autoimmune-mediated Arthritis	2,254
Anorexia (severe)/Cachexia	327	Intractable Nausea/Vomiting	567
Autism Spectrum Disorder	195	Lewy Body Disease	1
Cancer	6,498	Multiple Sclerosis	755
Crohn's Disease	320	Obstructive Sleep Apnea	1,238
Damage to the Nervous Tissue of the Spinal Cord	293	Opioid Use Disorder	950
Epilepsy/Seizure Disorder	1,329	Painful Peripheral Neuropathy	2,600
Friedreich's Ataxia	4	Parkinson's Disease	415
Glaucoma	602	Post-Traumatic Stress Disorder	71,262
Hepatitis C	139	Severe Chronic Pain	38,783
HIV/AIDS	776	Spasmodic Torticollis (Cervical Dystonia)	75
Hospice Care	348	Spinal Muscular Atrophy	25
Huntington's Disease	7	Ulcerative Colitis	283



### **MEDICAL CANNABIS DIVISION**

Physical Address: 1474 Rodeo RD Suite 200 Santa Fe, New Mexico • 87505

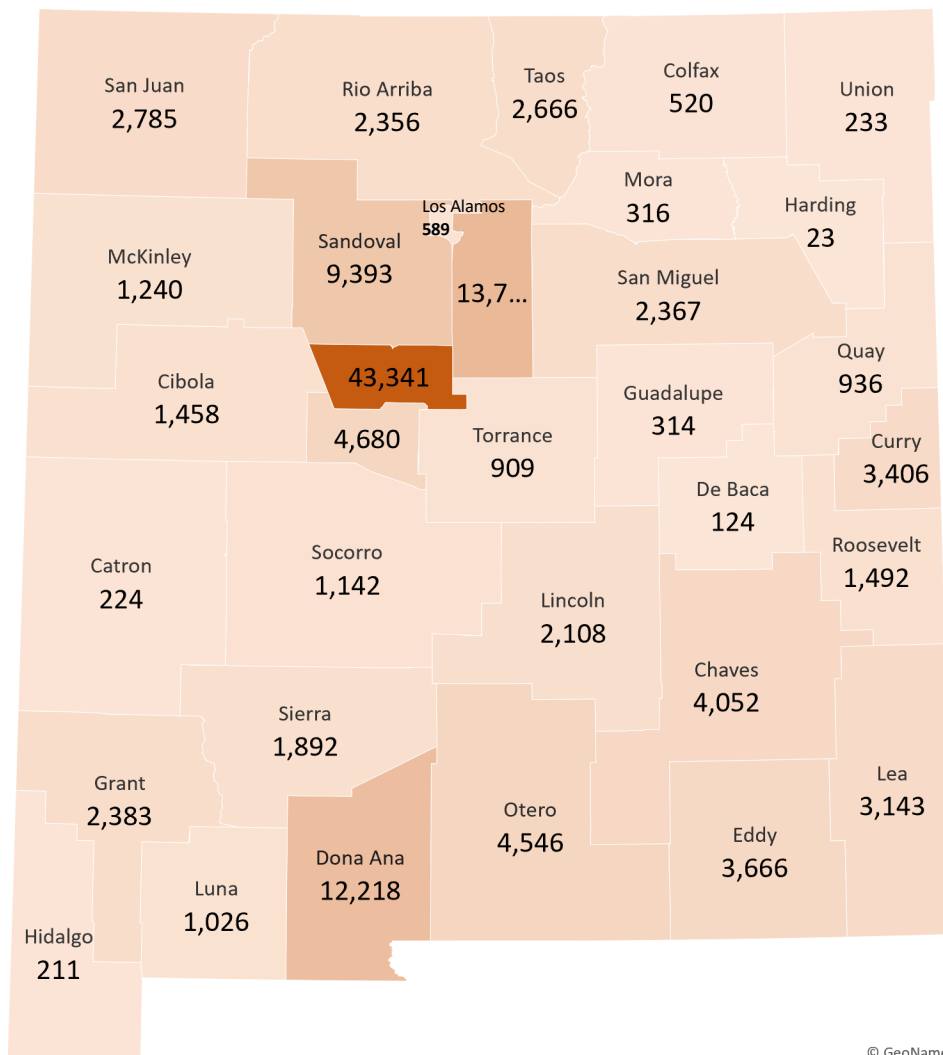
Mailing Address: P.O. Box 26110 • Santa Fe, New Mexico • 87502-6110

(505) 827-2321 • FAX: (505) 476-3025 • [www.nmhealth.org](http://www.nmhealth.org)

## Active Enrollment by County\*

Bernalillo	43,341	Lea	3,143	Roosevelt	1,492	Mora	316
Santa Fe	13,700	San Juan	2,785	McKinley	1,240	Guadalupe	314
Dona Ana	12,218	Taos	2,666	Socorro	1,142	Union	233
Sandoval	9,393	San Miguel	2,367	Luna	1,026	Catron	224
Otero	4,546	Rio Arriba	2,356	Quay	936	Hidalgo	211
Valencia	4,680	Grant	2,383	Torrance	909	De Baca	124
Chaves	4,052	Lincoln	2,108	Out Of State	668	Harding	23
Eddy	3,666	Sierra	1,892	Los Alamos	589		
Curry	3,406	Cibola	1,458	Colfax	520		

## Active Enrollment by County\*



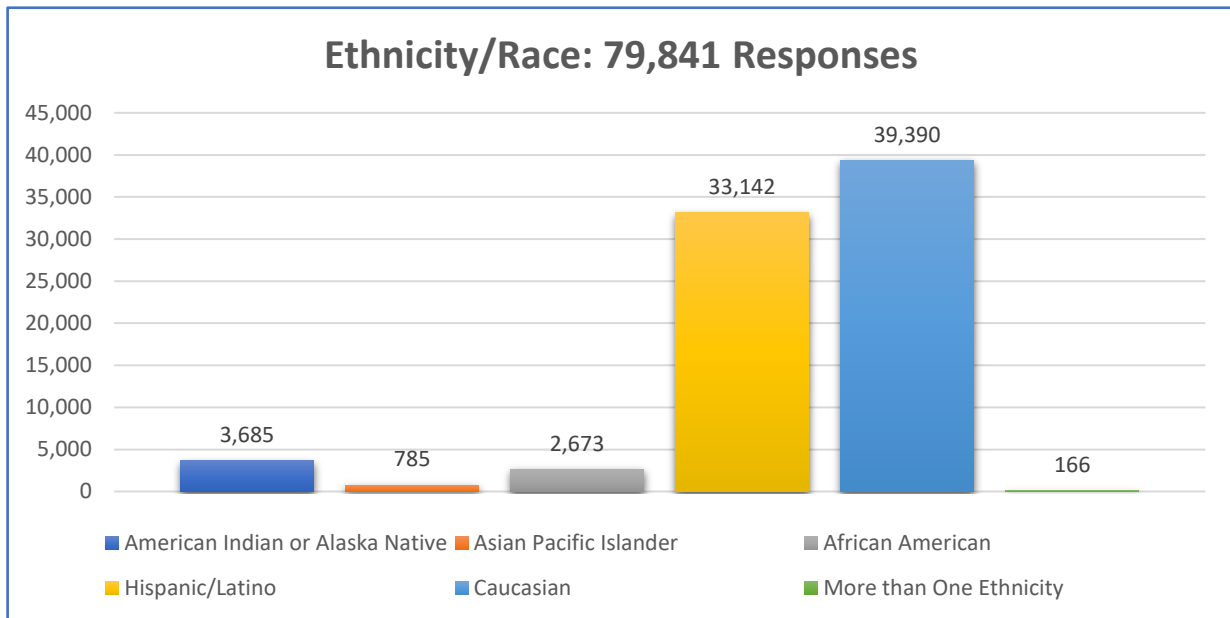
\*The map does not include the 668 individuals enrolled from Out-of-State. The chart does include these individuals. These 668 individuals enrolled during a brief period in 2019-2020 when out-of-state enrollments were legal. The statute has since changed, and it is not legal to enroll as a patient in New Mexico at this time. However, individuals who are legally enrolled in other governmental medical cannabis program in the US can register as reciprocal participants in New Mexico.

## Demographics as of July 31, 2022

The Medical Cannabis Program collects demographics through questions on the patient enrollment form. These demographic questions are optional. Each Chart/Graph will show the total number of people who participated and responded to the specific demographic question.

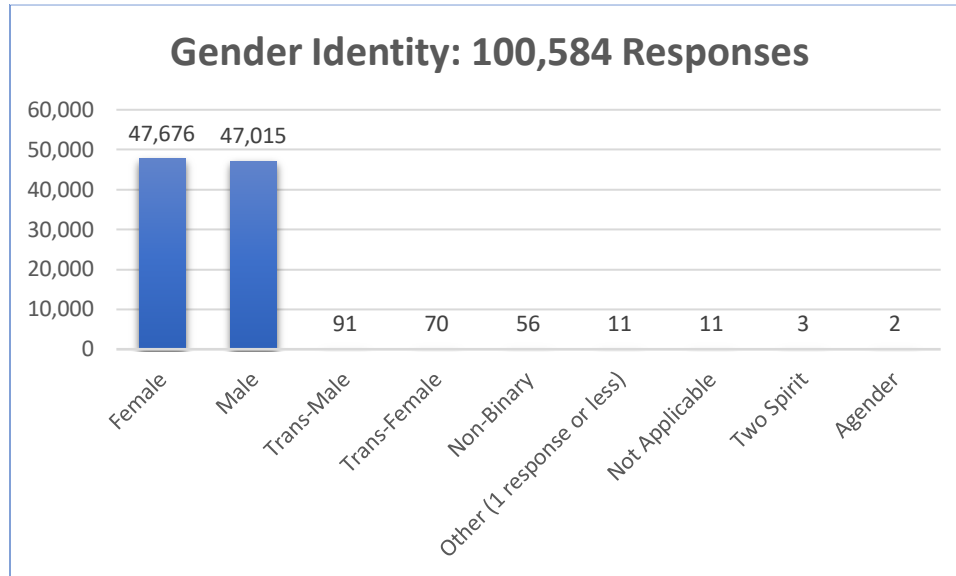
### Ethnicity

<b>Ethnicity</b>	
American Indian or Alaska Native	3,685
Asian Pacific Islander	785
African American	2,673
Hispanic/Latino	33,142
Caucasian	39,390
More than One Ethnicity	166
<b>Total</b>	<b>79,841</b>



## Gender Identity

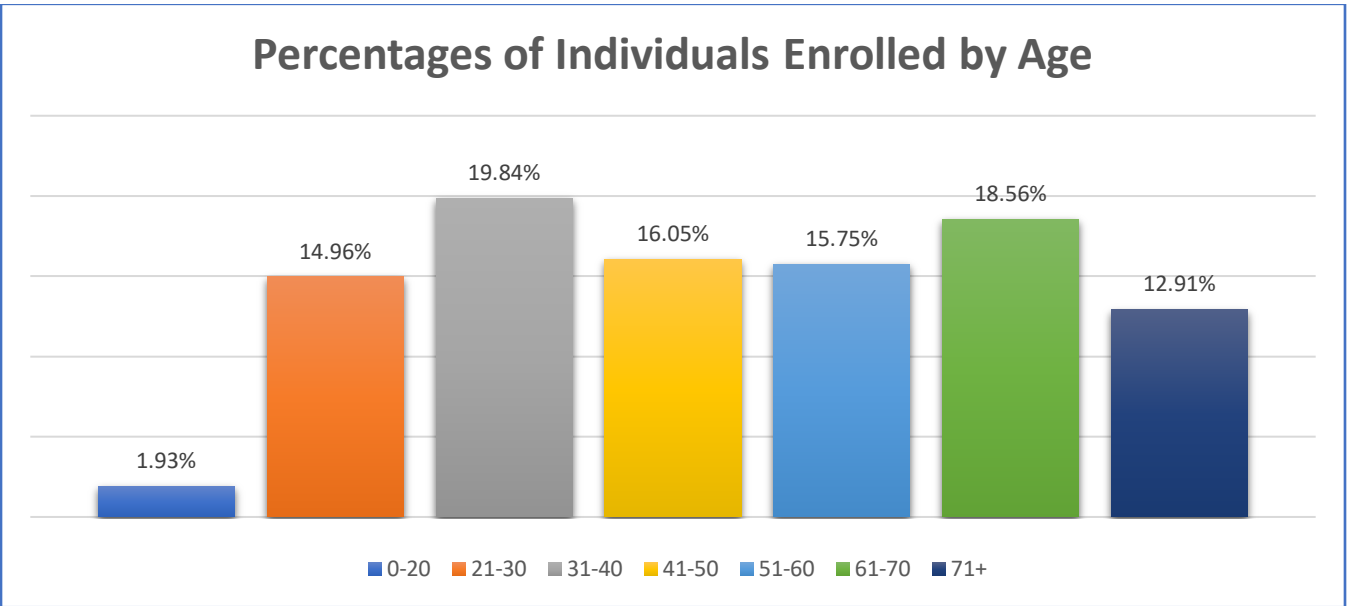
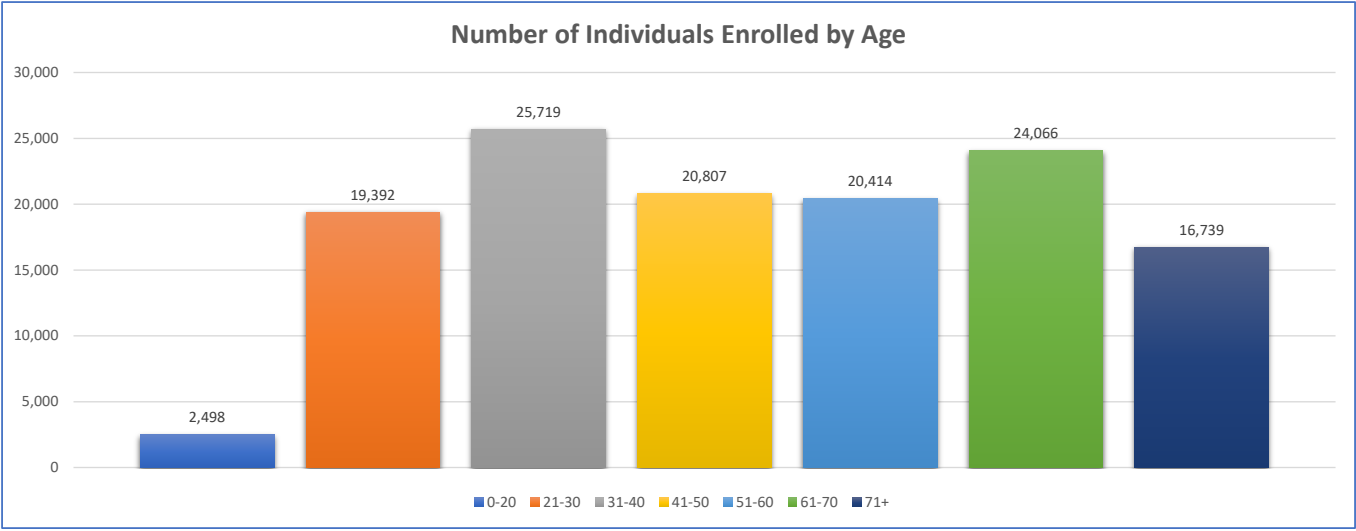
<b>Gender Identity</b>	
Female	47,676
Male	47,015
Trans-Male	91
Trans-Female	70
Non-Binary	56
Other (1 response or less)	11
Not Applicable	11
Two Spirit	3
Agender	2
<b>Total</b>	<b>94,935</b>



Something to note about the collection of the data for Gender Identity. During the course of several years, the specific questions used to gather this data have changed on the enrollment forms. This has resulted in data being collected in several different ways and may not always fully represent the current gender identification demographics. The current two-part question about gender identity will help to improve this representation and meets the updated collection practices for gender identity.

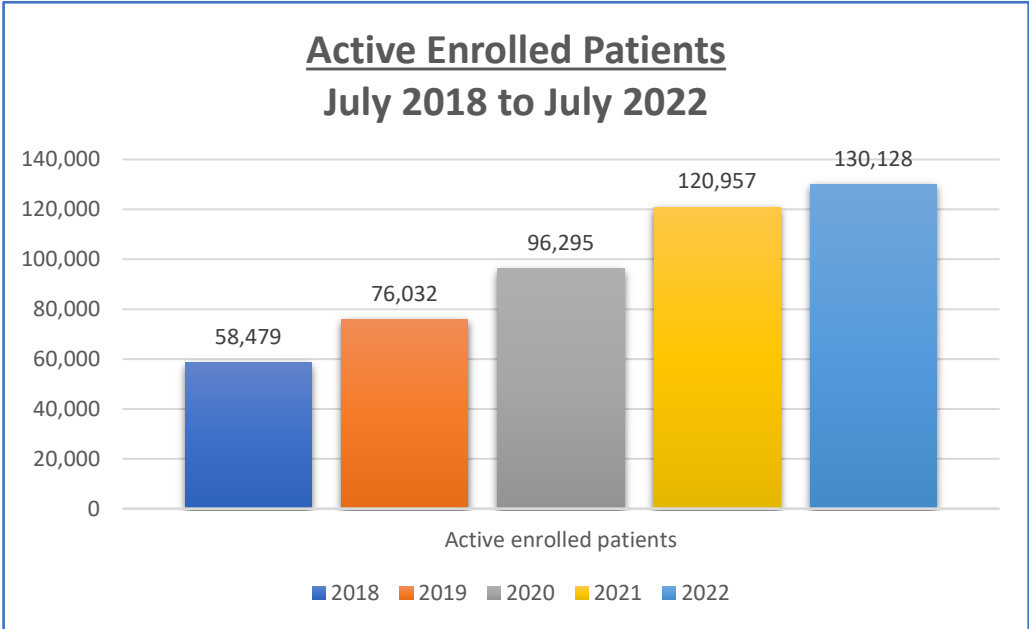
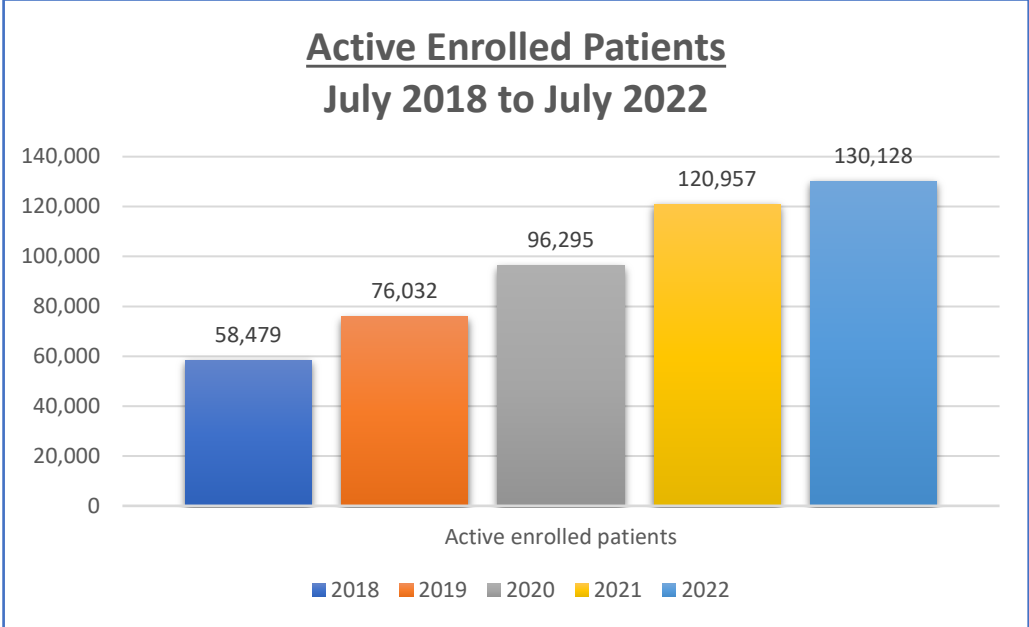
## Age Ranges

Age:	Number of Individuals Enrolled	Percentage of Individuals Enrolled
0-20	2,498	1.93%
21-30	19,392	14.96%
31-40	25,719	19.84%
41-50	20,807	16.05%
51-60	20,414	15.75%
61-70	24,066	18.56%
71+	16,739	12.91%



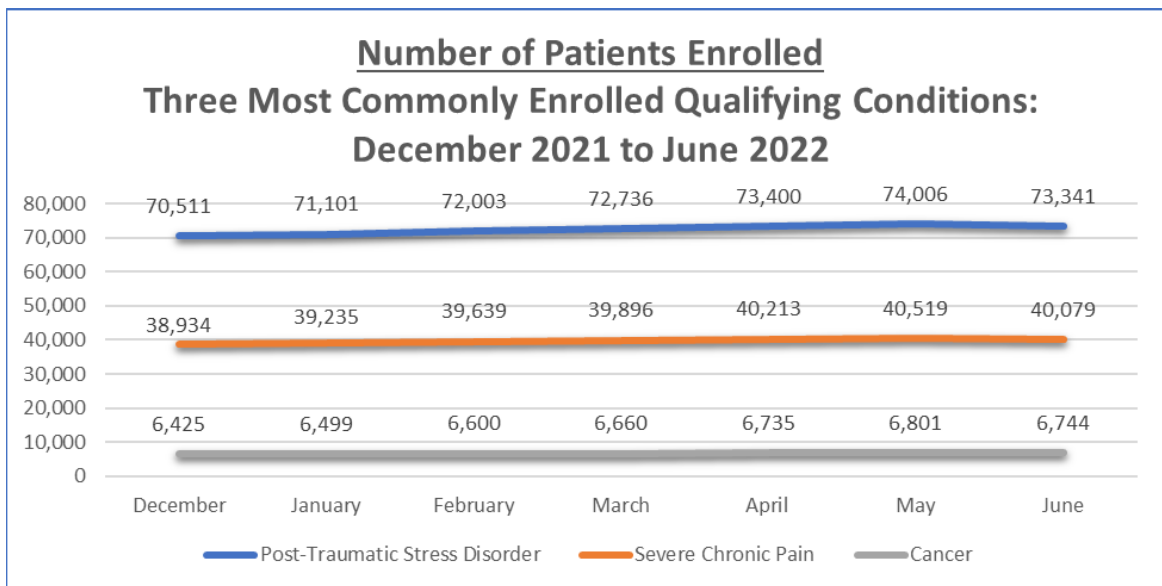
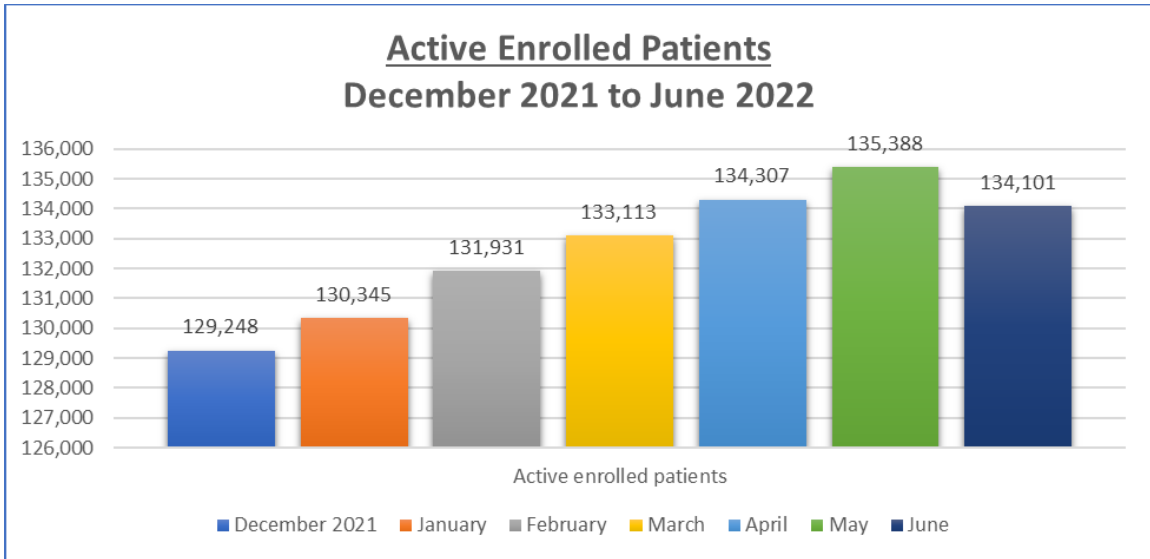
All data is as of July 31, 2022, unless otherwise stated.

# Five-Year Enrollment Trends

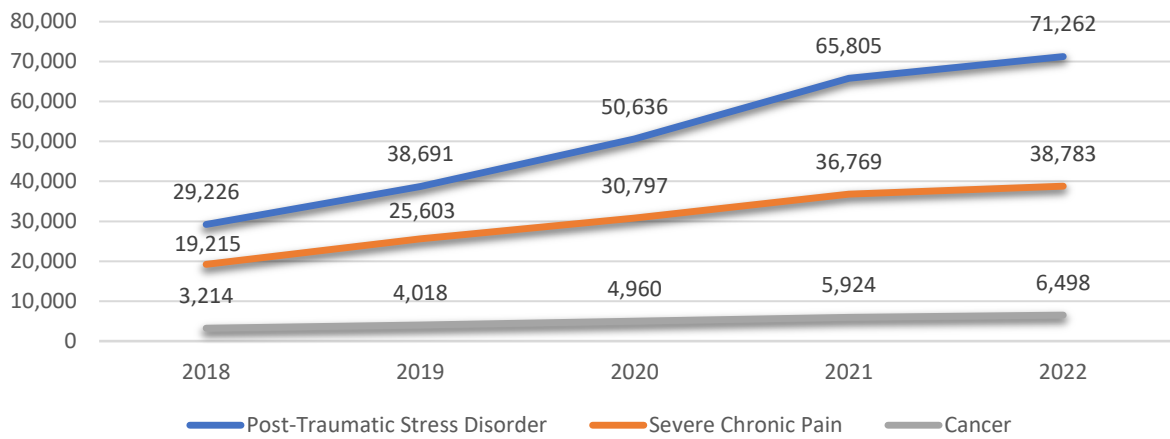


All data is as of July 31, 2022, unless otherwise stated.

## Monthly Enrollment Trends



### Number of Patients Enrolled Three Most Commonly Enrolled Qualifying Conditions: July 2018 to July 2022



All data is as of July 31, 2022, unless otherwise stated.