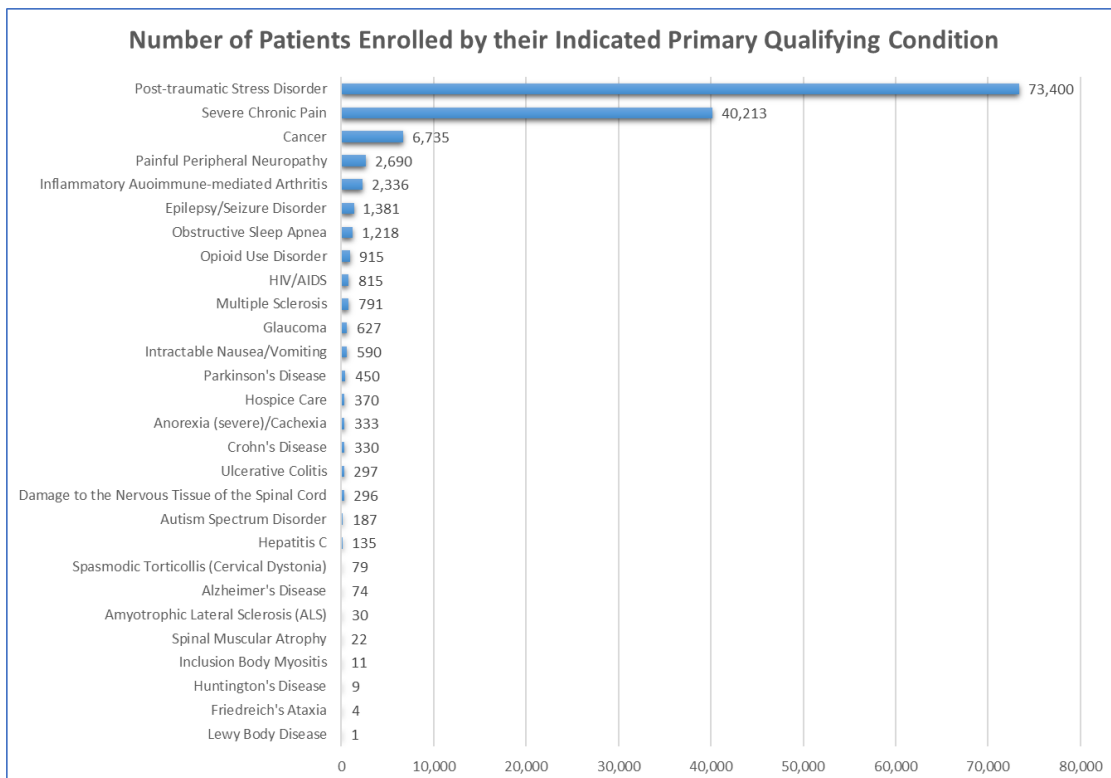


Medical Cannabis Program Patient Statistics April 2022

Active Number of Enrolled Patients: 134,307

Number of Patients Enrolled by their Indicated Primary Qualifying Condition

Alzheimer's Disease	74	Inclusion Body Myositis	11
Amyotrophic Lateral Sclerosis (ALS)	30	Inflammatory Autoimmune-mediated Arthritis	2,336
Anorexia (severe)/Cachexia	333	Intractable Nausea/Vomiting	590
Autism Spectrum Disorder	187	Lewy Body Disease	1
Cancer	6,735	Multiple Sclerosis	791
Crohn's Disease	330	Obstructive Sleep Apnea	1,218
Damage to the Nervous Tissue of the Spinal Cord	296	Opioid Use Disorder	915
Epilepsy/Seizure Disorder	1,381	Painful Peripheral Neuropathy	2,690
Friedreich's Ataxia	4	Parkinson's Disease	450
Glaucoma	627	Post-Traumatic Stress Disorder	73,400
Hepatitis C	135	Severe Chronic Pain	40,213
HIV/AIDS	815	Spasmodic Torticollis (Cervical Dystonia)	79
Hospice Care	370	Spinal Muscular Atrophy	22
Huntington's Disease	9	Ulcerative Colitis	297



MEDICAL CANNABIS DIVISION

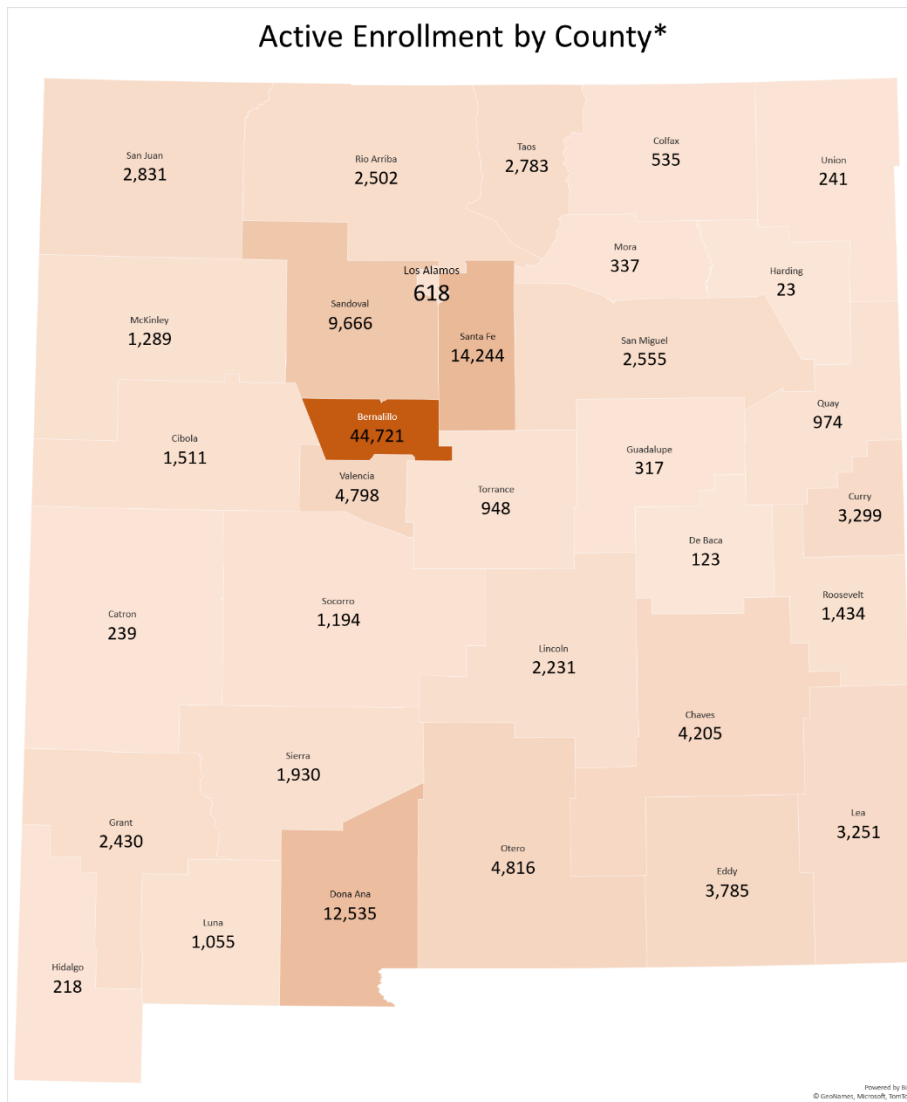
Physical Address: 1474 Rodeo RD Suite 200 Santa Fe, New Mexico • 87505

Mailing Address: P.O. Box 26110 • Santa Fe, New Mexico • 87502-6110

(505) 827-2321 • FAX: (505) 476-3025 • www.nmhealth.org

Active Enrollment by County*

Bernalillo	44,721	Lea	3,251	Roosevelt	1,434	Mora	337
Santa Fe	14,244	San Juan	2,831	McKinley	1,289	Guadalupe	317
Dona Ana	12,535	Taos	2,783	Socorro	1,194	Union	241
Sandoval	9,666	San Miguel	2,555	Luna	1,055	Catron	239
Otero	4,816	Rio Arriba	2,502	Quay	974	Hidalgo	218
Valencia	4,798	Grant	2,430	Torrance	948	De Baca	123
Chaves	4,205	Lincoln	2,231	Out Of State	669	Harding	23
Eddy	3,785	Sierra	1,930	Los Alamos	618		
Curry	3,299	Cibola	1,511	Colfax	535		



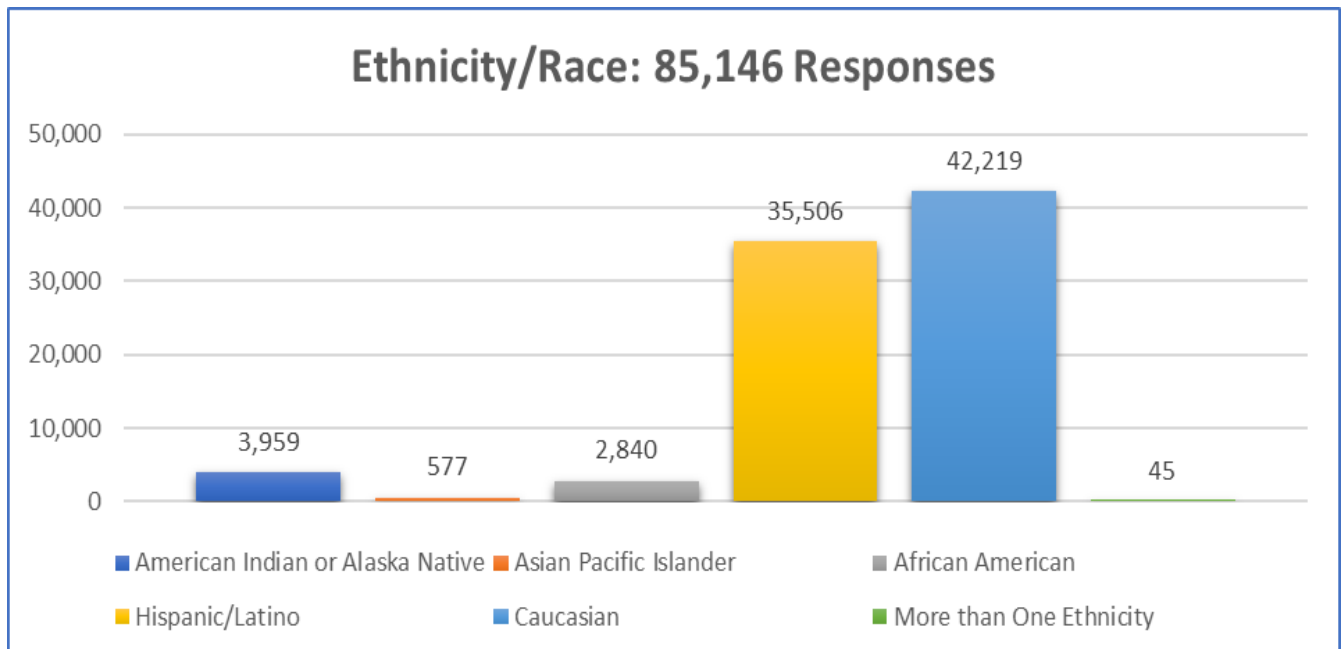
*The map does not include the 669 individuals enrolled from Out-of-State. The chart does include these individuals. These 669 individuals enrolled during a brief period in 2019-2020 when out-of-state enrollments were legal. The statute has since changed, and it is not legal to enroll as a patient in New Mexico at this time. However, individuals who are legally enrolled in other governmental medical cannabis program in the US can register as reciprocal participants in New Mexico.

Demographics as of April 30, 2022

The Medical Cannabis Program collects demographics through questions on the patient enrollment form. These demographic questions are optional. Each Chart/Graph will show the total number of people who participated and responded to the specific demographic question.

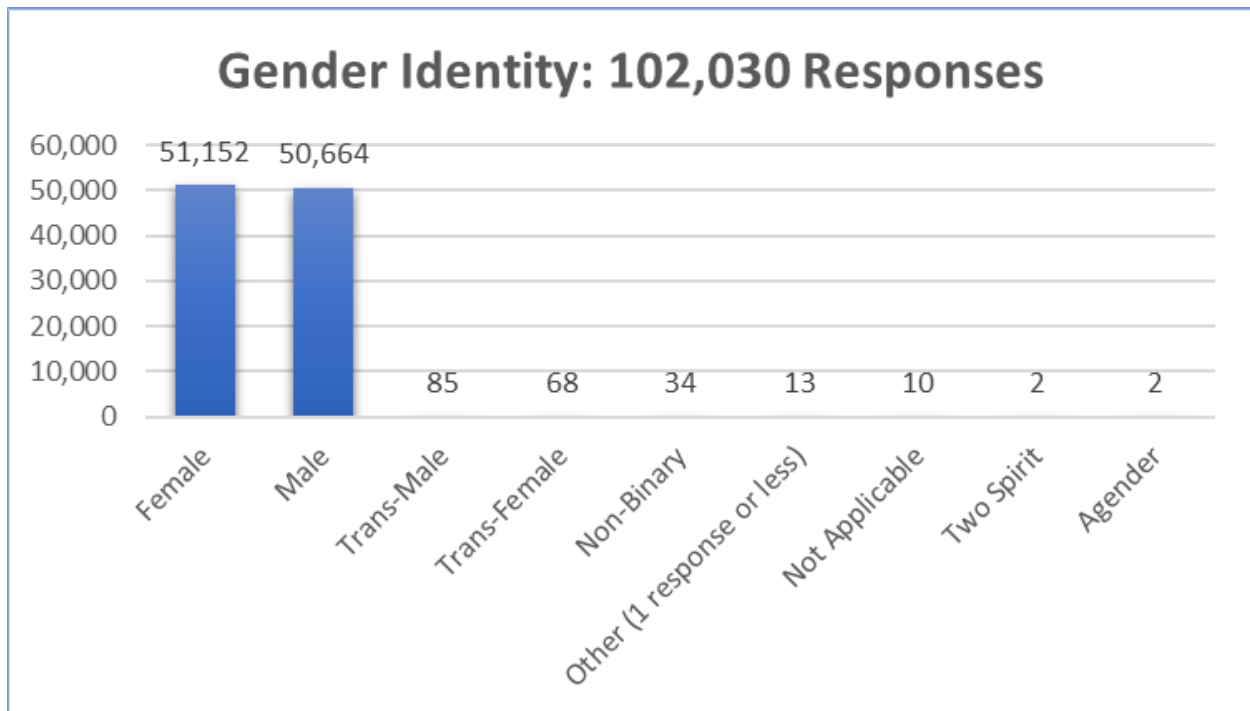
Ethnicity

Ethnicity	
American Indian or Alaska Native	3,959
Asian Pacific Islander	577
African American	2,840
Hispanic/Latino	35,506
Caucasian	42,219
More than One Ethnicity	45
Total Responses:	85,146



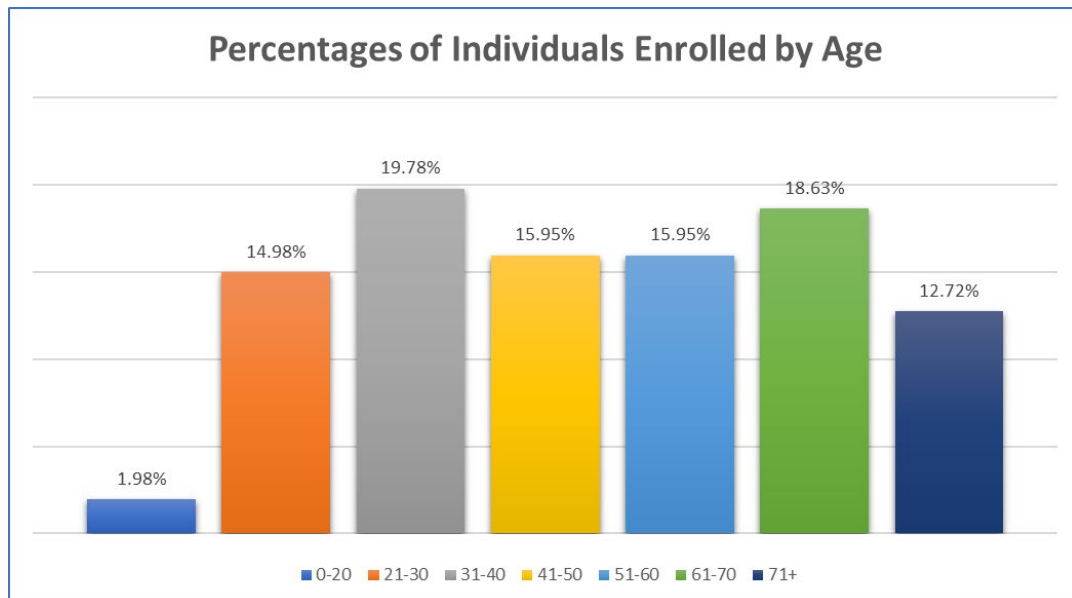
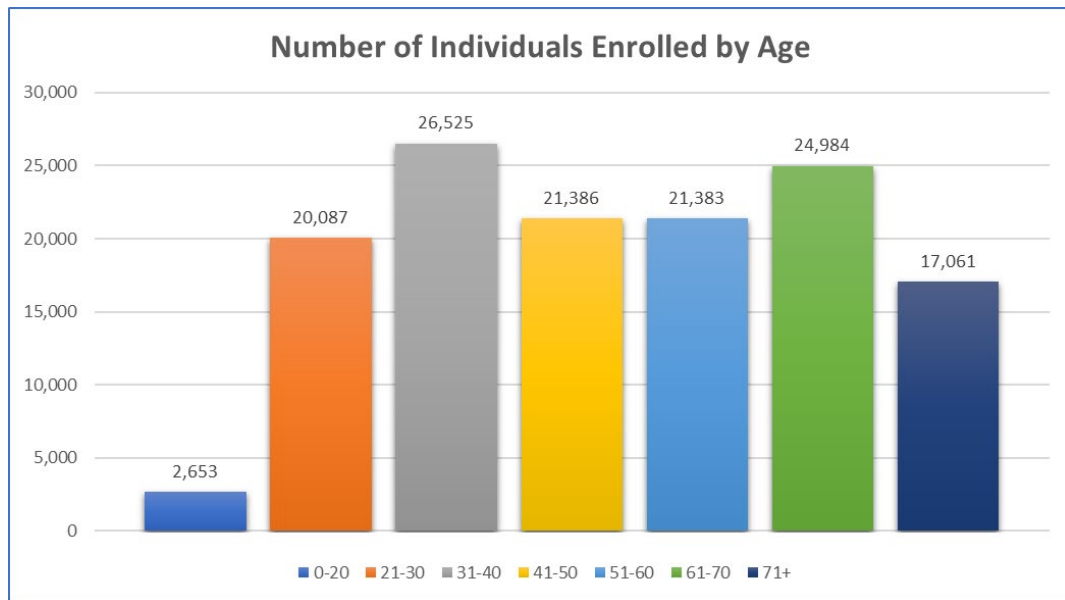
Gender Identity

Gender Identity	
Female	51,152
Male	50,664
Trans-Male	85
Trans-Female	68
Non-Binary	34
Other (1 response or less)	13
Not Applicable	10
Two Spirit	2
Agender	2
Total	102,030



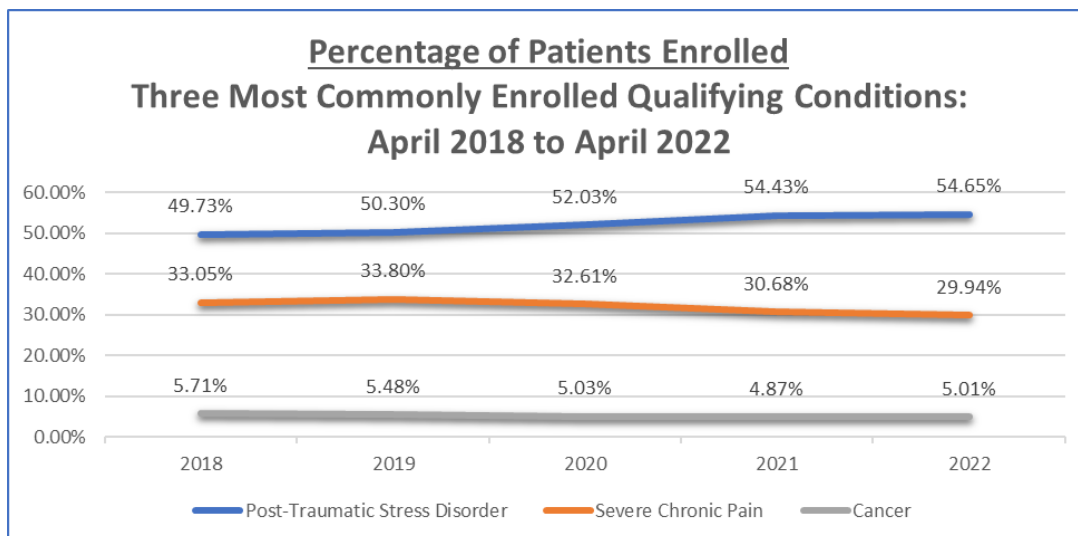
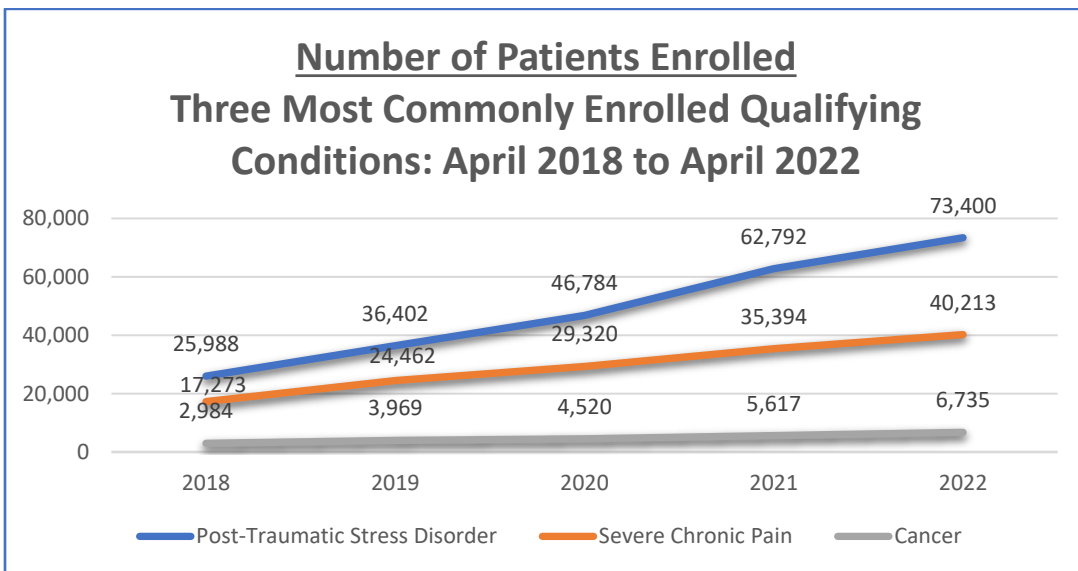
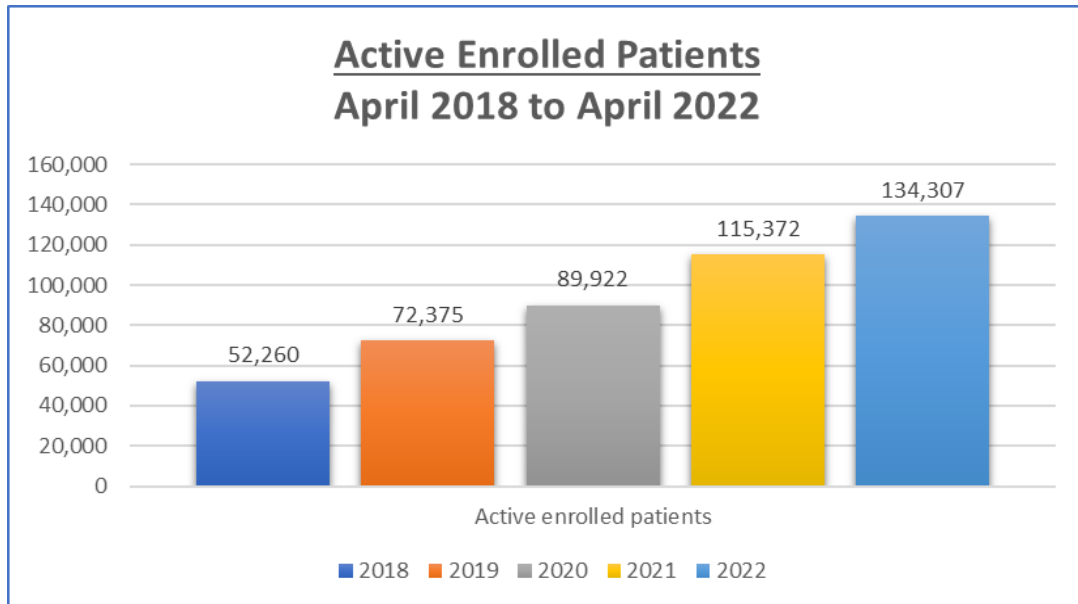
Age Ranges

Age:	Number of Individuals Enrolled	Percentage of Individuals Enrolled
0-20	2,653	1.98%
21-30	20,087	14.98%
31-40	26,525	19.78%
41-50	21,386	15.95%
51-60	21,383	15.95%
61-70	24,984	18.63%
71+	17,061	12.72%



All data is as of April 30, 2022, unless otherwise stated.

Five-Year Enrollment Trends



All data is as of April 30, 2022, unless otherwise stated.