



MICHELLE LUJAN GRISHAM  
 Governor

DAVID R. SCRASE, M.D.  
 Acting Cabinet Secretary

## Medical Cannabis Program Patient Statistics March 2022

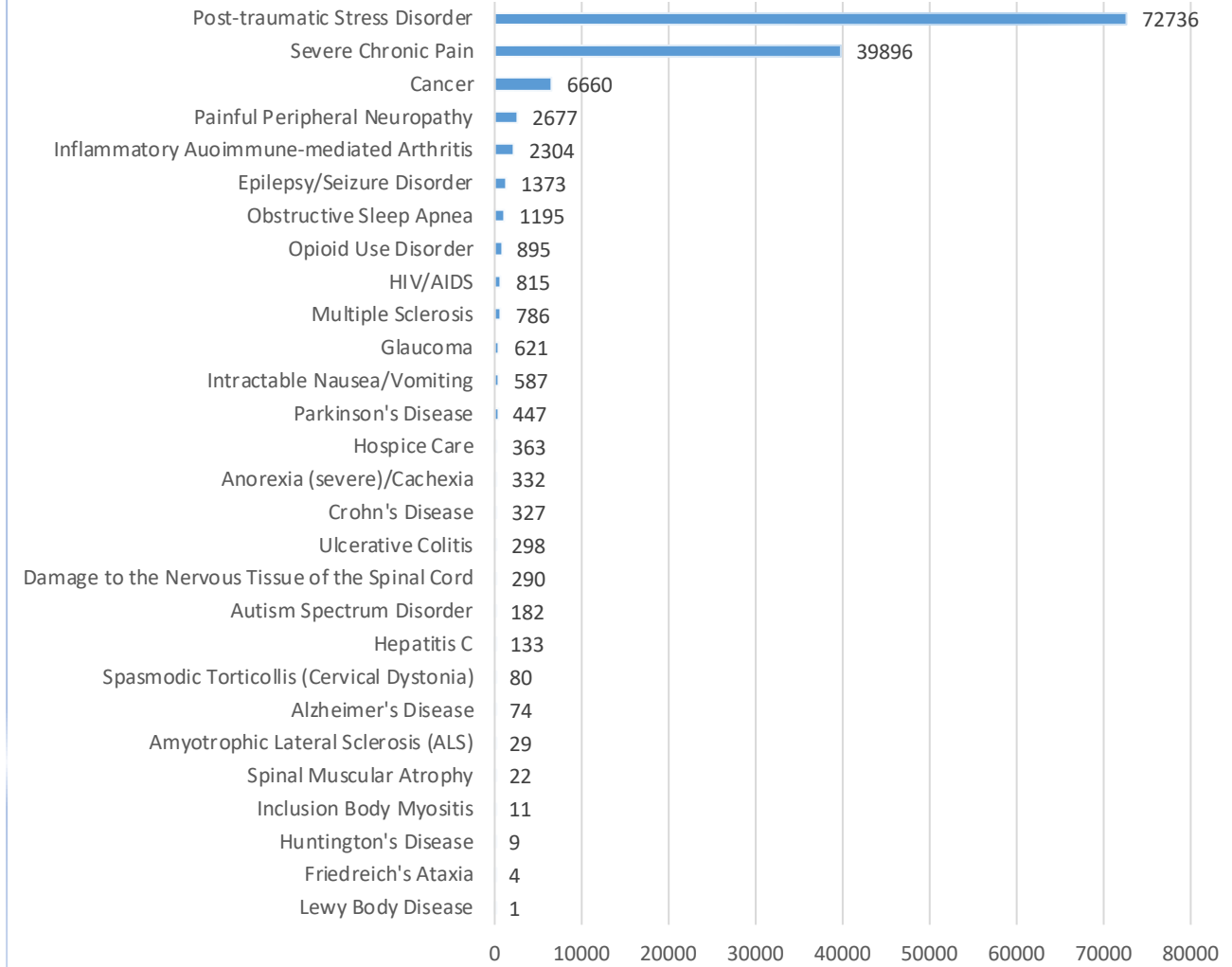
**Active Number of Enrolled Patients: 133,113**

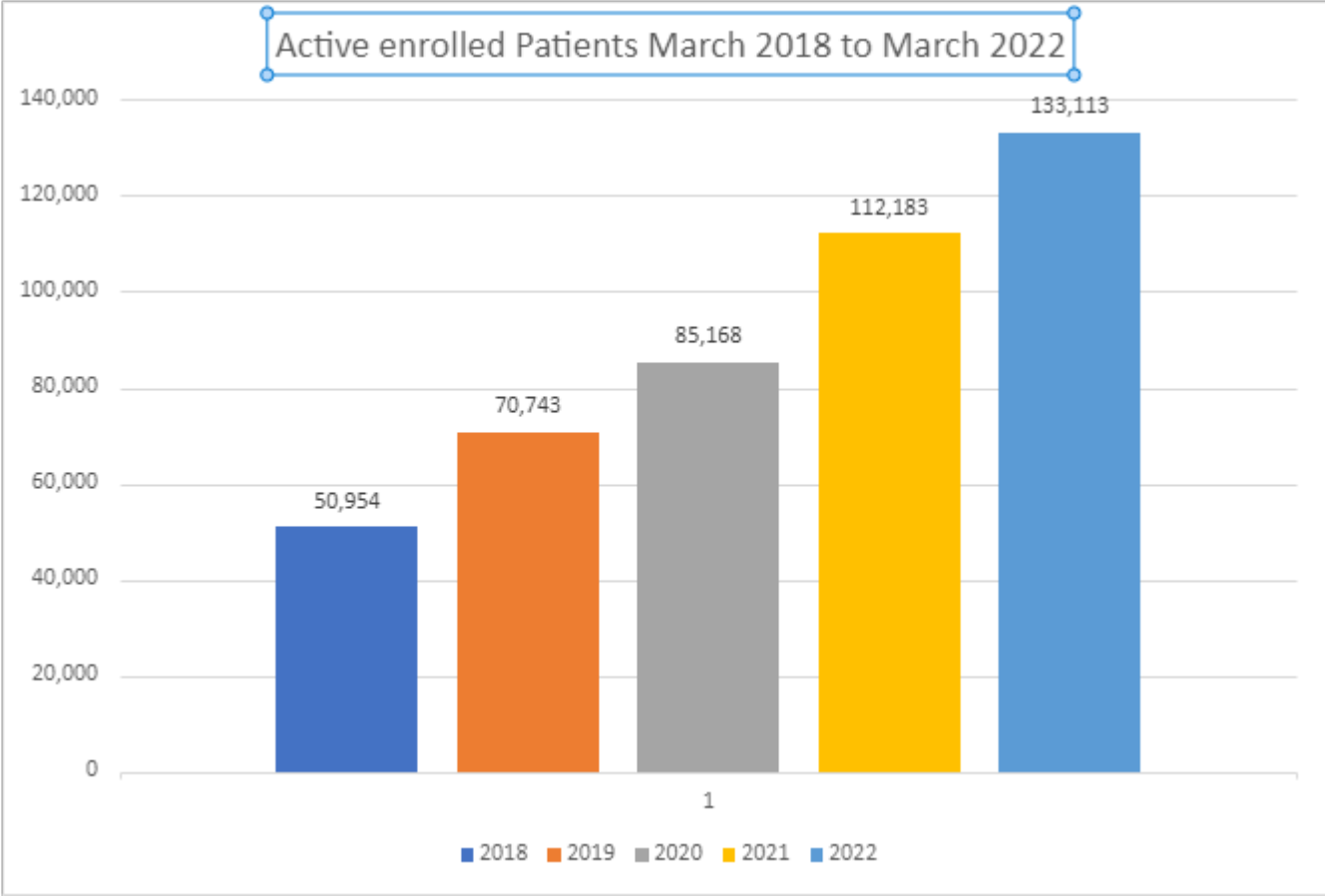
Enrollment by Qualifying Condition	
Alzheimer's Disease	74
Amyotrophic Lateral Sclerosis (ALS)	29
Anorexia (severe)/Cachexia	332
Autism Spectrum Disorder	182
Cancer	6,660
Crohn's Disease	327
Damage to the Nervous Tissue of the Spinal Cord	290
Epilepsy/Seizure Disorder	1,373
Friedreich's Ataxia	4
Glaucoma	621
HIV/AIDS	815
Hepatitis C	133
Hospice Care	363
Huntington's Disease	9
Inclusion Body Myositis	11
Inflammatory Autoimmune-mediated Arthritis	2,304
Intractable Nausea/Vomiting	587
Lewy Body Disease	1
Multiple Sclerosis	786
Obstructive Sleep Apnea	1,195
Opioid Use Disorder	895
Painful Peripheral Neuropathy	2,677
Parkinson's Disease	447
Post-traumatic-Stress-Disorder	72,736
Severe Chronic Pain	39,896
Spasmodic Torticollis (Cervical Dystonia)	80
Spinal Muscular Atrophy	22
Ulcerative Colitis	298
Total Conditions indicated (Note: due to older data collection methods, some individuals may have selected more than one primary qualifying condition):	133,147

### MEDICAL CANNABIS DIVISION

Physical Address: 1474 Rodeo RD Suite 200 Santa Fe, New Mexico • 87505  
 Mailing Address: P.O. Box 26110 • Santa Fe, New Mexico • 87502-6110  
 (505) 827-2321 • FAX: (505) 476-3025 • www.nmhealth.org

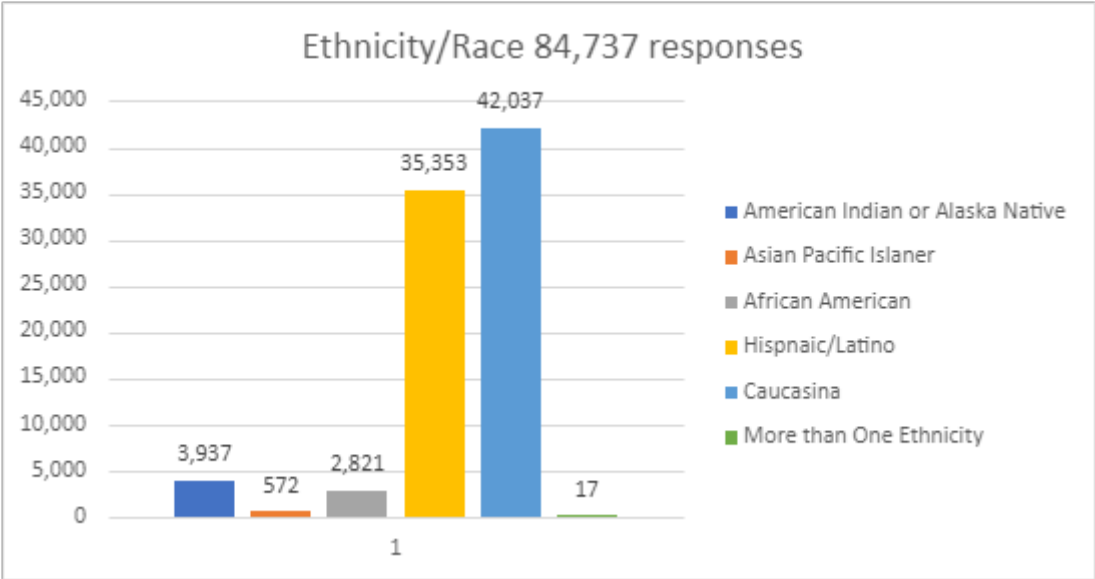
## Condition by Count March 2022





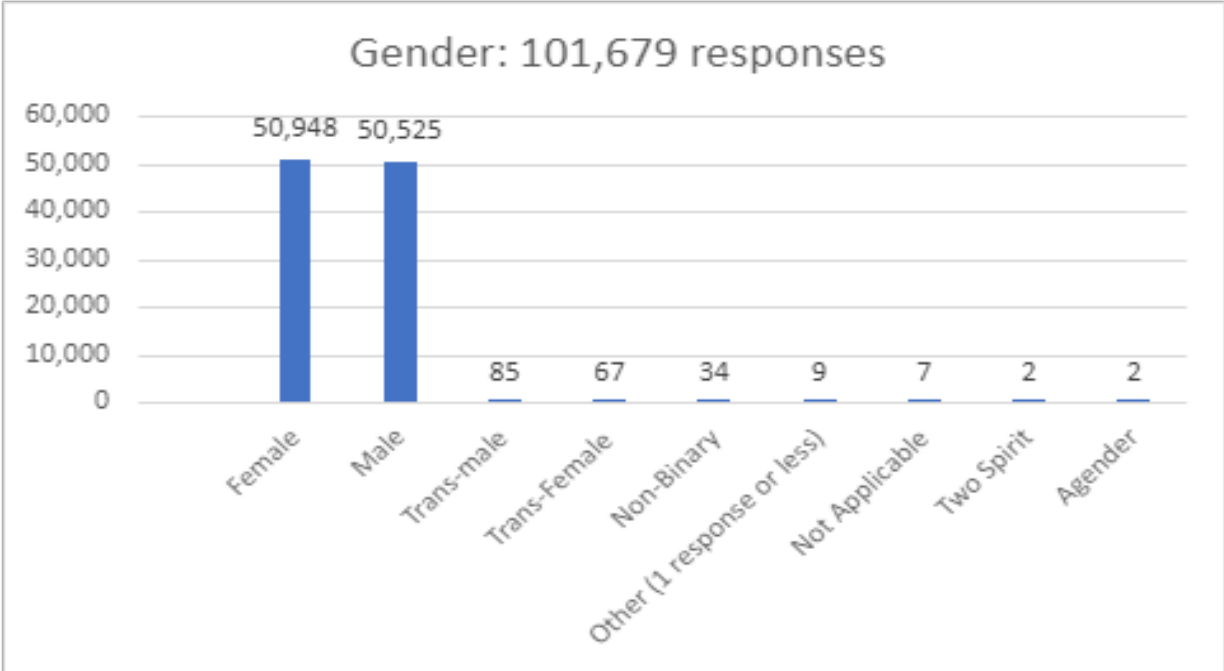
<b>Ethnicity</b>	
American Indian or Alaska Native	3,937
Asian Pacific Islander	572
African American	2,821
Hispanic/Latino	35,353
Caucasian	42,037
More than One Ethnicity	17
<b>Total</b>	<b>84,737</b>

All data is as of March 31, 2022, unless otherwise stated.



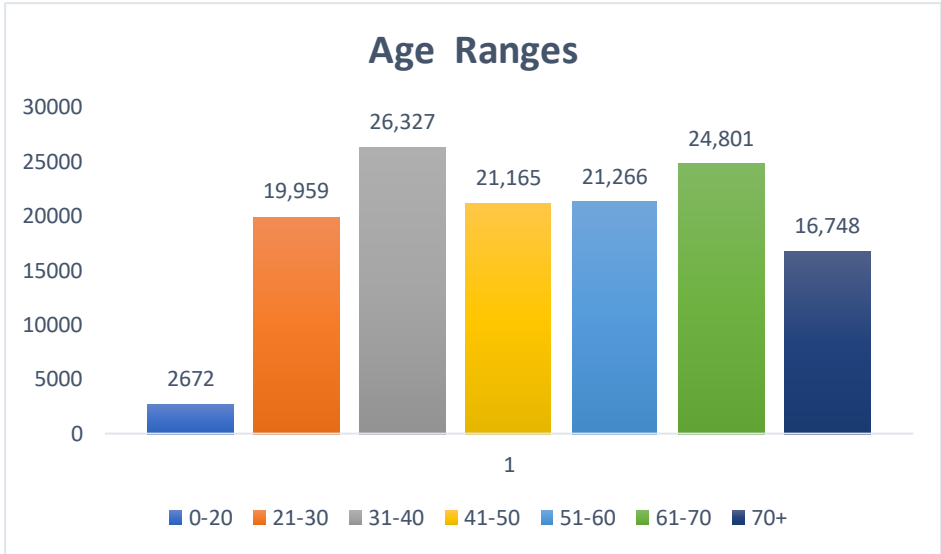
<b>Gender</b>	
Female	50,948
Male	50,525
Trans-male	85
Trans-Female	67
Non-Binary	34
Other (1 response or less)	9
Not Applicable	7
Two Spirit	2
Agender	2
<b>Total</b>	<b>101,679</b>

All data is as of March 31, 2022, unless otherwise stated.



Age:	
0-20	2672
21-30	19,959
31-40	26,327
41-50	21,165
51-60	21,266
61-70	24,801
70+	16,748
Total:	132938

All data is as of March 31, 2022, unless otherwise stated.

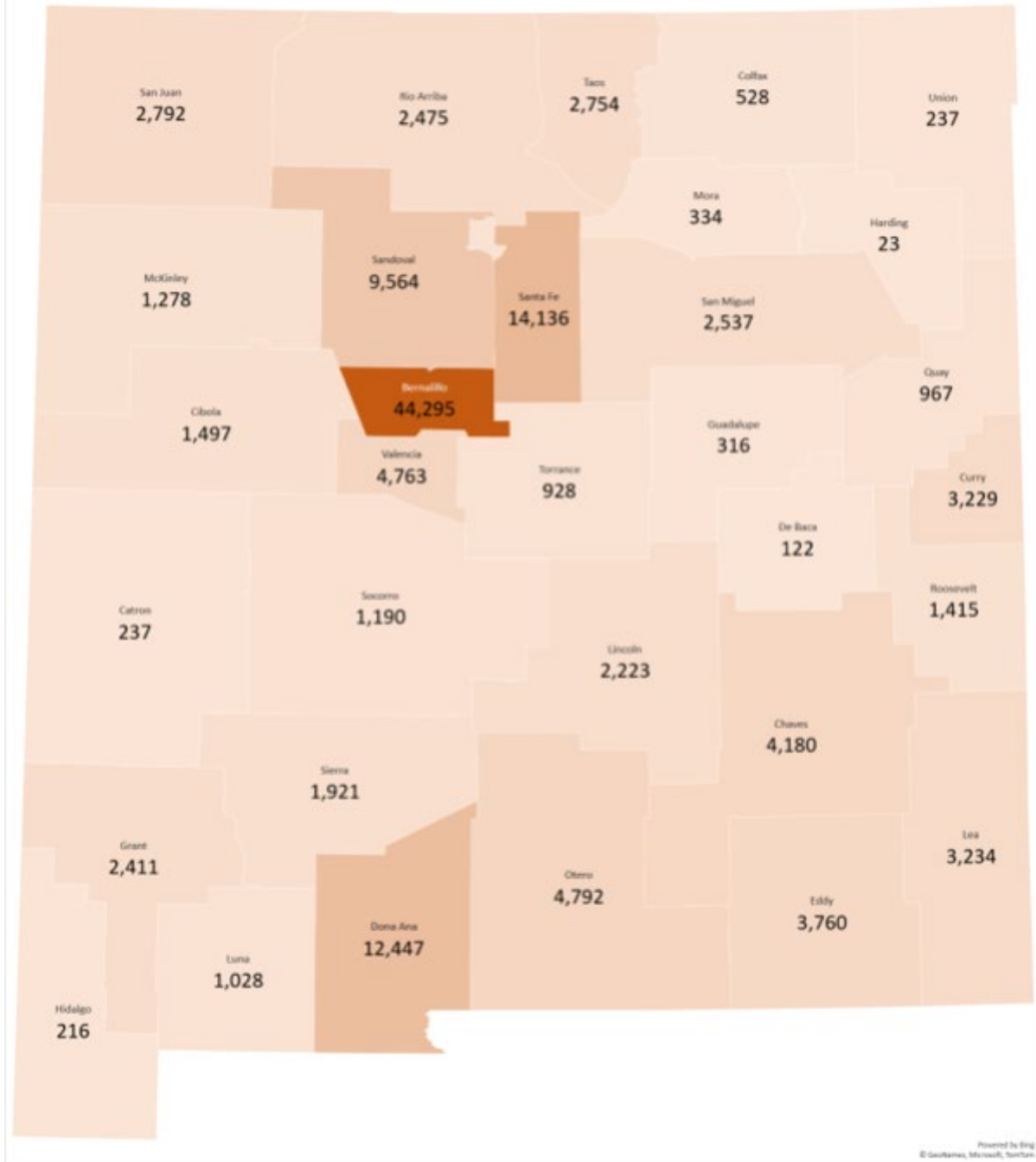


All data is as of March 31, 2022, unless otherwise stated.

<b>Active By enrollment by County</b>	
Bernalillo	44295
Catron	237
Chaves	4180
Cibola	1497
Colfax	528
Curry	3229
De Baca	122
Dona Ana	12447
Eddy	3760
Grant	2411
Guadalupe	316
Harding	23
Hidalgo	216
Lea	3234
Lincoln	2223
Los Alamos	615
Luna	1028
McKinley	1278
Mora	334
Otero	4792
Out Of State	669
Quay	967
Rio Arriba	2475
Roosevelt	1415
San Juan	2792
San Miguel	2537
Sandoval	9564
Santa Fe	14136
Sierra	1921
Socorro	1190
Taos	2754
Torrance	928
Union	237
Valencia	4763

All data is as of March 31, 2022, unless otherwise stated.

## Active Enrollment by County\*



\*Does not include 669 individuals enrolled from Out-of-State. These are individuals who enrolled during the brief period in 2019 when out-of-state enrollments were legal. It is not legal to enroll as a patient in New Mexico at this time. However, individuals who are legally enrolled in other governmental medical cannabis program in the US can register as reciprocal participants in New Mexico.