



**NM DRUG OVERDOSE PREVENTION QUARTERLY MEASURES REPORT
SECOND QUARTER OF 2020 (2020Q2)**

**Substance Abuse Epidemiology Section
Prescription Drug Overdose Prevention Program
Injury and Behavioral Epidemiology Bureau
Epidemiology and Response Division**

This report is produced quarterly to track indicators related to drug overdose prevention. The indicators reported here allow for the tracking of three key interventions for prescription drug overdose: improving prescribing of controlled substances, increasing the availability of treatment for opioid dependence, and the increasing availability of naloxone in the community.

This report is based on calendar quarters: Q1 is January-March of the calendar year.

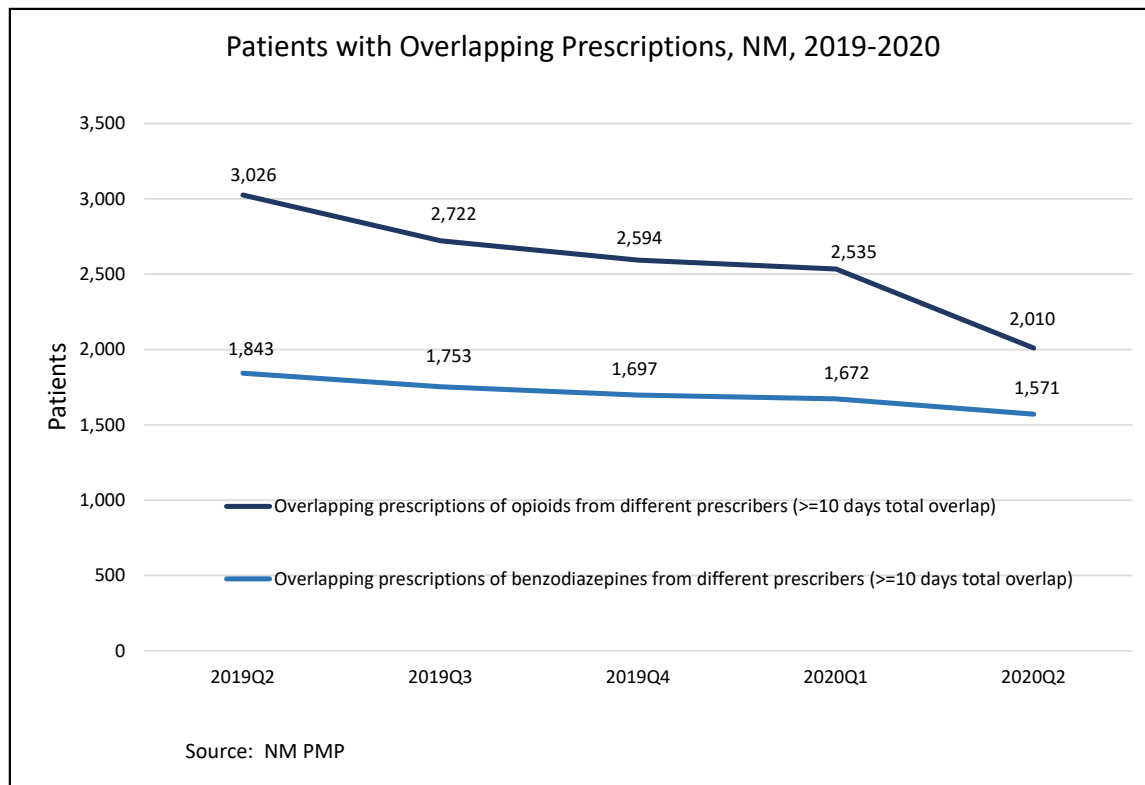
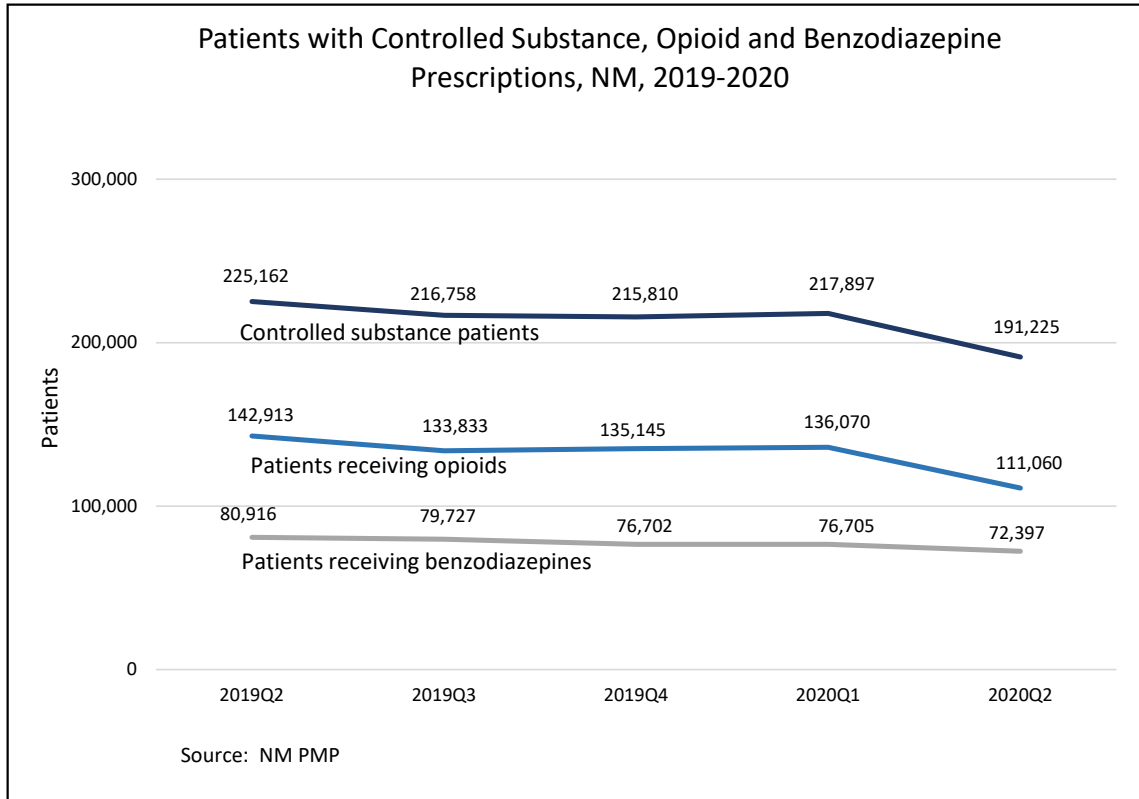
Data for this report were drawn from several sources:

1. The Prescription Monitoring Program (PMP) operated by the NM Board of Pharmacy, which collects data on every controlled substance prescription filled in New Mexico.
2. New Mexico Medicaid in the Human Services Department, for data on methadone treatment paid by Medicaid, and for data on claims paid for naloxone prescriptions at pharmacies.
3. The State Opioid Treatment Authority in the Human Services Department for data on methadone treatment programs operating in New Mexico.
4. The NM Department of Health Syringe Services Program for data on naloxone distributed via syringe exchange sites
5. The Behavioral Health Services Division in the Human Services Department for data on naloxone distributed through Office of Substance Abuse Prevention programs.

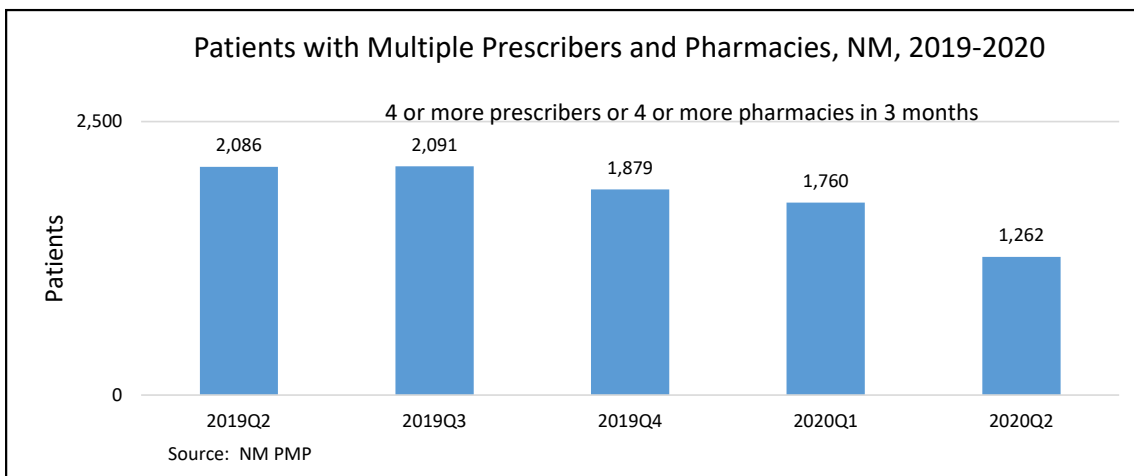
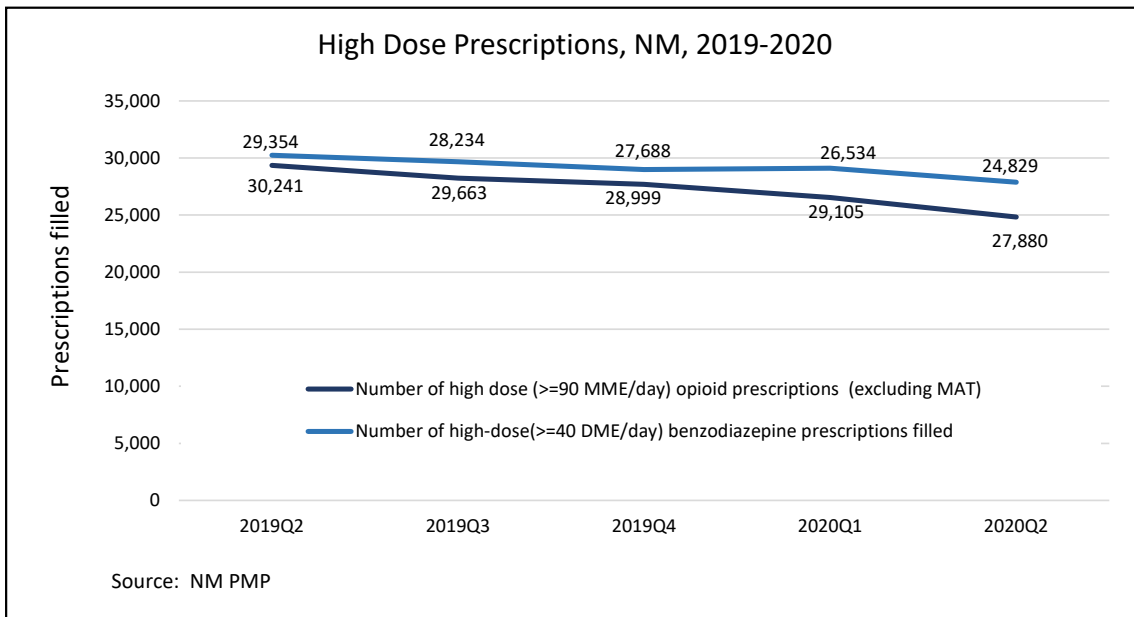
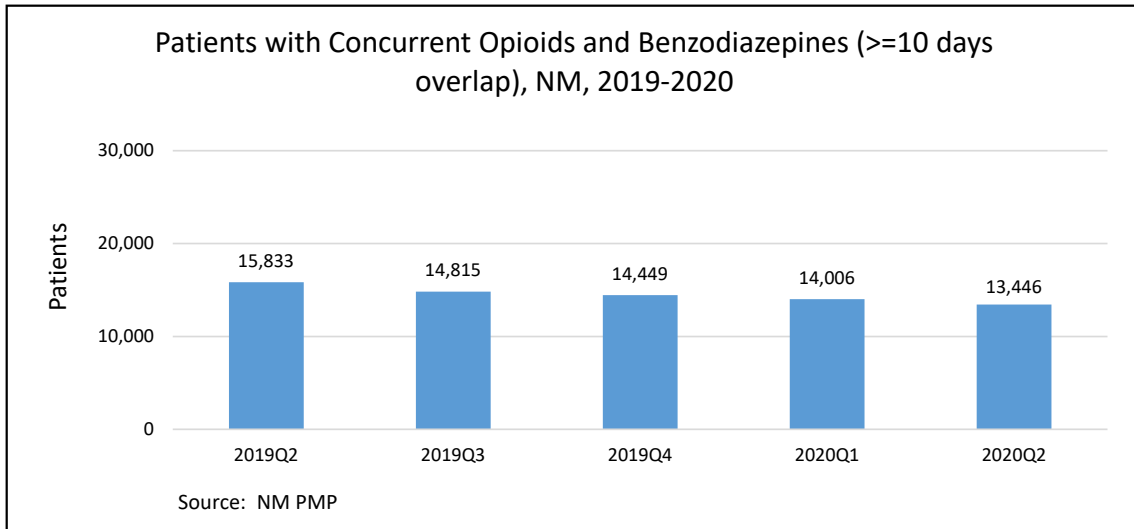
Reports for 2020 Q2 and after reflect a changed definition of medication assisted treatment (MAT). The older definition defined MAT as buprenorphine/naloxone combination products only. The new definition has been applied to all quarters included in this report and includes all buprenorphine products except a couple of types indicated for the treatment of pain. Because MAT products are usually high-dose prescriptions and are counted separately from other opioids, this change has an effect on many of the indicators in this report.

The peak in restrictions due to the Covid-19 pandemic occurred in 2020 Q2, especially in April and May. This is reflected in decreased numbers of patients and prescriptions, particularly for opioids. The decrease from Q1 to Q2 is larger than usual this year.

I. New Mexico Prescription Monitoring Program (PMP) Measures



I. New Mexico Prescription Monitoring Program (PMP) Measures



I. New Mexico Prescription Monitoring Program (PMP) Measures

Totals

Year and Quarter	2019Q2	2020Q1	2020Q2	Quarterly % Change 2020Q1 vs 2020Q2	Quarterly % Change 2019Q2 vs 2020Q2
Total number of controlled substance patients	225,162	217,897	191,225	-12.2%	-15.1%
Number of patients receiving opioids (excluding MAT)	142,913	136,070	111,060	-18.4%	-22.3%
Number of opioid prescriptions filled (excluding MAT)	302,481	290,309	253,191	-12.8%	-16.3%
Number of MAT buprenorphine prescriptions filled	28,831	31,016	29,876	-3.7%	3.6%
Number of high dose (≥ 90 MME/day) opioid prescriptions (excluding MAT)	29,354	26,534	24,829	-6.4%	-15.4%
Total MME of opioids filled - (excluding MAT)	227,674,439	211,190,637	203,349,943	-3.7%	-10.7%
Total MME/prescription-day	48	47	47	-0.1%	-1.6%
Number of patients receiving benzodiazepines	80,916	76,705	72,397	-5.6%	-10.5%
Number of benzodiazepine prescriptions filled	177,703	172,675	164,549	-4.7%	-7.4%
Number of high-dose(≥ 40 DME/day) benzodiazepine prescriptions filled	30,241	29,105	27,880	-4.2%	-7.8%
Total DME of benzodiazepines filled	91,292,304	87,022,566	84,717,726	-2.6%	-7.2%
Total DME/patient	1,128	1,135	1,170	3.1%	3.7%

SOURCE OF DATA: NM Prescription Monitoring Program (PMP), NM Prescribers with at least 20 controlled substance patients

MAT = Medication assisted treatment - the use of buprenorphine products indicated for treatment of opioid use disorder. Excludes products indicated for the treatment of pain.

MME = Morphine Milligram Equivalent; reference at http://www.cdc.gov/drugoverdose/pdf/calculating_total_daily_dose-a.pdf

DME = Diazepam Milligram Equivalent; reference at <http://archinte.jamanetwork.com/article.aspx?articleid=217249>, 2004

I. New Mexico Prescription Monitoring Program (PMP) Measures

Number of Patients with:

Year and Quarter	2019Q2	2020Q1	2020Q2	Quarterly % Change 2020Q1 vs 2020Q2	Quarterly % Change 2019Q2 vs 2020Q2
High dose opioids (>=90 MME/day) (excluding MAT)	10,700	9,438	8,703	-7.8%	-18.7%
High dose benzodiazepines (>=40 DME/day)	13,332	12,505	11,939	-4.5%	-10.4%
Opioids >=90 days and <90% of days in past 6 months (excluding MAT)	17,478	16,085	15,437	-4.0%	-11.7%
Opioids >=90% of days in past 6 months (excluding MAT)	28,995	27,888	28,153	1.0%	-2.9%
Benzodiazepines >=90 days and <90% of days in past 6 months	20,563	18,847	18,474	-2.0%	-10.2%
Benzodiazepines >=90% of days in past 6 months	23,142	22,250	22,673	1.9%	-2.0%
Overlapping prescriptions of opioids from different prescribers (>=10 days total overlap)	3,026	2,535	2,010	-20.7%	-33.6%
Overlapping prescriptions of benzodiazepines from different prescribers (>=10 days total overlap)	1,843	1,672	1,571	-6.0%	-14.8%
Concurrent opioid and benzodiazepines (>=10 days overlap)	15,833	14,006	13,446	-4.0%	-15.1%
High dose opioids (>=90 MME/day) plus benzodiazepines	2,684	2,240	2,113	-5.7%	-21.3%
Multiple prescribers and pharmacies: 4 or more prescribers or 4 or more pharmacies in 3 months	2,086	1,760	1,262	-28.3%	-39.5%
New Opioid Patients with at least 30 days of coverage in the past 3 months (excl MAT)	2,487	2,266	1,990	-12.2%	-20.0%
New Benzodiazepine Patients with at least 30 days of coverage in the past 3 months	3,874	3,664	3,356	-8.4%	-13.4%

SOURCE OF DATA: NM Prescription Monitoring Program (PMP), NM Prescribers with at least 20 controlled substance patients

I. New Mexico Prescription Monitoring Program (PMP) Measures

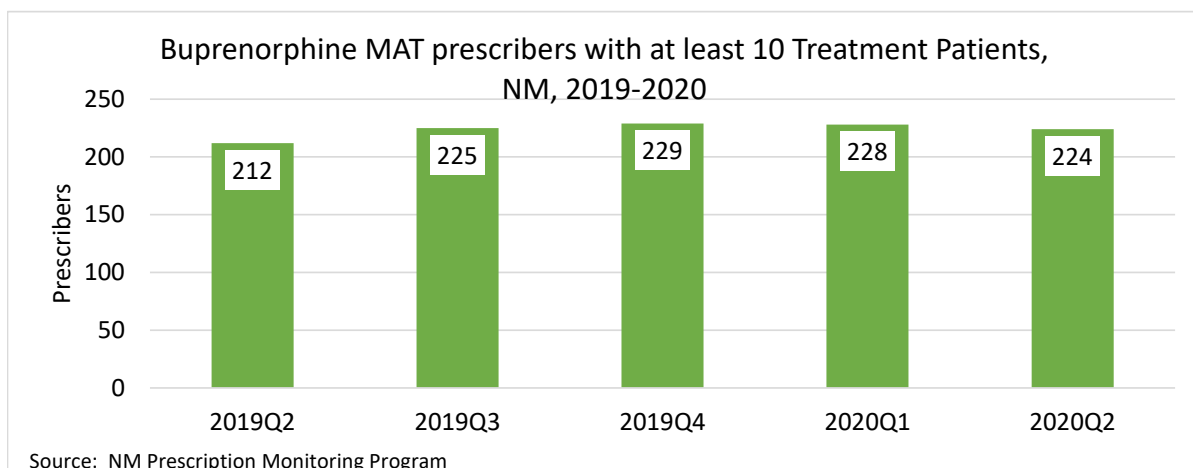
New Mexico Prescribers with at least 20 controlled substance patients:

Year and Quarter	2019Q2	2020Q1	2020Q2	Quarterly % Change 2020Q1 vs 2020Q2	Quarterly % Change 2019Q2 vs 2020Q2
Total active controlled substance prescribers	3,159	3,069	2,636	-14.1%	-16.6%
Prescribers with at least 50% high dose of opioid prescriptions, excluding treatment prescribers	29	32	34	6.3%	17.2%
Prescribers with at least 50% high dose of benzodiazepine prescriptions	135	116	121	4.3%	-10.4%
Prescribers with at least 25% of patients having concurrent opioids and benzodiazepines	7	8	9	12.5%	28.6%
Some PMP Use: Requested reports on at least 25% of patients estimated to require them	1,623	1,662	1,503	-9.6%	-7.4%
Zero PMP Use: Requested no PMP reports on patients filling Controlled Substances	349	279	199	-28.7%	-43.0%
Number of Patients with PMP reports requested by practitioners	226,456	256,331	264,925	3.4%	17.0%
% of Chronic opioid users with a PMP request in the past 3 months*	79.8%	81.3%	80.1%	-1.4%	0.3%
% of Chronic benzodiazepine users with a PMP request in the past 3 months*	56.5%	59.9%	58.4%	-2.4%	3.4%
% of New Opioid Patients with a PMP request in the past 3 months**	32.1%	33.7%	38.6%	14.4%	20.2%
% of New Benzodiazepine Patients with a PMP request in the past 3 months**	35.5%	39.5%	41.3%	4.6%	16.4%

*Chronic users are those with at least 90 days of coverage in six months.

**New patients are those with more than 4 days of coverage in the quarter and none in the prior quarter.

SOURCE OF DATA: NM Prescription Monitoring Program (PMP), NM Prescribers with at least 20 controlled substance patients



II. Medication Assisted Treatment (buprenorphine and methadone) Measures

Year and Quarter	2019Q2	2020Q1	2020Q2	Quarterly % Change 2020Q1 vs 2020Q2	Quarterly % Change 2019Q2 vs 2020Q2
Buprenorphine MAT prescribers with at least 10 treatment patients	212	228	224	-1.8%	5.7%
Buprenorphine MAT patients (>=10 days)	7,367	8,099	8,263	2.0%	12.2%
Buprenorphine MAT prescriptions filled	28,831	31,016	29,876	-3.7%	3.6%
Total Practitioners with DATA Waiver	698	899	997	10.9%	42.8%
Nurse Practitioners and PA's with DATA Waiver	191	283	332	17.3%	73.8%

Medicaid Methadone Treatment

Number of distinct individuals with methadone claims paid by NM Medicaid	5,041	6,184	6,110	-1.2%	21.2%
Number of distinct NM Medicaid providers of methadone	11	11	11	0.0%	0.0%

Methadone Treatment Programs by Survey Date	Jul 2019	Mar 2020	Jun 2020		
Number of Methadone Treatment Programs	17	17	18	5.9%	5.9%
Number of Methadone Treatment Patients in those Programs	6,920	7,400	6,867	-7.2%	-0.8%

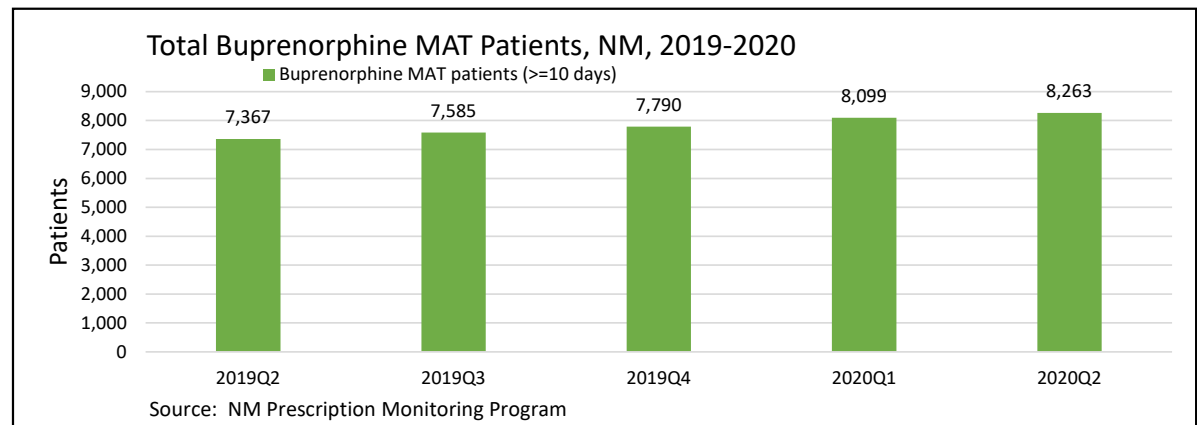
DATA Waivered provider data are as of the last month of the quarter

Sources:

Buprenorphine MAT data: NM Prescription Monitoring Program

Methadone data: NM Human Services Department, State Opioid Treatment Authority; NM Medicaid

DATA Waivered providers: US DEA Diversion Control Division



III. Naloxone Distribution and Usage Measures

Year and Quarter	2019Q2	2020Q1	2020Q2	Quarterly % Change 2020Q1 vs 2020Q2	Quarterly % Change 2019Q2 vs 2020Q2
New Enrollments in NM State Government Naloxone Programs	3,468	2,663	1,452	-45.5%	-58.1%
Total Number of NM Naloxone Doses distributed	19,482	11,952	7,262	-39.2%	-62.7%
Total Number of NM Reported Reversals	1,229	876	776	-11.4%	-36.9%

Year and Quarter	2019Q2	2020Q1	2020Q2	Quarterly % Change 2020Q1 vs 2020Q2	Quarterly % Change 2019Q2 vs 2020Q2
Pharmacies Presenting Medicaid Naloxone Claims	290	249	244	-2.0%	-15.9%
Number of Medicaid Naloxone Claims Processed	3,743	5,262	4,000	-24.0%	6.9%

Some naloxone doses were given to organizations and may not have been distributed in that quarter.

Reported Reversals are not necessarily individual level data, as one person could have overdosed and been reversed more than once. Data on reversals are combined across several agencies and programs, and the definition of a reversal may vary.

An outpatient pharmacy could present claims in more than one quarter. The total number was obtained by counting each pharmacy once. There were 286 outpatient Pharmacies with a NM address in 2019 according to the Board of Pharmacy.

Sources: NM DOH Programs; NM HSD/BHSD Programs; NM Medicaid

