



**NM DRUG OVERDOSE PREVENTION QUARTERLY MEASURES REPORT
FOURTH QUARTER OF 2019 (2019Q4)**

**Substance Abuse Epidemiology Section
Prescription Drug Overdose Prevention Program
Injury and Behavioral Epidemiology Bureau
Epidemiology and Response Division**

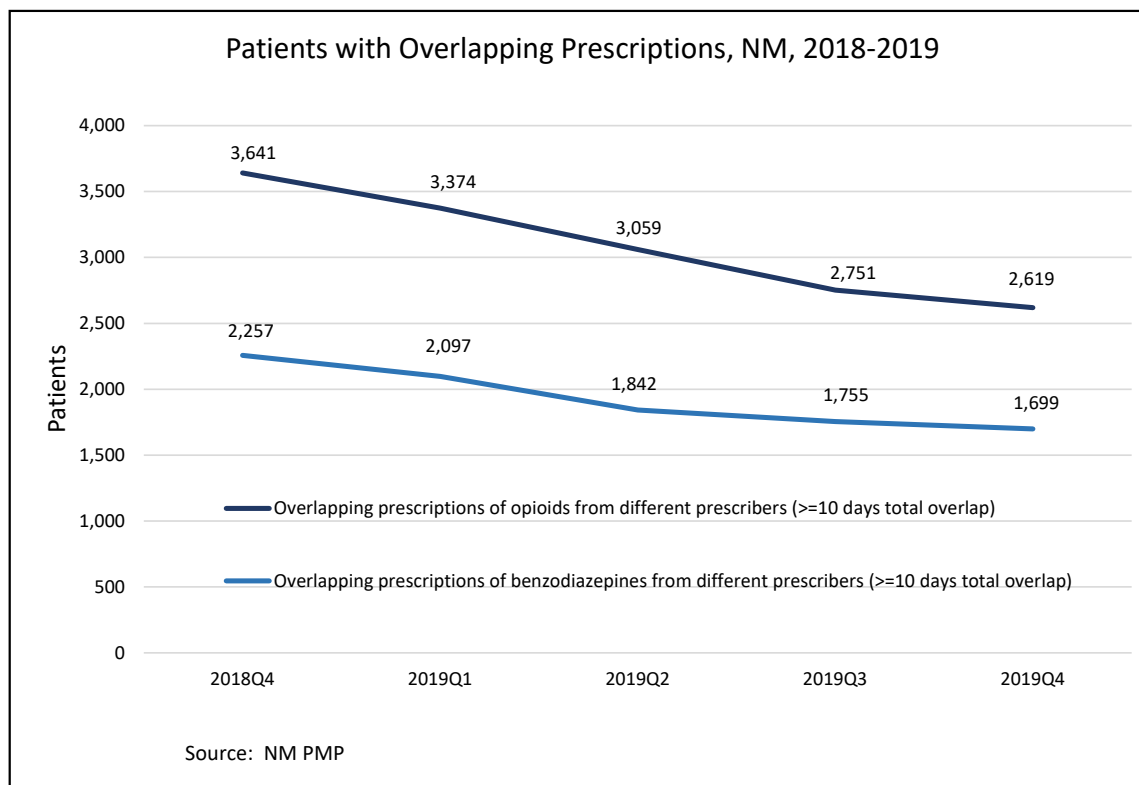
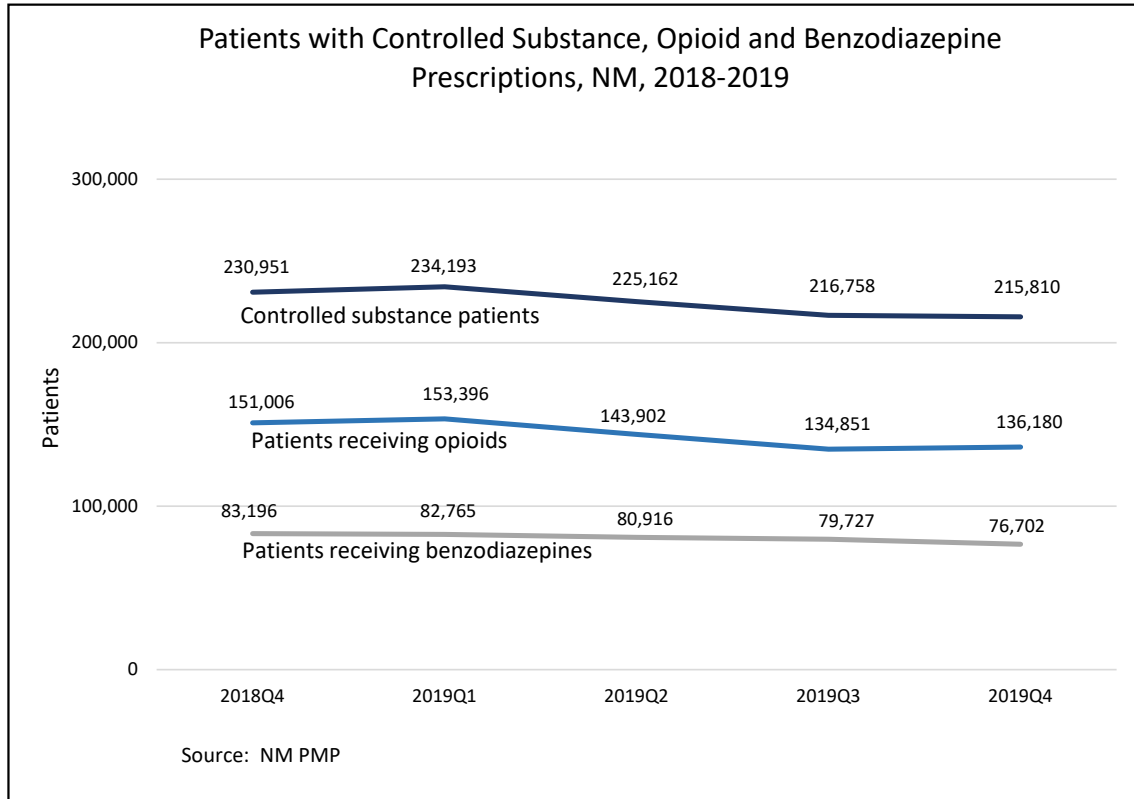
This report is produced quarterly to track indicators related to drug overdose prevention. The indicators reported here allow for the tracking of three key interventions for prescription drug overdose: improving prescribing of controlled substances, increasing the availability of treatment for opioid dependence, and the increasing availability of naloxone in the community.

This report is based on calendar quarters: Q1 is January-March of the calendar year.

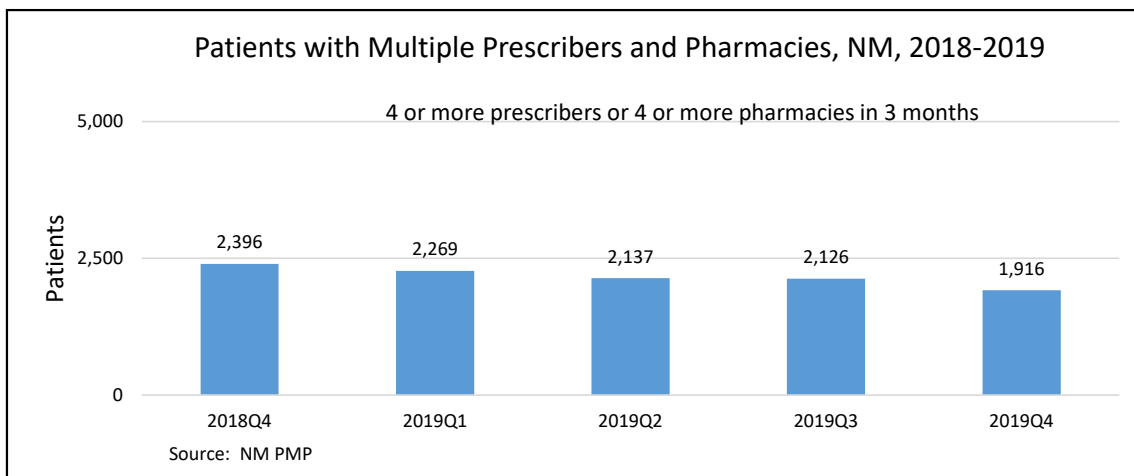
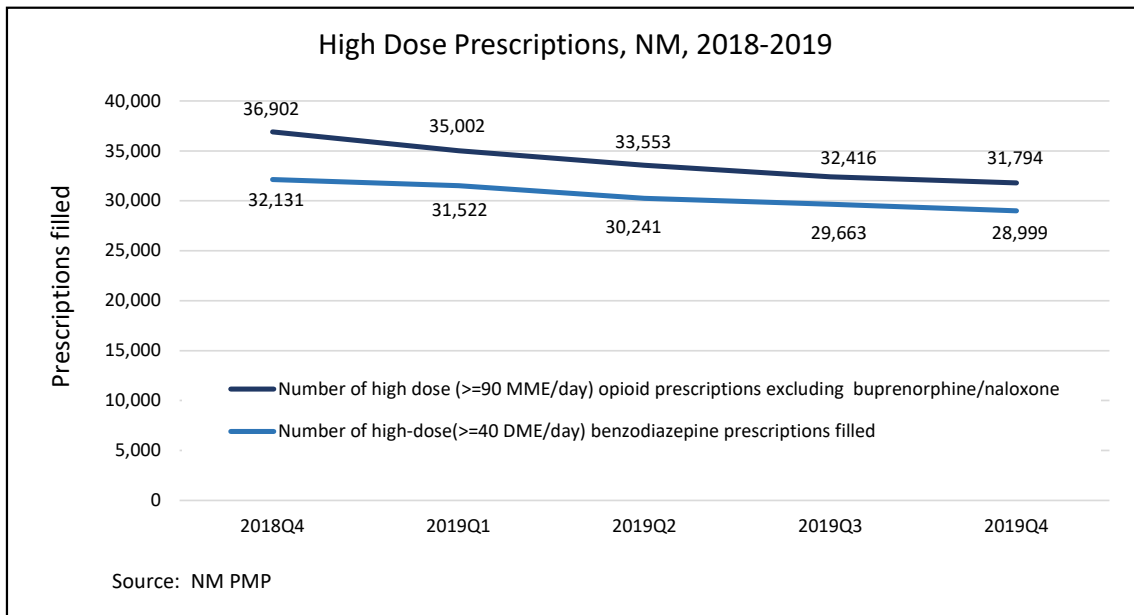
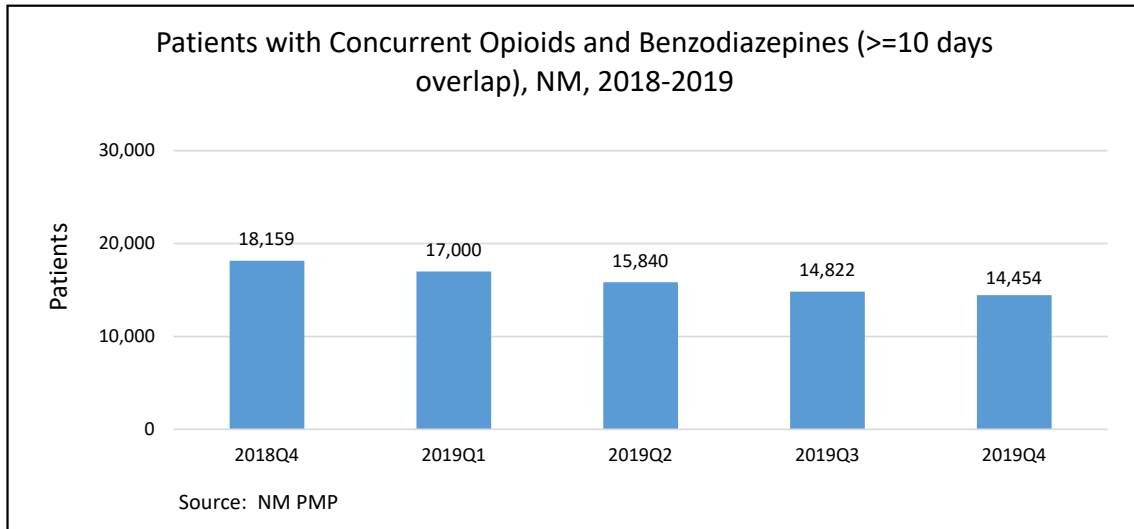
Data for this report were drawn from several sources:

1. The Prescription Monitoring Program (PMP) operated by the NM Board of Pharmacy, which collects data on every controlled substance prescription filled in New Mexico.
2. New Mexico Medicaid in the Human Services Department, for data on methadone treatment paid by Medicaid, and for data on claims paid for naloxone prescriptions at pharmacies.
3. The State Opioid Treatment Authority in the Human Services Department for data on methadone treatment programs operating in New Mexico.
4. The NM Department of Health Syringe Services Program for data on naloxone distributed via syringe exchange sites
5. The Behavioral Health Services Division in the Human Services Department for data on naloxone distributed through Office of Substance Abuse Prevention programs.

I. New Mexico Prescription Monitoring Program (PMP) Measures



I. New Mexico Prescription Monitoring Program (PMP) Measures



I. New Mexico Prescription Monitoring Program (PMP) Measures

Totals

Year and Quarter	2018Q4	2019Q3	2019Q4	Quarterly % Change 2019Q3 vs 2019Q4	Quarterly % Change 2018Q4 vs 2019Q4
Total number of controlled substance patients	230,951	216,758	215,810	-0.4%	-6.6%
Number of patients receiving opioids	151,006	134,851	136,180	1.0%	-9.8%
Number of opioid prescriptions filled (excluding buprenorphine/naloxone)	321,871	292,531	292,045	-0.2%	-9.3%
Number of buprenorphine/naloxone prescriptions filled	23,679	24,675	25,311	2.6%	6.9%
Number of high dose (>=90 MME/day) opioid prescriptions excluding buprenorphine/naloxone	36,902	32,416	31,794	-1.9%	-13.8%
Total MME of opioids filled - excluding buprenorphine/naloxone	286,198,346	259,268,334	256,344,625	-1.1%	-10.4%
Total MME/prescription-day	56	56	56	-0.6%	-0.4%
Number of patients receiving benzodiazepines	83,196	79,727	76,702	-3.8%	-7.8%
Number of benzodiazepine prescriptions filled	183,983	174,717	169,974	-2.7%	-7.6%
Number of high-dose(>=40 DME/day) benzodiazepine prescriptions filled	32,131	29,663	28,999	-2.2%	-9.7%
Total DME of benzodiazepines filled	97,830,333	88,807,266	86,152,616	-3.0%	-11.9%
Total DME/patient	1,176	1,114	1,123	0.8%	-4.5%

SOURCE OF DATA: NM Prescription Monitoring Program (PMP), NM Prescribers with at least 20 controlled substance patients

MME = Morphine Milligram Equivalent; reference at http://www.cdc.gov/drugoverdose/pdf/calculating_total_daily_dose-a.pdf

DME = Diazepam Milligram Equivalent; reference at <http://archinte.jamanetwork.com/article.aspx?articleid=217249>, 2004

I. New Mexico Prescription Monitoring Program (PMP) Measures

Number of Patients with:

Year and Quarter	2018Q4	2019Q3	2019Q4	Quarterly % Change 2019Q3 vs 2019Q4	Quarterly % Change 2018Q4 vs 2019Q4
High dose opioids (>=90 MME/day)	12,791	11,298	11,058	-2.1%	-13.5%
High dose benzodiazepines (>=40 DME/day)	13,932	13,089	12,652	-3.3%	-9.2%
Opioids >=90 days and <90% of days in past 6 months	19,099	17,287	16,752	-3.1%	-12.3%
Opioids >=90% of days in past 6 months	30,597	29,001	28,580	-1.5%	-6.6%
Benzodiazepines >=90 days and <90% of days in past 6 months	21,715	19,919	19,269	-3.3%	-11.3%
Benzodiazepines >=90% of days in past 6 months	23,986	22,644	22,246	-1.8%	-7.3%
Overlapping prescriptions of opioids from different prescribers (>=10 days total overlap)	3,641	2,751	2,619	-4.8%	-28.1%
Overlapping prescriptions of benzodiazepines from different prescribers (>=10 days total overlap)	2,257	1,755	1,699	-3.2%	-24.7%
Concurrent opioid and benzodiazepines (>=10 days overlap)	18,159	14,822	14,454	-2.5%	-20.4%
High dose opioids (>=90 MME/day) plus benzodiazepines	3,293	2,657	2,551	-4.0%	-22.5%
Multiple prescribers and pharmacies: 4 or more prescribers or 4 or more pharmacies in 3 months	2,396	2,126	1,916	-9.9%	-20.0%
New Opioid Patients with at least 30 days of coverage in the past 3 months	3,180	2,353	2,459	4.5%	-22.7%
New Benzodiazepine Patients with at least 30 days of coverage in the past 3 months	4,254	3,825	3,363	-12.1%	-20.9%

SOURCE OF DATA: NM Prescription Monitoring Program (PMP), NM Prescribers with at least 20 controlled substance patients

I. New Mexico Prescription Monitoring Program (PMP) Measures

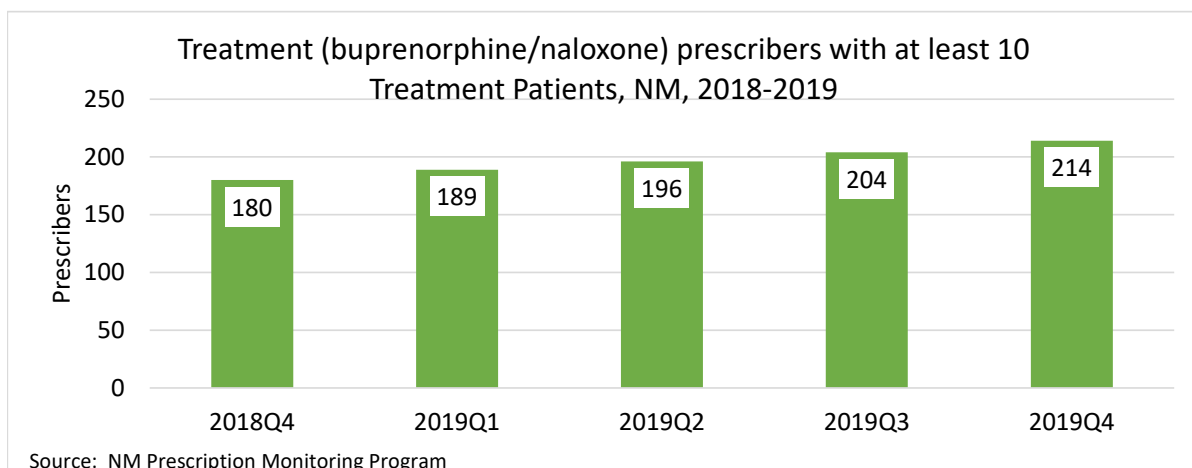
New Mexico Prescribers with at least 20 controlled substance patients:

Year and Quarter	2018Q4	2019Q3	2019Q4	Quarterly % Change 2019Q3 vs 2019Q4	Quarterly % Change 2018Q4 vs 2019Q4
Total active controlled substance prescribers	3,168	3,059	3,037	-0.7%	-4.1%
Prescribers with at least 50% high dose of opioid prescriptions, excluding treatment prescribers	67	58	58	0.0%	-13.4%
Prescribers with at least 50% high dose of benzodiazepine prescriptions	124	133	123	-7.5%	-0.8%
Prescribers with at least 25% of patients having concurrent opioids and benzodiazepines	11	7	8	14.3%	-27.3%
Some PMP Use: Requested reports on at least 25% of patients estimated to require them	1,194	1,602	1,596	-0.4%	33.7%
Zero PMP Use: Requested no PMP reports on patients filling Controlled Substances	631	277	290	4.7%	-54.0%
Number of Patients with PMP reports requested by practitioners	128,371	242,589	240,720	-0.8%	87.5%
% of Chronic opioid users with a PMP request in the past 3 months*	67.9%	79.4%	79.1%	-0.3%	16.6%
% of Chronic benzodiazepine users with a PMP request in the past 3 months*	42.4%	57.0%	56.8%	-0.3%	34.0%
% of New Opioid Patients with a PMP request in the past 3 months**	20.7%	34.7%	32.9%	-5.2%	58.8%
% of New Benzodiazepine Patients with a PMP request in the past 3 months**	24.0%	37.6%	37.8%	0.4%	57.6%

*Chronic users are those with at least 90 days of coverage in six months.

**New patients are those with more than 4 days of coverage in the quarter and none in the prior quarter.

SOURCE OF DATA: NM Prescription Monitoring Program (PMP), NM Prescribers with at least 20 controlled substance patients



II. Medication Assisted Treatment (Buprenorphine/naloxone and methadone) Measures

Year and Quarter	2018Q4	2019Q3	2019Q4	Quarterly % Change 2019Q3 vs 2019Q4	Quarterly % Change 2018Q4 vs 2019Q4
Treatment (buprenorphine/naloxone) prescribers with at least 10 treatment patients	180	204	214	4.9%	18.9%
Buprenorphine/naloxone patients (>=10 days)	6,171	6,655	6,853	3.0%	11.1%
Buprenorphine/naloxone prescriptions filled	23,679	24,675	25,311	2.6%	6.9%
Total Practitioners with DATA Waiver	614	726	826	13.8%	34.5%
Nurse Practitioners and PA's with DATA Waiver	145	224	257	14.7%	77.2%

Medicaid Methadone Treatment

Number of distinct individuals with methadone claims paid by NM Medicaid	5,322	5,815	6,314	8.6%	18.6%
Number of distinct NM Medicaid providers of methadone	10	11	11	0.0%	10.0%

Methadone Treatment Programs by Survey Date	Dec 2018	Nov 2019	Dec 2019		
Number of Methadone Treatment Programs	16	17	17	0.0%	6.3%
Number of Methadone Treatment Patients in those Programs	6,641	6,964	6,957	-0.1%	4.8%

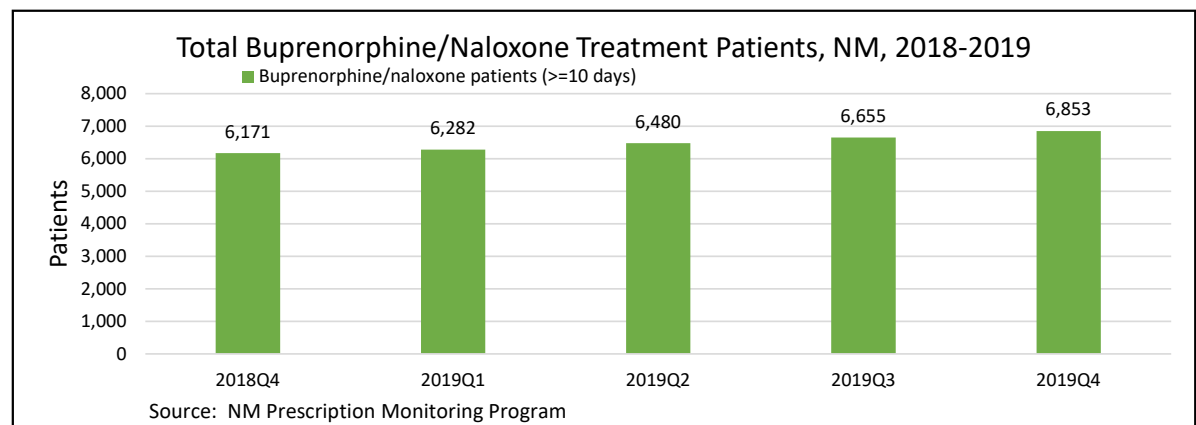
DATA Waivered provider data are as of the last month of the quarter

Sources:

Buprenorphine/naloxone data: NM Prescription Monitoring Program

Methadone data: NM Human Services Department, State Opioid Treatment Authority; NM Medicaid

DATA Waivered providers: US DEA Diversion Control Division



III. Naloxone Distribution and Usage Measures

Year and Quarter	2018Q4	2019Q3	2019Q4	Quarterly % Change 2019Q3 vs 2019Q4	Quarterly % Change 2018Q4 vs 2019Q4
New Enrollments in NM State Government Naloxone Programs	2,599	3,025	2,660	-12.1%	2.3%
Total Number of NM Naloxone Doses distributed	10,171	14,566	12,828	-11.9%	26.1%
Total Number of NM Reported Reversals	649	939	996	6.1%	53.5%

Year and Quarter	2018Q4	2019Q3	2019Q4	Quarterly % Change 2019Q3 vs 2019Q4	Quarterly % Change 2018Q4 vs 2019Q4
Pharmacies Presenting Medicaid Naloxone Claims	217	264	251	-4.9%	15.7%
Number of Medicaid Naloxone Claims Processed	1,756	7,640	4,226	-44.7%	140.7%

Some naloxone doses were given to organizations and may not have been distributed in that quarter.

Reported Reversals are not necessarily individual level data, as one person could have overdosed and been reversed more than once. Data on reversals are combined across several agencies and programs, and the definition of a reversal may vary.

An outpatient pharmacy could present claims in more than one quarter. The total number was obtained by counting each pharmacy once. There were 286 outpatient Pharmacies with a NM address in 2019 according to the Board of Pharmacy.

All law enforcement agencies have been contacted about naloxone training and use. The data reported reflect the number of agencies where at least some officers are carrying naloxone.

Sources: NM DOH Programs; NM HSD/BHSD Programs; NM Medicaid

