



**NM DRUG OVERDOSE PREVENTION QUARTERLY MEASURES REPORT  
FOURTH QUARTER OF 2017 (2017Q4)**

**Substance Abuse Epidemiology Section  
Prescription Drug Overdose Prevention Program  
Injury and Behavioral Epidemiology Bureau  
Epidemiology and Response Division**

This report is produced quarterly to track indicators related to drug overdose prevention. The indicators reported here allow for the tracking of three key interventions for prescription drug overdose: improving prescribing of controlled substances, increasing the availability of treatment for opioid dependence, and the increasing availability of naloxone in the community.

This report is based on calendar quarters: Q1 is January-March of the calendar year.

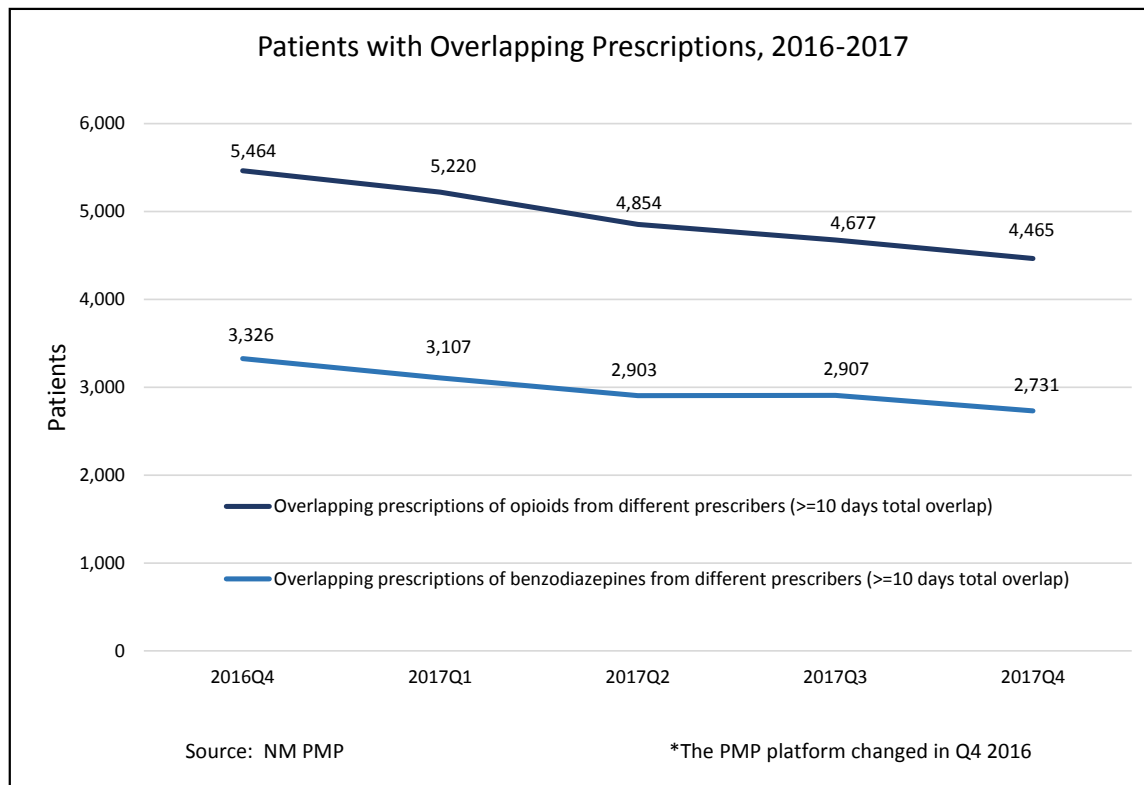
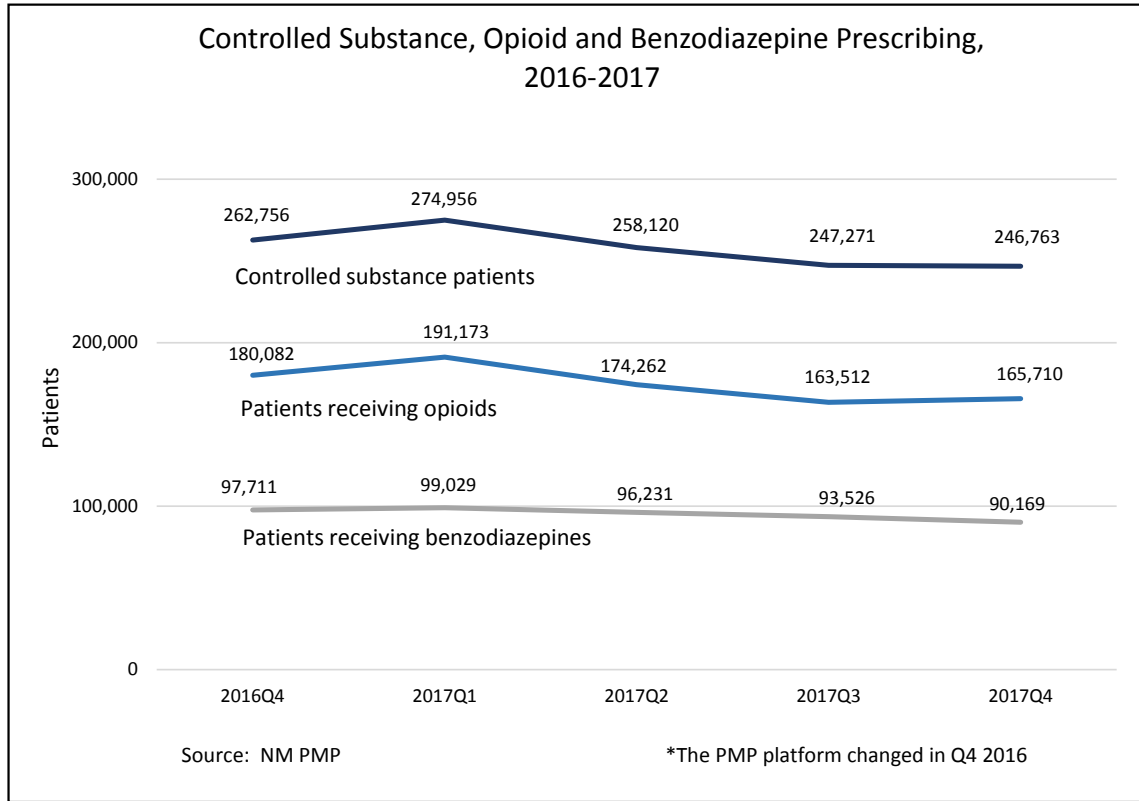
Data for this report were drawn from several sources:

1. The Prescription Monitoring Program (PMP) operated by the NM Board of Pharmacy, which collects data on every controlled substance prescription filled in New Mexico.
2. New Mexico Medicaid in the Human Services Department, for data on methadone treatment paid by Medicaid, and for data on claims paid for naloxone prescriptions at pharmacies.
3. The State Opioid Treatment Authority in the Human Services Department for data on methadone treatment programs operating in New Mexico.
4. The Syringe Services Program for data on naloxone distributed via syringe exchange sites

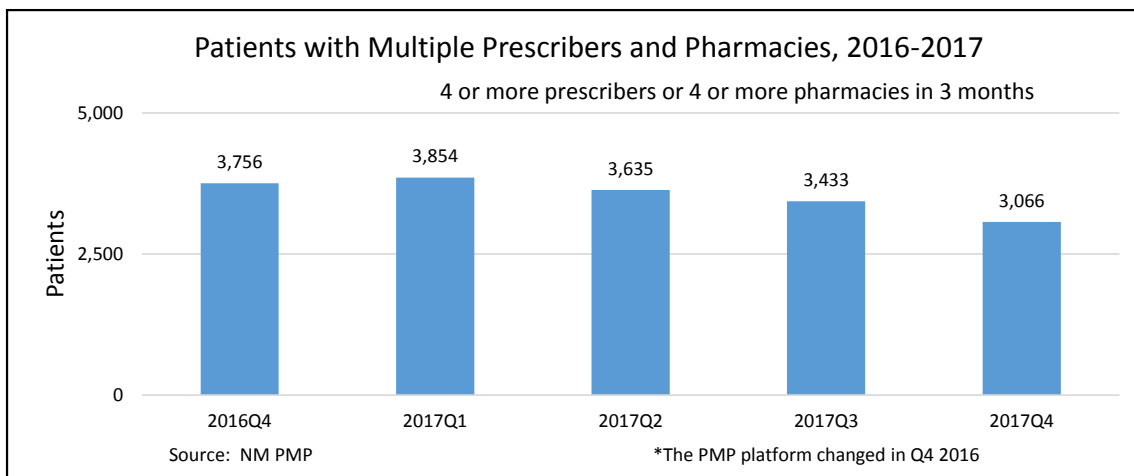
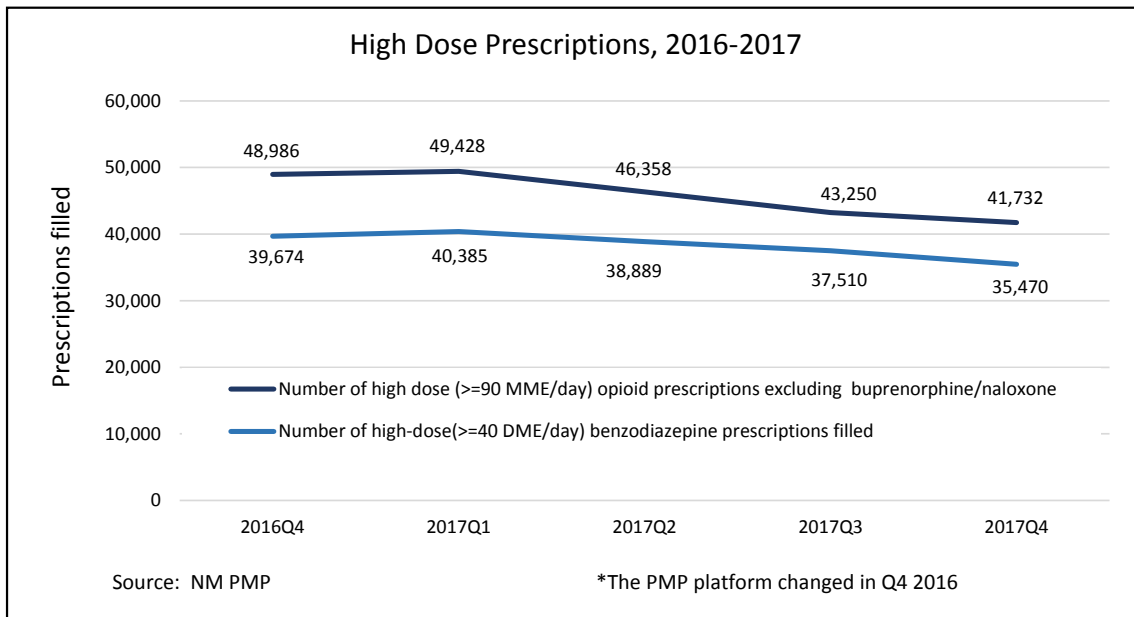
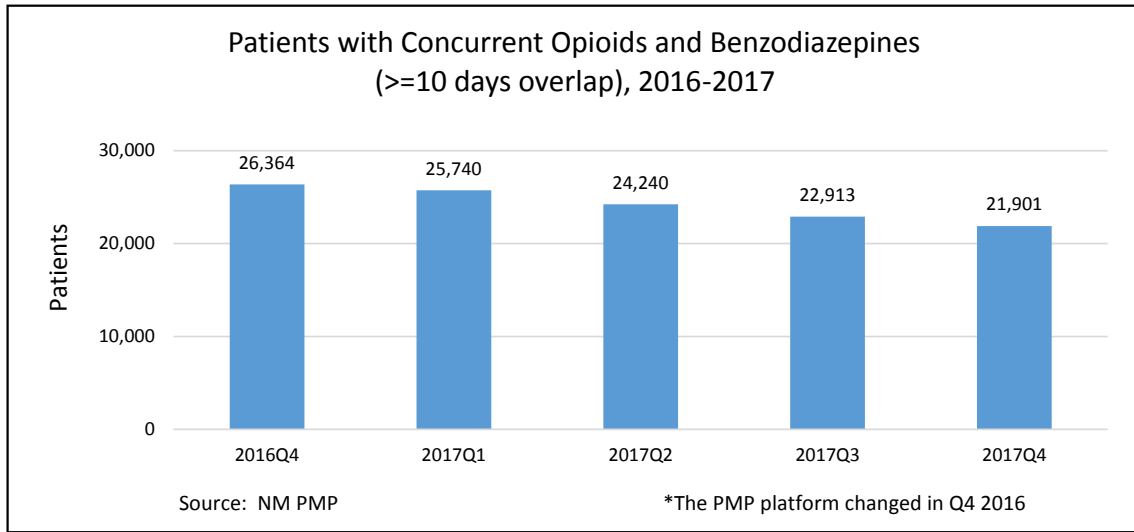
The PMP migrated from one hardware/software system (platform) to another at the end of October 2016. The platform supports the collection and management of prescription data for the PMP. With the platform change, the process by which DOH receives and processes PMP data also changed. This has caused small differences in trends due to changes in the completeness of the data. Also the Albuquerque VA hospital outpatient pharmacy began reporting in November 2016, adding more than 25,000 prescriptions per quarter, which impacts some trends. Data that were meaningfully affected by these changes are not reported for Q4 2016.

PMP usage data are not available for October 2016, so those data are not complete for 2016 Q4. Gray shading indicates parts of the tables with incomplete data.

## I. New Mexico Prescription Monitoring Program (PMP) Measures



## I. New Mexico Prescription Monitoring Program (PMP) Measures



## I. New Mexico Prescription Monitoring Program (PMP) Measures

### Totals

Year and Quarter	2016Q4	2017Q3	2017Q4	Quarterly % Change 2017Q3 vs 2017Q4	Quarterly % Change 2016Q4 vs 2017Q4
Total number of controlled substance patients	262,756	247,271	246,763	-0.2%	-6.1%
<b>Number of patients receiving opioids</b>	180,082	163,512	165,710	1.3%	-8.0%
Number of opioid prescriptions filled (excluding buprenorphine/naloxone)	382,878	353,352	352,173	-0.3%	-8.0%
Number of buprenorphine/naloxone prescriptions filled	18,043	20,641	20,980	1.6%	16.3%
Number of high dose (>=90 MME/day) opioid prescriptions excluding buprenorphine/naloxone	48,986	43,250	41,732	-3.5%	-14.8%
Total MME of opioids filled - excluding buprenorphine/naloxone	354,065,444	323,328,200	314,747,554	-2.7%	-11.1%
Total MME/prescription-day	61	57	56	-1.6%	-6.8%
Number of patients receiving benzodiazepines	97,711	93,526	90,169	-3.6%	-7.7%
Number of benzodiazepine prescriptions filled	215,252	207,082	199,641	-3.6%	-7.3%
Number of high-dose(>=40 DME/day) benzodiazepine prescriptions filled	39,674	37,510	35,470	-5.4%	-10.6%
Total DME of benzodiazepines filled	121,705,077	115,005,327	109,333,140	-4.9%	-10.2%
Total DME/patient	1,246	1,230	1,213	-1.4%	-2.7%

\* The PMP platform changed in Q4 2016, which may impact comparability of data

**SOURCE OF DATA:** NM Prescription Monitoring Program (PMP), NM Prescribers with at least 20 controlled substance patients

MME = Morphine Milligram Equivalent; reference at [http://www.cdc.gov/drugoverdose/pdf/calculating\\_total\\_daily\\_dose-a.pdf](http://www.cdc.gov/drugoverdose/pdf/calculating_total_daily_dose-a.pdf)

DME = Diazepam Milligram Equivalent; reference at <http://archinte.jamanetwork.com/article.aspx?articleid=217249>, 2004

Categories in **bold** were selected as being of great interest by Members of the Prescription Drug Misuse and Overdose Prevention and Pain Management Advisory Council.

## I. New Mexico Prescription Monitoring Program (PMP) Measures

### Number of Patients with:

Year and Quarter	2016Q4	2017Q3	2017Q4	Quarterly % Change 2017Q3 vs 2017Q4	Quarterly % Change 2016Q4 vs 2017Q4
High dose opioids (>=90 MME/day)	17,997	15,491	14,891	-3.9%	-17.3%
High dose benzodiazepines (>=40 DME/day)	17,531	16,601	15,566	-6.2%	-11.2%
Opioids >=90 days and <90% of days in past 6 months***		23,671	21,826	-7.8%	
Opioids >=90% of days in past 6 months***		31,124	31,934	2.6%	
Benzodiazepines >=90 days and <90% of days in past 6 months***		26,181	24,876	-5.0%	
Benzodiazepines >=90% of days in past 6 months***		25,319	25,437	0.5%	
<b>Overlapping prescriptions of opioids from different prescribers (&gt;=10 days total overlap)</b>	5,464	4,677	4,465	-4.5%	-18.3%
<b>Overlapping prescriptions of benzodiazepines from different prescribers (&gt;=10 days total overlap)</b>	3,326	2,907	2,731	-6.1%	-17.9%
<b>Concurrent opioid and benzodiazepines (&gt;=10 days overlap)</b>	26,364	22,913	21,901	-4.4%	-16.9%
<b>High dose opioids (&gt;=90 MME/day) plus benzodiazepines</b>	5,493	4,441	4,094	-7.8%	-25.5%
<b>Multiple prescribers and pharmacies: 4 or more prescribers or 4 or more pharmacies in 3 months</b>	3,756	3,433	3,066	-10.7%	-18.4%
New Opioid Patients with at least 30 days of coverage in the past 3 months***		3,790	3,675	-3.0%	
New Benzodiazepine Patients with at least 30 days of coverage in the past 3 months***		4,842	4,547	-6.1%	

The PMP platform changed in Q4 2016, which may impact comparability of data

\*\*\* The addition of reporting from a large health system in November 2016 inflated the number of apparent new patients in that quarter and affected the designation of chronic patients in 2016 Q4 and 2017 Q1.

**SOURCE OF DATA:** NM Prescription Monitoring Program (PMP), NM Prescribers with at least 20 controlled substance patients

Categories in **bold** were selected as being of great interest by Members of the Prescription Drug Misuse and Overdose Prevention and Pain Management Advisory Council.

## I. New Mexico Prescription Monitoring Program (PMP) Measures

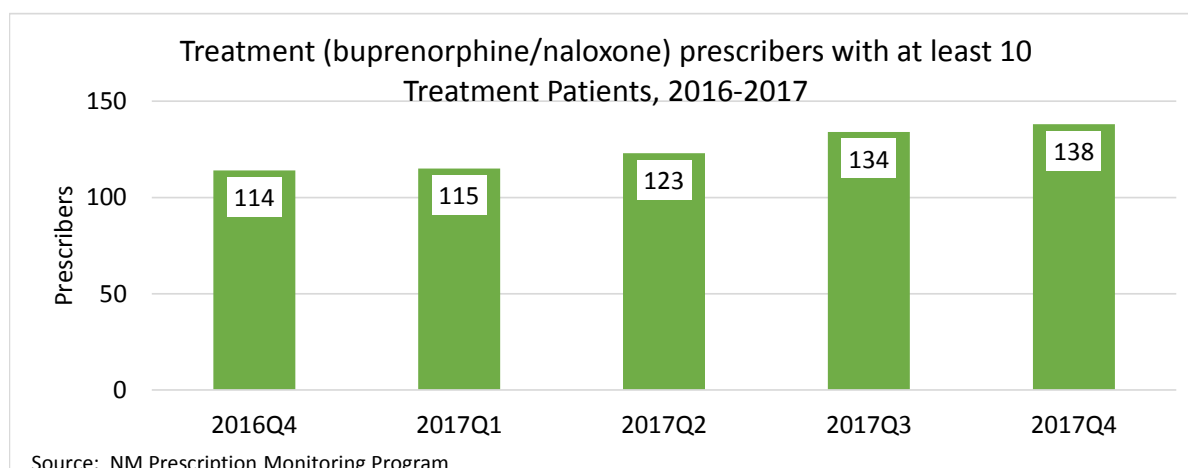
### New Mexico Prescribers with at least 20 controlled substance patients:

Year and Quarter	2016Q4	2017Q3	2017Q4	Quarterly % Change 2017Q3 vs 2017Q4	Quarterly % Change 2016Q4 vs 2017Q4
Total active controlled substance prescribers	3,298	3,173	3,192	0.6%	-3.2%
Prescribers with at least 50% high dose of opioid prescriptions, excluding treatment prescribers	59	53	53	0.0%	-10.2%
Prescribers with at least 50% high dose of benzodiazepine prescriptions	157	148	142	-4.1%	-9.6%
Prescribers with at least 25% of patients having concurrent opioids and benzodiazepines	25	25	21	-16.0%	-16.0%
High Volume - 10 or more controlled substance prescriptions per prescribing day	76	66	70	6.1%	-7.9%
Some PMP Use: Requested reports on at least 25% of patients estimated to require them**		969	930	-4.0%	
Zero PMP Use: Requested no PMP reports on patients filling Controlled Substances**		747	769	2.9%	
Number of Patients with PMP reports requested by practitioners**		114,298	109,419	-4.3%	
% of Chronic opioid users with a PMP request in the past 3 months**		61.8%	61.3%	-0.8%	
% of Chronic benzodiazepine users with a PMP request in the past 3 months**		38.8%	38.1%	-2.0%	
% of New Opioid Patients with a PMP request in the past 3 months**		17.2%	15.8%	-8.5%	
% of New Benzodiazepine Patients with a PMP request in the past 3 months**		20.0%	19.8%	-1.1%	

The PMP platform changed in Q4 2016, which may impact comparability of data

\*\* PMP usage data are not available for October 2016; chronic users are those with at least 90 days of coverage in six months; new patients are those with more than 4 days of coverage in the quarter and none in the prior quarter.

**SOURCE OF DATA:** NM Prescription Monitoring Program (PMP), NM Prescribers with at least 20 controlled substance patients



## II. Medication Assisted Treatment (Buprenorphine/naloxone and methadone) Measures

Year and Quarter	2016Q4	2017Q3	2017Q4	Quarterly % Change 2017Q3 vs 2017Q4	Quarterly % Change 2016Q4 vs 2017Q4
Treatment (buprenorphine/naloxone) prescribers with at least 10 treatment patients	114	134	138	3.0%	21.1%
Buprenorphine/naloxone patients (>=10 days)	4,669	5,260	5,415	2.9%	16.0%
Buprenorphine/naloxone prescriptions filled	18,043	20,641	20,980	1.6%	16.3%
Total Practitioners with DATA Waiver		503	520	3.4%	
Nurse Practitioners and PA's with DATA Waiver		62	85	37.1%	

### Medicaid Methadone Treatment

Number of distinct individuals with methadone claims paid by NM Medicaid	4,126	4,764	4,781	0.4%	15.9%
Number of distinct NM Medicaid providers of methadone	10	11	10	-9.1%	0.0%

Methadone Treatment Programs by Survey Date	9/2015	3/2017	1/2018
Number of Methadone Treatment Programs	14	15	15
Number of Methadone Treatment Patients in those Programs	4,425	5,531	5,275

The PMP platform changed in Q4 2016, which may impact comparability of buprenorphine/naloxone data; methadone data are not affected by the PMP change.

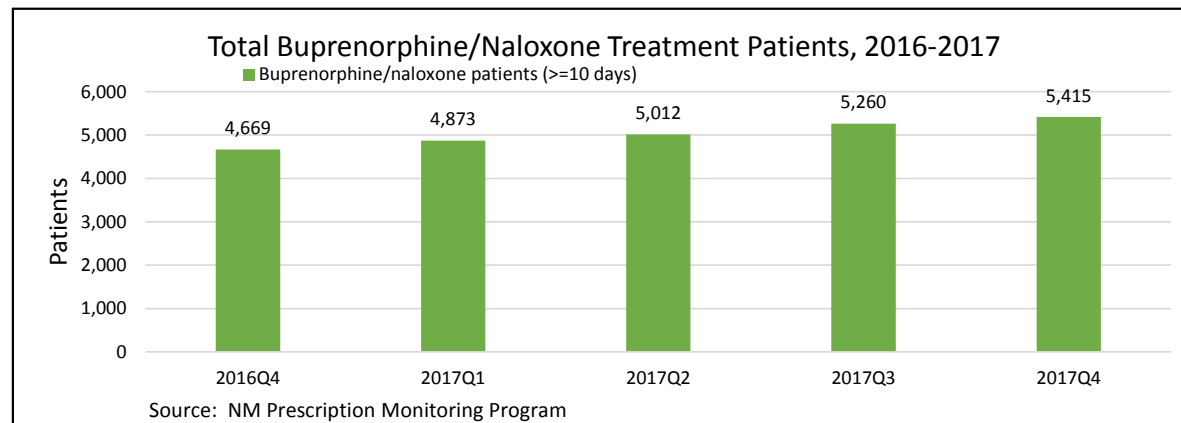
DATA Waivered provider data for 2017 Q3 as of October 2017

#### Sources:

Buprenorphine/naloxone data: NM Prescription Monitoring Program

Methadone data: NM Human Services Department, State Opioid Treatment Authority; NM Medicaid

DATA Waivered providers: US DEA Diversion Control Division



### III. Naloxone Distribution and Usage Measures

Year and Quarter	2016Q4	2017Q3	2017Q4	Quarterly % Change 2017Q3 vs 2017Q4	Quarterly % Change 2016Q4 vs 2017Q4
Total number of NM Government Program Naloxone Enrollments	344	1,423	1,361	-4.4%	295.6%
Total Number of NM Naloxone Doses distributed	1,401	5,238	6,334	20.9%	352.1%
Total Number of NM Reported Reversals	262	399	399	0.0%	52.3%

Year and Quarter	2016Q4	2017Q3	2017Q4	Quarterly % Change 2017Q3 vs 2017Q4	Quarterly % Change 2016Q4 vs 2017Q4
Pharmacies Presenting Medicaid Naloxone Claims	125	194	194	0.0%	55.2%
Number of Medicaid Naloxone Claims Processed	413	1,170	1,049	-10.3%	154.0%
Number of Police Agencies Carrying Naloxone		25	48	92.0%	

Some naloxone doses were given to organizations and may not have been distributed in that quarter.

Reported Reversals are not necessarily individual level data, as one person could have overdosed and been reversed more than once. Data on reversals are combined across several agencies and programs, and the definition of a reversal may vary.

An outpatient pharmacy could present claims in more than one quarter. The total number was obtained by only counting each pharmacy once. There were 369 outpatient Pharmacies with a NM address in 2017 according to the Board of Pharmacy.

All law enforcement agencies have been contacted about naloxone training and use. The data reported reflect the number of agencies where at least some officers are carrying naloxone.

