



**NM DRUG OVERDOSE PREVENTION QUARTERLY MEASURES REPORT
FIRST QUARTER OF 2017 (2017Q1)**

**Substance Abuse Epidemiology Section
Prescription Drug Overdose Prevention Program
Injury and Behavioral Epidemiology Bureau
Epidemiology and Response Division**

This report is produced quarterly to track indicators related to drug overdose prevention. The indicators reported here allow for the tracking of three key interventions for prescription drug overdose: improving prescribing of controlled substances, increasing the availability of treatment for opioid dependence, and the increasing availability of naloxone in the community.

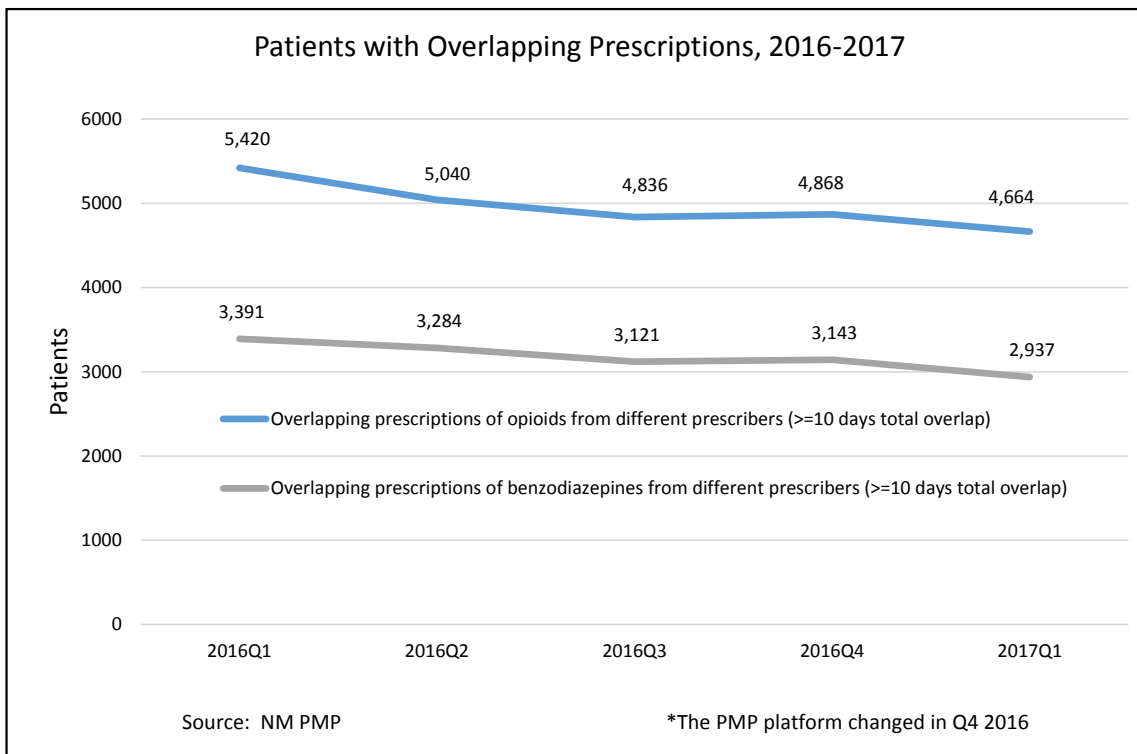
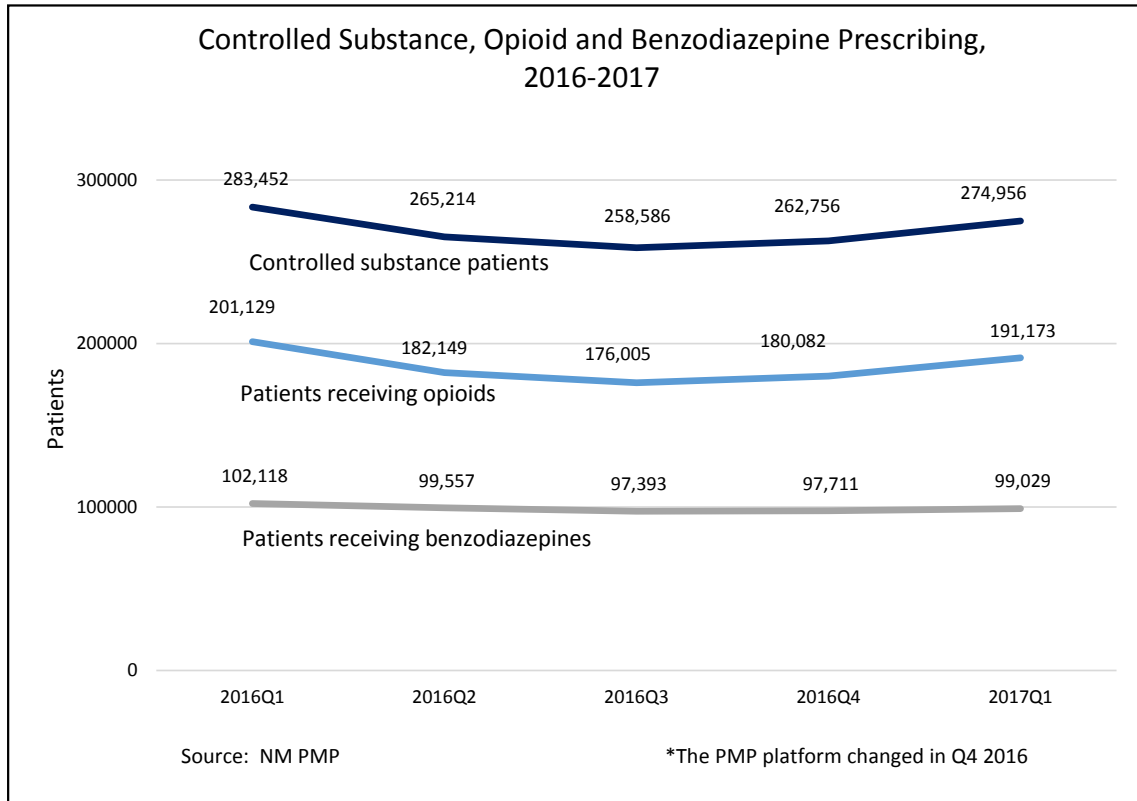
This report is based on calendar quarters: Q1 is January-March of the calendar year. Data for this report was drawn from several sources:

1. The Prescription Monitoring Program (PMP) operated by the NM Board of Pharmacy, which collects data on every controlled substance prescription filled in New Mexico.
2. New Mexico Medicaid in the Human Services Department, for data on methadone treatment paid by Medicaid, and for data on claims paid for naloxone prescriptions at pharmacies.
3. The State Opioid Treatment Authority in the Human Services Department for data on methadone treatment programs operating in New Mexico.
4. The Syringe Services Program for data on naloxone distributed via syringe exchange sites

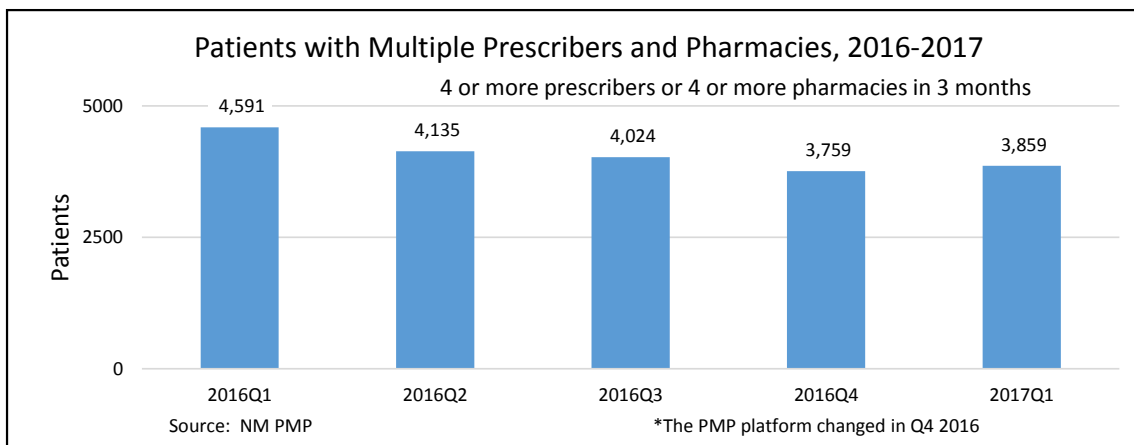
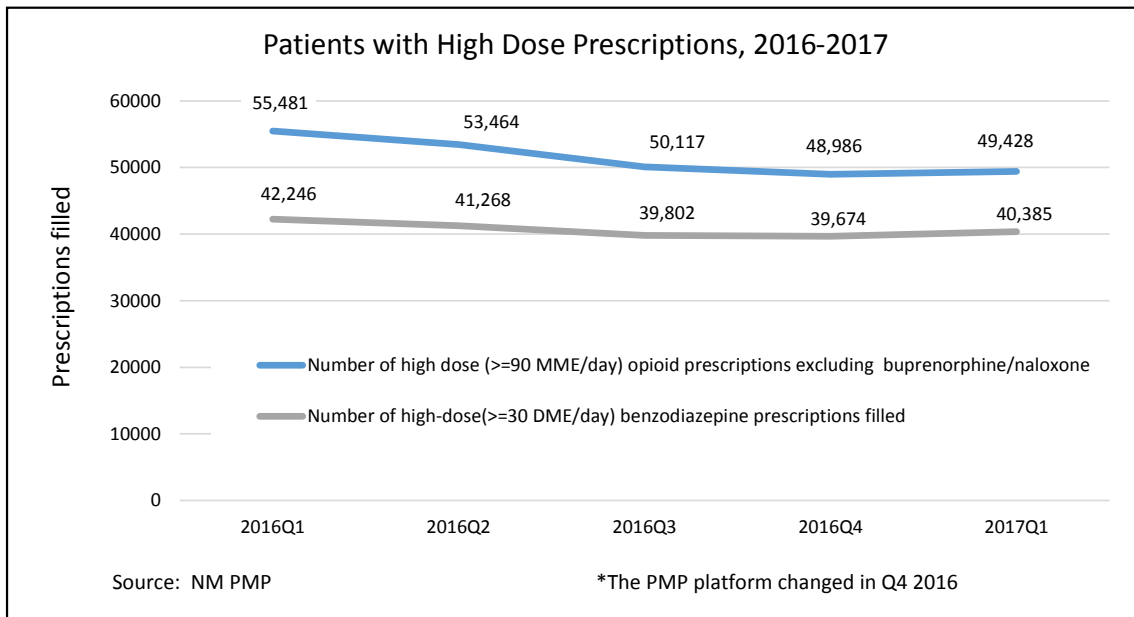
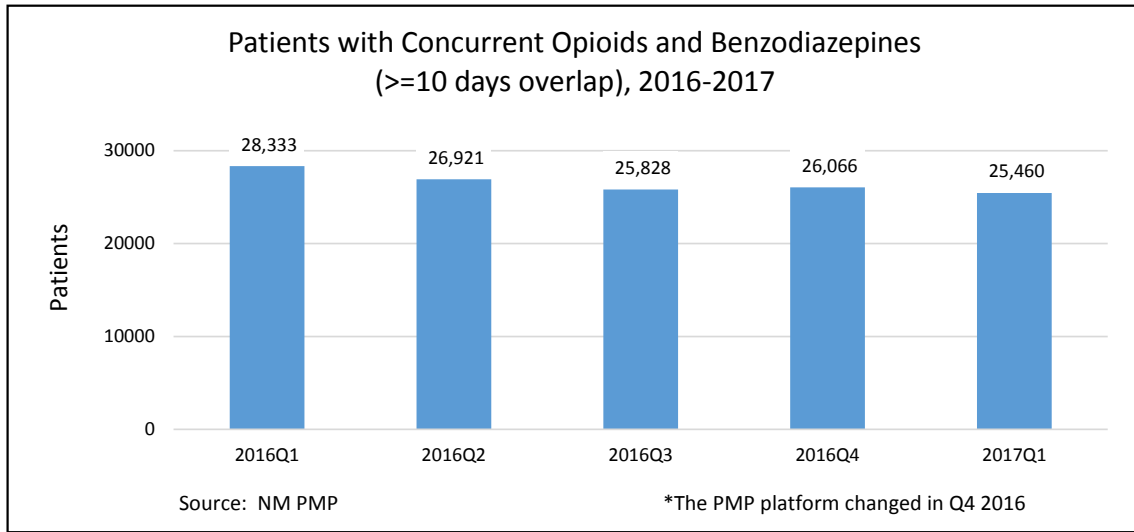
The PMP was migrated from one hardware/software system (platform) to another at the end of October 2016. The platform supports the collection and management of prescription data for the PMP. With the platform change, the process by which DOH receives and processed PMP data also changed. This may cause small differences in trends due to changes in the completeness of the data.

PMP usage data are not available for October 2016 at this time, so those data are not complete for Q4. Gray shading indicates parts of the tables with incomplete data.

I. New Mexico Prescription Monitoring Program (PMP) Measures



I. New Mexico Prescription Monitoring Program (PMP) Measures



I. New Mexico Prescription Monitoring Program (PMP) Measures

Totals

Year and Quarter	2016Q1	2016Q4	2017Q1	Quarterly % Change 2016Q4 vs 2017Q1	Quarterly % Change 2016Q1 vs 2017Q1
Total number of controlled substance patients	283,452	262,756	274,956	4.6%	-3.0%
Number of patients receiving opioids	201,129	180,082	191,173	6.2%	-5.0%
Number of opioid prescriptions filled (excluding buprenorphine/naloxone)	423,388	382,878	399,684	4.4%	-5.6%
Number of buprenorphine/naloxone prescriptions filled	15,797	18,043	19,364	7.3%	22.6%
Number of high dose (>=90 MME/day) opioid prescriptions excluding buprenorphine/naloxone	55,481	48,986	49,428	0.9%	-10.9%
Total MME of opioids filled - excluding buprenorphine/naloxone	388,700,982	354,065,444	353,282,024	-0.2%	-9.1%
Total MME/prescription-day	64	62	60	-2.4%	-5.5%
Number of patients receiveing benzodiazepines	102,118	97,711	99,029	1.3%	-3.0%
Number of benzodiazepine prescriptions filled	227,851	215,252	220,624	2.5%	-3.2%
Number of high-dose(>=30 DME/day) benzodiazepine prescriptions filled	42,246	39,674	40,385	1.8%	-4.4%
Total DME of benzodiazepines filled	129,630,991	121,705,077	123,066,628	1.1%	-5.1%
Total DME/patient	1,269	1,246	1,243	-0.2%	-2.1%

* The PMP platform changed in Q4 2016, which may impact comparabilty of data

** PMP usage data are not available for October 2016

SOURCE OF DATA: NM Prescription Monitoring Program (PMP), NM Prescribers with at least 20 controlled substance patients

MME = Morphine Milligram Equivalent; reference at http://www.cdc.gov/drugoverdose/pdf/calculating_total_daily_dose-a.pdf

DME = Diazepam Milligram Equivalent; reference at <http://archinte.jamanetwork.com/article.aspx?articleid=217249>, 2004

Categories in **bold** were voted on as being of great interest by Members of the Prescription Drug Misuse and Overdose Prevention and Pain Management Advisory Council.

I. New Mexico Prescription Monitoring Program (PMP) Measures

Number of Patients with:

Year and Quarter	2016Q1	2016Q4	2017Q1	Quarterly % Change 2016Q4 vs 2017Q1	Quarterly % Change 2016Q1 vs 2017Q1
High dose opioids (>=90 MME/day)	19,836	17,997	18,126	0.7%	-8.6%
High dose benzodiazepines (>=30 DME/day)	18,601	17,531	17,873	2.0%	-3.9%
Opioids >=90 days and <90% of days in past 6 months	26,613	25,888	29,272	13.1%	10.0%
Opioids >=90% of days in past 6 months	29,564	26,826	26,122	-2.6%	-11.6%
Benzodiazepines >=90 days and <90% of days in past 6 months	28,207	27,093	29,444	8.7%	4.4%
Benzodiazepines >=90% of days in past 6 months	26,752	23,889	23,346	-2.3%	-12.7%
Overlapping prescriptions of opioids from different prescribers (>=10 days total overlap)	5,420	4,868	4,664	-4.2%	-13.9%
Overlapping prescriptions of benzodiazepines from different prescribers (>=10 days total overlap)	3,391	3,143	2,937	-6.6%	-13.4%
Concurrent opioid and benzodiazepines (>=10 days overlap)	28,333	26,066	25,460	-2.3%	-10.1%
High dose opioids (>=90 MME/day) plus benzodiazepines	6,367	5,389	5,274	-2.1%	-17.2%
Multiple prescribers and pharmacies: 4 or more prescribers or 4 or more pharmacies in 3 months	4,591	3,759	3,859	2.7%	-15.9%
With PMP reports requested by practitioners**	61,452		91,444		48.8%
% of Chronic opioid users (>=90 days in the past 6 months) with a PMP request in the past 3 months**	41.9%		50.6%		20.8%

* The PMP platform changed in Q4 2016, which may impact comparability of data

** PMP usage data are not available for October 2016

SOURCE OF DATA: NM Prescription Monitoring Program (PMP), NM Prescribers with at least 20 controlled substance

Categories in **bold** were voted-on as being of great interest by Members of the Prescription Drug Misuse and Overdose Prevention and Pain Management Advisory Council.

I. New Mexico Prescription Monitoring Program (PMP) Measures

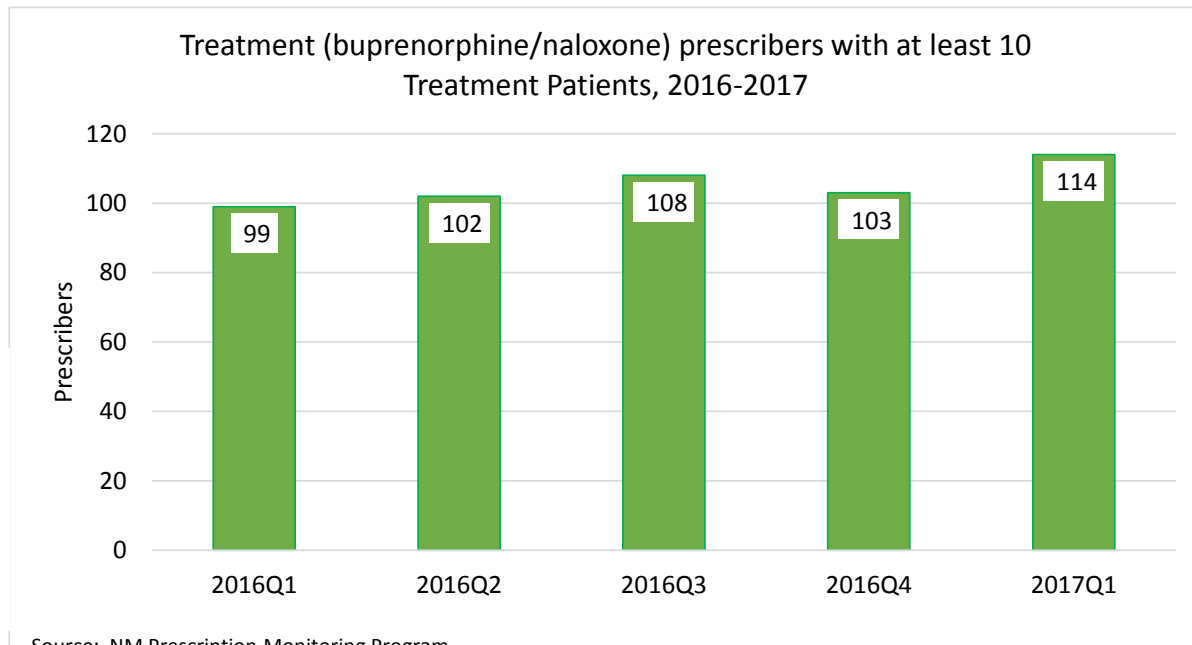
New Mexico Prescribers with at least 20 controlled substance patients:

Year and Quarter	2016Q1	2016Q4	2017Q1	Quarterly % Change 2016Q4 vs 2017Q1	Quarterly % Change 2016Q1 vs 2017Q1
Total active controlled substance prescribers	3,390	3,244	3,377	4.1%	-0.4%
Treatment (buprenorphine/naloxone) prescribers with at least 10 treatment patients	99	103	114	10.7%	15.2%
Prescribers with at least 50% high dose of opioid prescriptions, excluding treatment prescribers	61	58	62	6.9%	1.6%
Prescribers with at least 50% high dose of benzodiazepine prescriptions	170	148	169	14.2%	-0.6%
Prescribers with at least 25% of patients having concurrent opioids and benzodiazepines	37	25	23	-8.0%	-37.8%
High Volume - 10 or more controlled substance prescriptions per prescribing day	90	72	68	-5.6%	-24.4%
Some PMP Use: Requested reports on at least 25% of patients estimated to require them**	474		845		78.3%
Zero PMP Use: Requested no PMP reports on patients filling Controlled Substances**	906		1,057		16.7%

* The PMP platform changed in Q4 2016, which may impact comparability of data

** PMP usage data are not available for October and November 2016

SOURCE OF DATA: NM Prescription Monitoring Program (PMP), NM Prescribers with at least 20 controlled substance



II. Medication Assisted Treatment (Buprenorphine/naloxone and methadone)

Measures

Year and Quarter	2016Q1	2016Q4	2017Q1	Quarterly % Change 2016Q4 vs 2017Q1	Quarterly % Change 2016Q1 vs 2017Q1
Treatment (buprenorphine/naloxone) prescribers with at least 10 treatment patients	99	103	114	10.7%	15.2%
Number buprenorphine/naloxone patients (>=10 days)	4108	4668	4872	4.4%	18.6%
Number buprenorphine/naloxone prescriptions filled	15797	18043	19364	7.3%	22.6%
Medicaid Methadone Treatment					
Number of distinct individuals with methadone claims paid by NM Medicaid	3608	4126	4274	3.6%	18.5%
Number of distinct NM Medicaid providers of methadone	13	10	11	10.0%	-15.4%

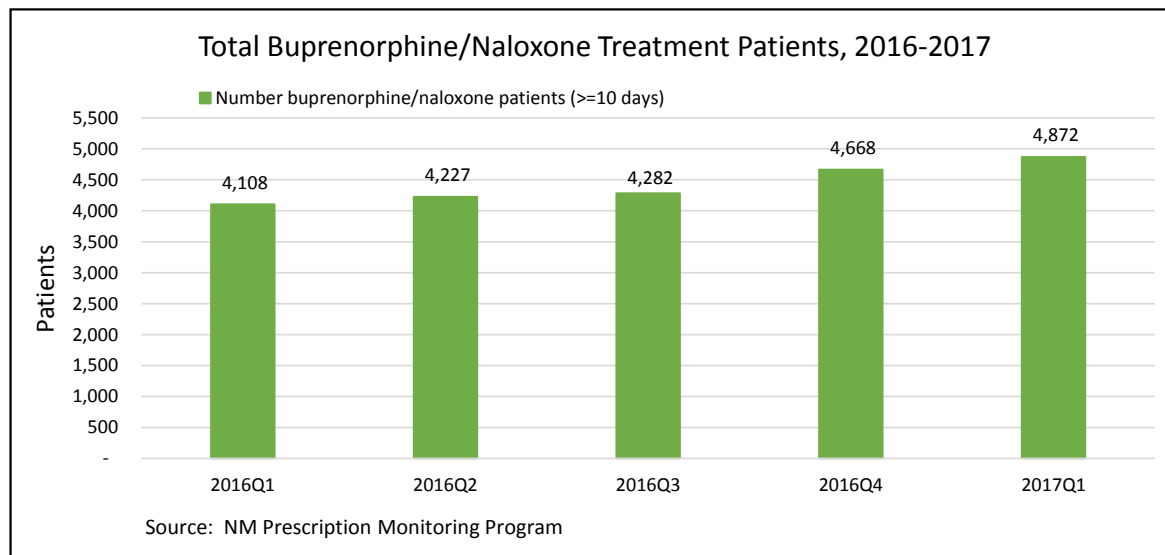
Methadone Treatment Programs by Survey Date	9/2015	3/2017
Number of Methadone Treatment Programs	14	15
Number of Methadone Treatment Patients in those Programs	4,425	5,531

* The PMP platform changed in Q4 2016, which may impact comparability of buprenorphine/naloxone data; methadone data are not affected by the PMP change.

Sources:

Buprenorphine/naloxone data: NM Prescription Monitoring Program

Methadone data: NM Human Services Department, State Opioid Treatment Authority; NM Medicaid



III. Naloxone Distribution and Usage Measures

Year and Quarter	2016Q1	2016Q4	2017Q1	Quarterly % Change 2016Q4 vs 2017Q1	Quarterly % Change 2016Q1 vs 2017Q1
Total number of NM Government Program Naloxone Enrollments	678	306	372	21.6%	-45.1%
Total Number of NM Naloxone Doses distributed	1998	819	1288	57.3%	-35.5%
Total Number of NM Reported Reversals	214	101	196	94.1%	-8.4%
Pharmacies Presenting Medicaid Naloxone Claims	35	72	58	-19.4%	65.7%
Number of Medicaid Naloxone Claims Processed	285	273	188	-31.1%	-34.0%

Reported Reversals are not necessarily individual level data, as one person could have overdosed and been reversed more than once

An outpatient pharmacy could present claims in more than one quarter. The total number has been obtained by only counting each pharmacy once (140 individual outpatient pharmacies have presented claims, including 2 outside NM). 361 Pharmacies had a NM address, according to the Board of Pharmacy

Data last updated March 6th, 2017. Harm Reduction Services data through 30 December, 2016

