

Measures Related to Prescription Drug Overdose in New Mexico

New Mexico Prescription Monitoring Program (PMP)

Buprenorphine/Naloxone and Methadone Medication Assisted Treatment (MAT)

Naloxone Distribution and Usage

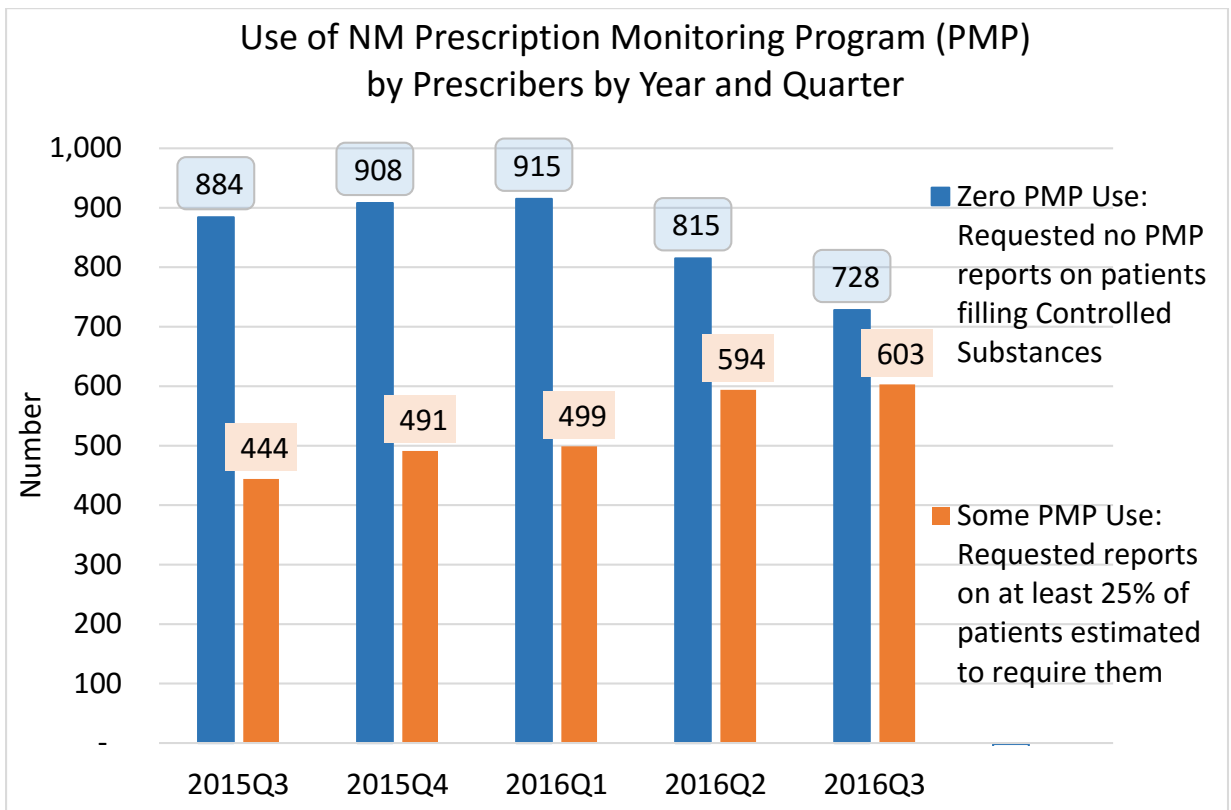
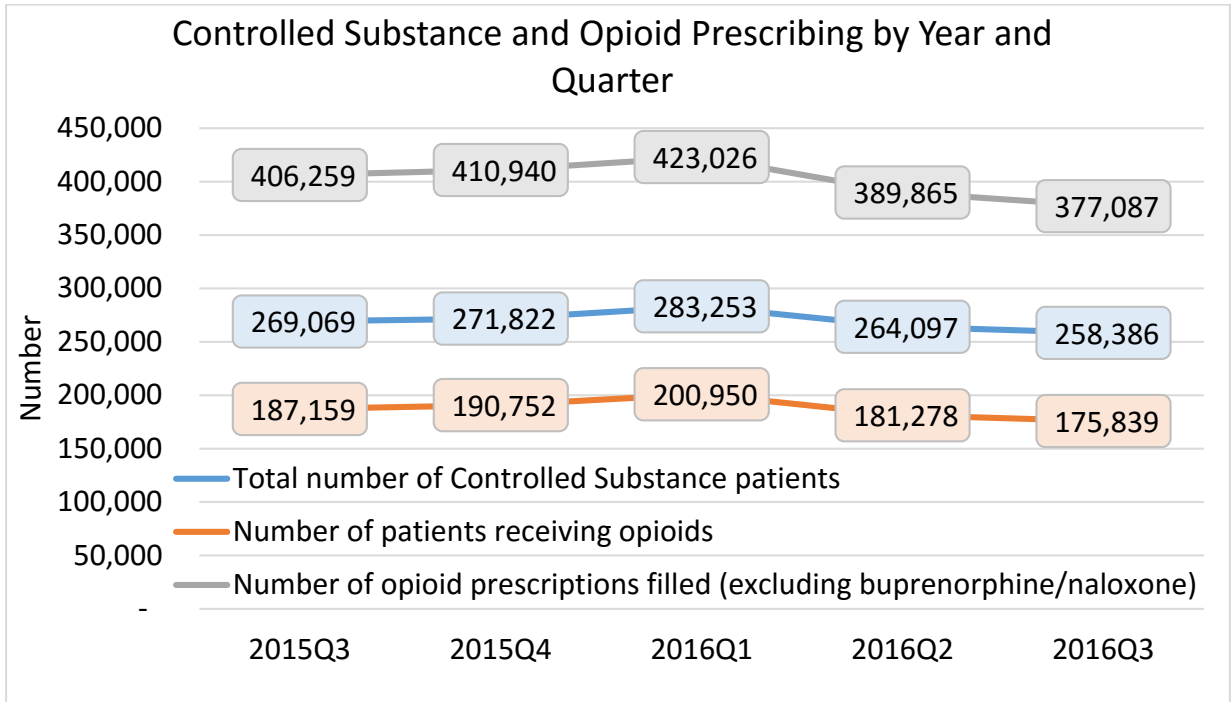
Quarterly Report

Third Quarter of 2016 (2016Q3)

11/21/2016



NM PRESCRIPTION MONITORING PROGRAM (PMP)



Year and Quarter	2015Q3	2016Q2	2016Q3	Quarterly % Change 2016Q2 vs. 2016Q3	Yearly % Change 2015Q3 vs. 2016Q3
Total number of Controlled Substance (CS) patients	269,069	264,097	258,386	-2.2	-4.0
Total number of patients receiving opioids	187,159	181,278	175,839	-3.0	-6.0
Number of opioid prescriptions filled (excluding buprenorphine/naloxone)	406,259	389,865	377,087	-3.3	-7.2
Number of buprenorphine/naloxone prescriptions filled	14,727	16,265	16,529	1.6	12.2
Number of high dose (>=90 MME*/day) opioid prescriptions excluding buprenorphine/naloxone	55,860	52,660	49,585	-5.8	-11.2
Number of total MME* of opioids filled - excluding buprenorphine/naloxone	375,507,913	357,346,581	342,551,713	-4.1	-8.8
Number of total MME*/prescription-day	63	61	60	-2.1	-5.3
Number of patients receiving benzodiazepines	101,387	99,150	97,356	-1.8	-4.0
Number of benzodiazepine prescriptions filled	224,765	220,098	214,065	-2.7	-4.8
Number of high-dose (>=30 DME**/day) benzodiazepine prescriptions filled	41,135	40,945	39,778	-2.9	-3.3
Number of DME** of benzodiazepines filled	126,932,365	125,336,487	122,384,403	-2.4	-3.6
Number of DME**/patient	1,252	1,264	1,257	-0.6	0.4

Number of Patients with:					
Number with high dose opioids (≥ 90 MME*/day)	19,882	18,784	17,760	-5.5	-10.7
Number with high dose benzos (≥ 30 DME**/day)	18,247	17,995	17,578	-2.3	-3.7
Number with opioids >90 days and $<90\%$ of days in past 6 months	27,339	26,557	26,061	-1.9	-4.7
Number with opioids $\geq 90\%$ of days in past 6 months	28,322	29,102	28,619	-1.7	1.0
Number with benzodiazepines >90 days and $<90\%$ of days in past 6 months	29,035	28,316	27,741	-2.0	-4.5
Number with benzodiazepines $\geq 90\%$ of days in past 6 months	25,449	26,197	25,579	-2.4	0.5
Number of patients with overlapping prescriptions of opioids from different prescribers (≥ 10 days total overlap)	5,755	5,012	4,834	-3.6	-16.0
Number of patients with overlapping prescriptions of benzodiazepines from different prescribers (≥ 10 days total overlap)	3,640	3,268	3,122	-4.5	-14.2
Number of patients with concurrent opioid and benzodiazepines (≥ 10 days overlap)	28,188	26,869	25,821	-3.9	-8.4
Number of patients with high dose opioids (≥ 90 MME*/day) plus benzodiazepines	6,381	5,897	5,482	-7.0	-14.1
Number of patients with multiple prescribers and pharmacies: 4 or more prescribers or 4 or more pharmacies in 3 months	4,992	4,082	4,022	-1.5	-19.4

Year and Quarter	2015Q3	2016Q2	2016Q3	Quarterly % Change 2016Q2 vs. 2016Q3	Yearly % Change 2015Q3 vs. 2016Q3
Number with PMP reports requested by practitioners	55,985	71,021	71,572	0.8	27.8
Percent of patients prescribed opioids for 3 months or more who had at least one PMP check in the last 3 months	39.9%	47.3%	47.9%	1.4	20.1
New Mexico Prescribers with at least 20 CS patients:					
Number of total treatment (buprenorphine/naloxone) prescribers with at least 10 treatment patients	87	101	108	6.9	24.1
Number of prescribers with at least 50% high dose of opioid prescriptions, excluding treatment prescribers	117	108	79	-26.9	-32.5
Number of prescribers with at least 50% high dose of benzodiazepine prescriptions	213	194	188	-3.1	-11.7
Number of prescribers with at least 25% of patients having concurrent opioids and benzodiazepines	34	33	34	3.0	0.0
Number of providers with some use: Requested reports on at least 25% of patients estimated to require them	444	594	603	1.5	35.8
Number of providers with zero PMP Use: Requested no PMP reports on patients filling Controlled Substances	884	815	728	-10.7	-17.6

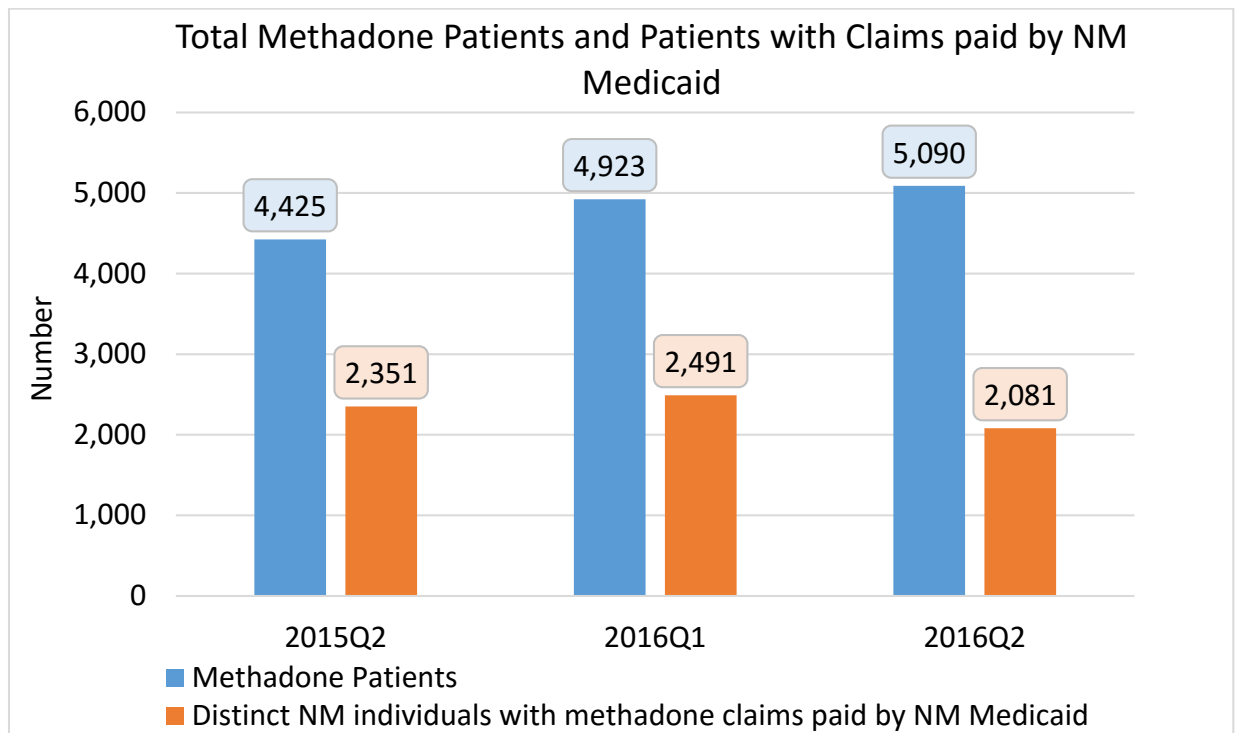
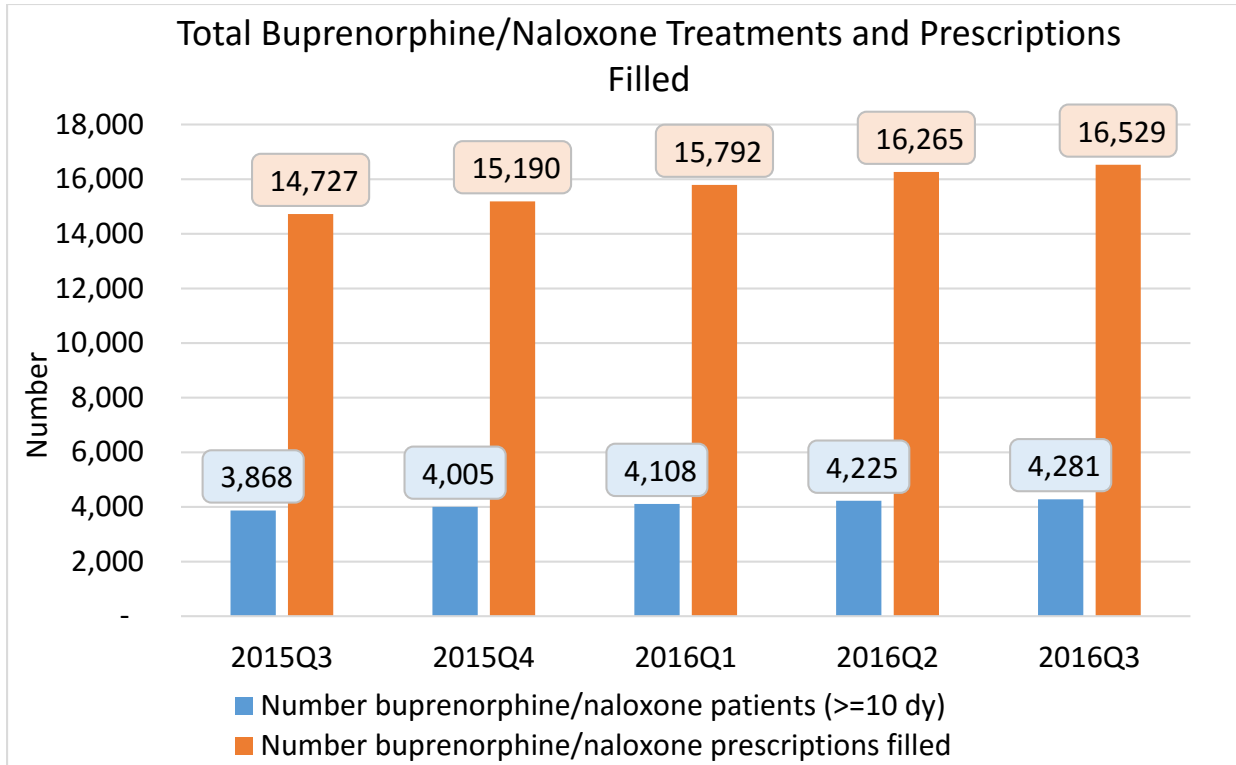
SOURCE OF DATA: NM Prescription Monitoring Program (PMP), NM Prescribers with at least 20 controlled substance patients

* MME = Morphine Milligram Equivalent; reference at
http://www.cdc.gov/drugoverdose/pdf/calculating_total_daily_dose-a.pdf

** DME = Diazepam Milligram Equivalent; reference at
<http://archinte.jamanetwork.com/article.aspx?articleid=217249>, 2004

Highlighted measures were chosen as indicators by the Prescription Drug Misuse and Overdose Prevention and Management Advisory Council.

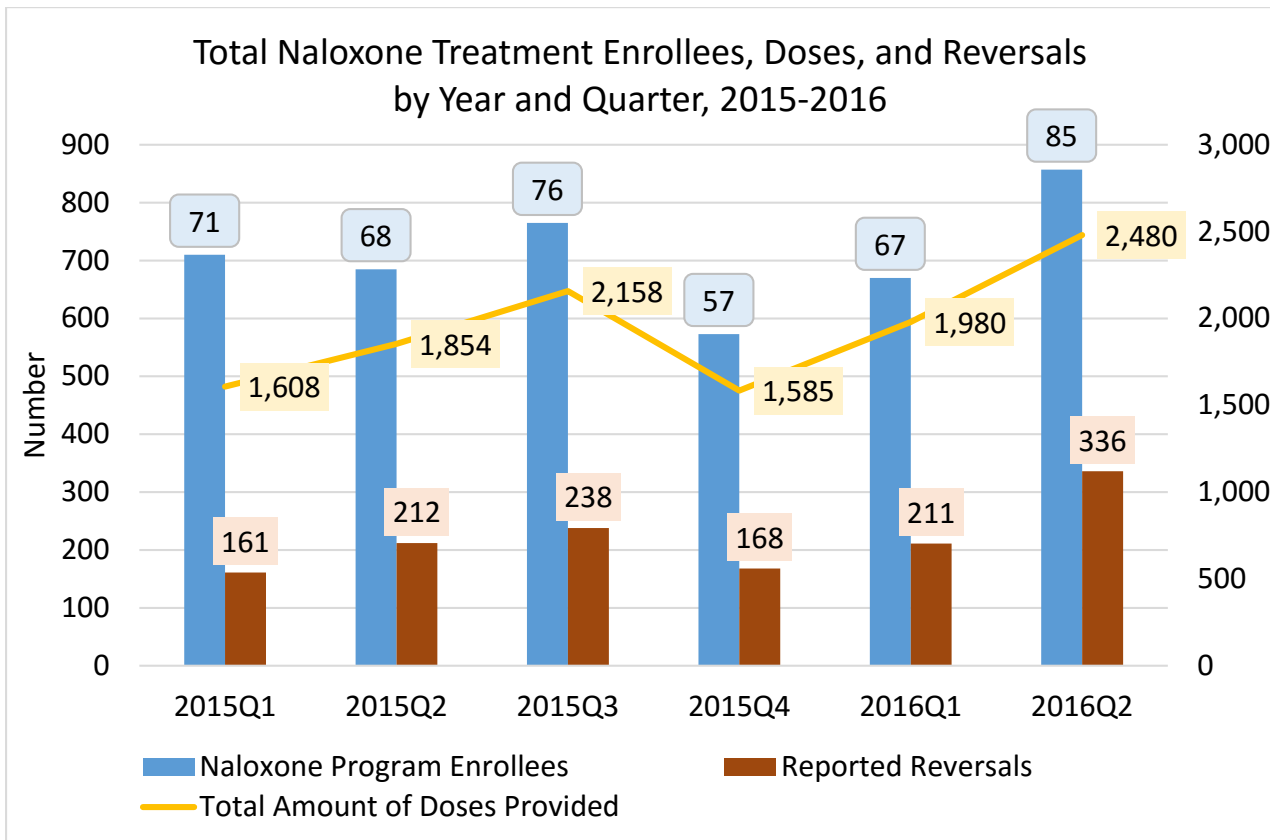
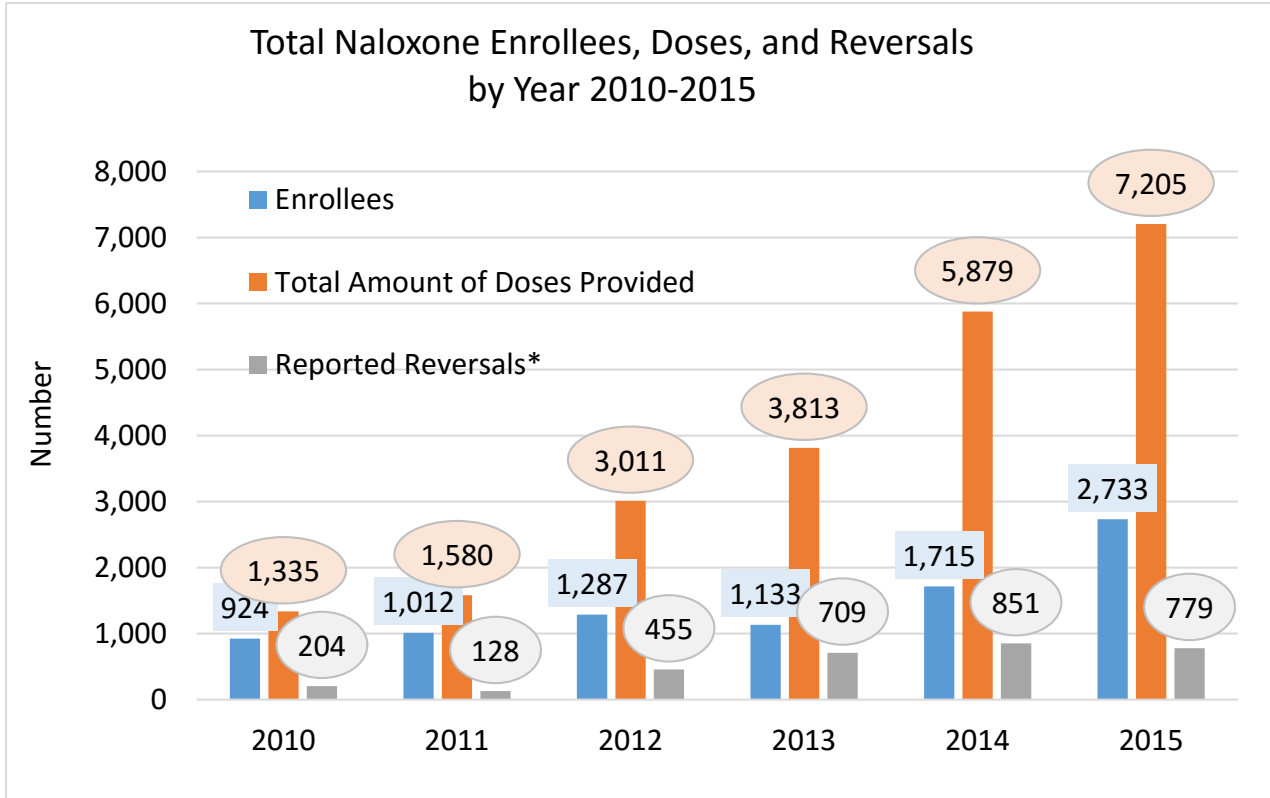
BUPRENORPHINE/NALOXONE AND METHADONE MEDICATION ASSISTED TREATMENT (MAT)

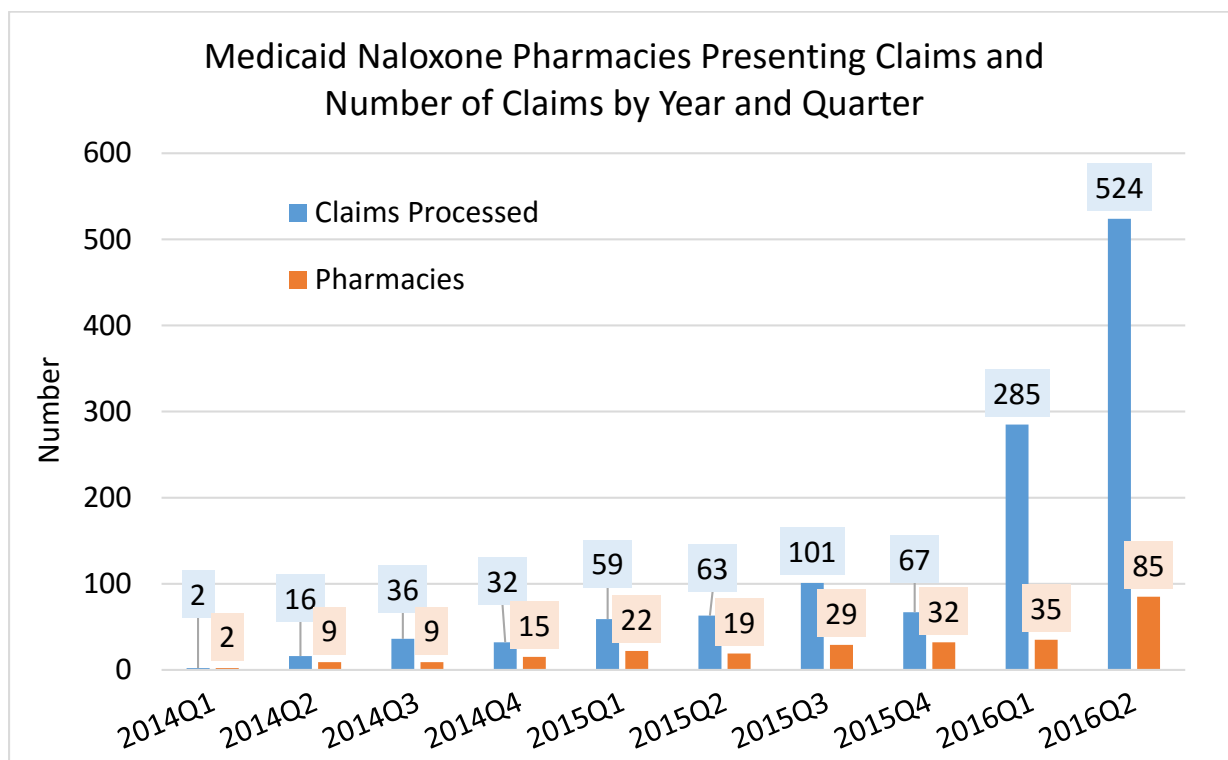


Year and Quarter	2015Q3	2016Q2	2016Q3	Quarterly % Change 2016Q2 vs. 2016Q3	Yearly % Change 2015Q3 vs. 2016Q3
* Number of treatment (buprenorphine/naloxone) prescribers with 10+ treatment patients	87	101	108	6.9	24.1
* Number of buprenorphine/naloxone patients (>=10 days)	3,868	4,225	4,281	1.3	10.7
* Number of buprenorphine/naloxone prescriptions filled	14,727	16,265	16,529	1.6	12.2
** Number of methadone patients	4425	4923	5090	3.4	15.0
** Number of active methadone clinics	14	15	15	0.0	7.1
** Number of distinct NM individuals with methadone claims paid by NM Medicaid	2,351	2,491	2,081	-16.5	-11.5
** Number of distinct NM Medicaid providers of methadone	27	27	27	0.0	0.0

SOURCE OF DATA: *NM Prescription Monitoring Program (PMP), ** NM Human Services Division (BHSD), providers include Metropolitan Detention Center (MDC)

NALOXONE DISTRIBUTION AND USAGE





Year and Quarter	2015Q2	2016Q1	2016Q2	Quarterly % Change 2016Q2 vs. 2016Q3	Yearly % Change 2015Q3 vs. 2016Q3
* Total number of NM Government Program Naloxone Enrollments	685	670	857	27.9	25.1
* Total number of NM Naloxone Doses distributed	1,854	1,980	2,480	25.3	33.8
* Total number of NM Reported Reversals	212	211	336	59.2	58.5
Year and Quarter	2015Q3	2016Q2	2016Q3	Quarterly % Change 2016Q2 vs. 2016Q3	Yearly % Change 2015Q3 vs. 2016Q3
** Number of Medicaid Claims Processed	101	524	392	-25.2	288.1
** Medicaid Pharmacies Presenting Naloxone Claims	29	85	75	-11.8	158.6

SOURCE OF DATA: * Government Programs, NM Department of Health Co-Prescription Pilot Programs and Harm Reduction Services, Detention Centers, Law Enforcement, ** NM Medicaid.