

**New Mexico Department of Health
2014 Weekly Infectious Disease Report
Week 46
November 9, 2014 - November 15, 2014**



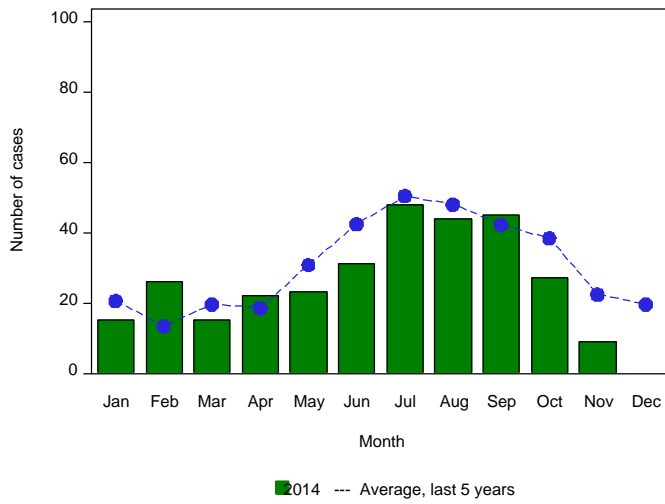
This report is prepared by the Infectious Disease Epidemiology Bureau (IDEB) for notifiable infectious diseases reported through the New Mexico Electronic Disease Surveillance Systems (NM-EDSS). NM-EDSS is a web-based system used by public health staff throughout the state to track investigations of suspected, probable and confirmed cases of notifiable infectious diseases. Data for the current year are provisional and subject to change upon the completion of ongoing disease investigations. Data for prior years are also subject to minor revisions due to corrections or identification of historical cases. Questions regarding the content of this report should be referred to the IDEB Surveillance Team at 505-827-0006.

Sexually Transmitted Diseases, Tuberculosis and HIV/AIDS data are currently reported through other systems. For information on these diseases, contact the responsible programs directly: Sexually Transmitted Diseases, 505-476-3611, Tuberculosis, 505-827-2500, HIV/AIDS, 505-476-3515.

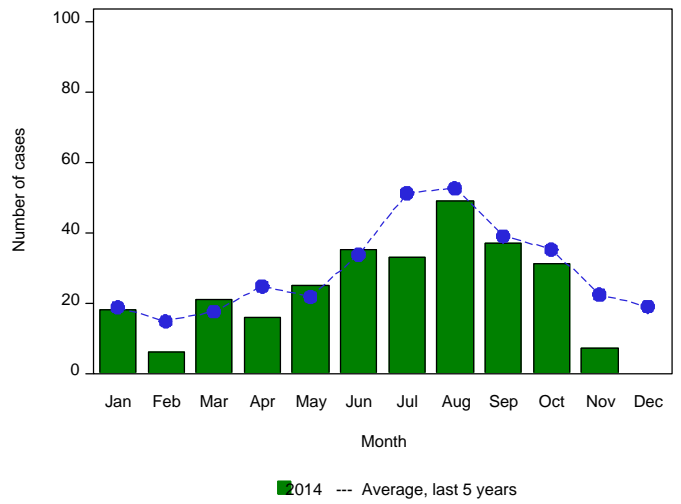
Monthly Trends for Selected Notifiable Infectious Diseases As of November 15, 2014

Includes probable and confirmed cases only.
Data for the current year are provisional and may change significantly upon the completion of ongoing investigations.
Data for prior years are also subject to minor revisions due to corrections or identification of historical cases.

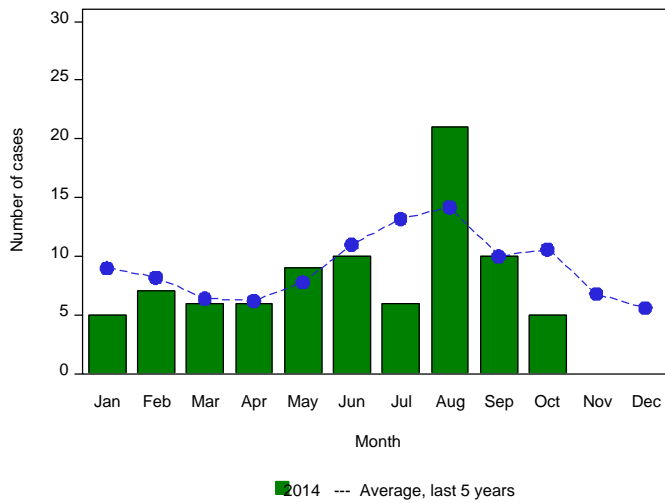
Incidence of Campylobacteriosis by Month



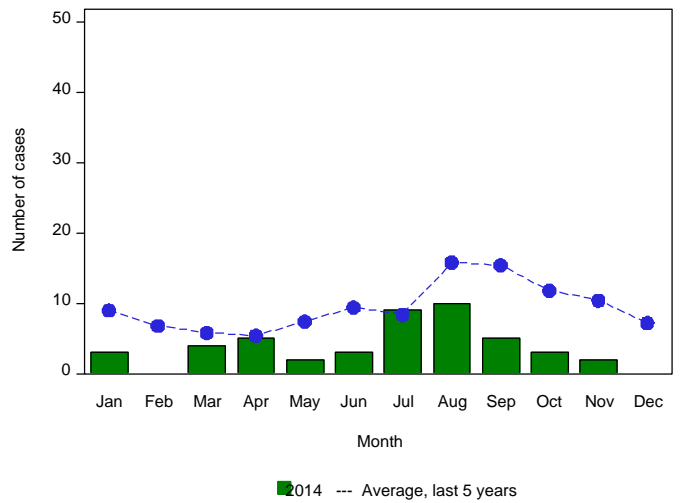
Incidence of Salmonellosis by Month



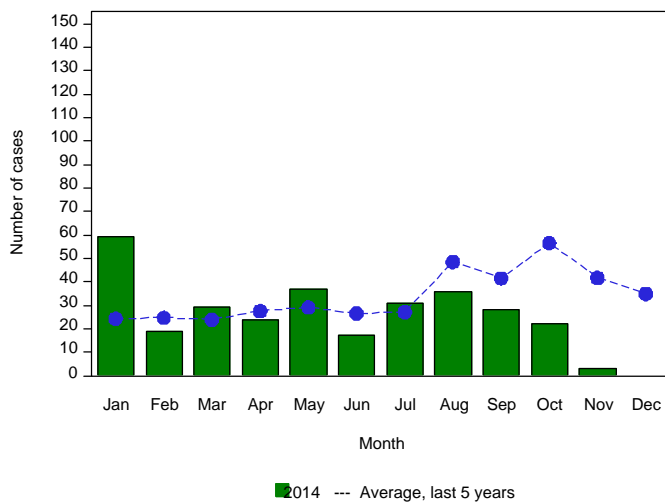
Incidence of Giardiasis by Month



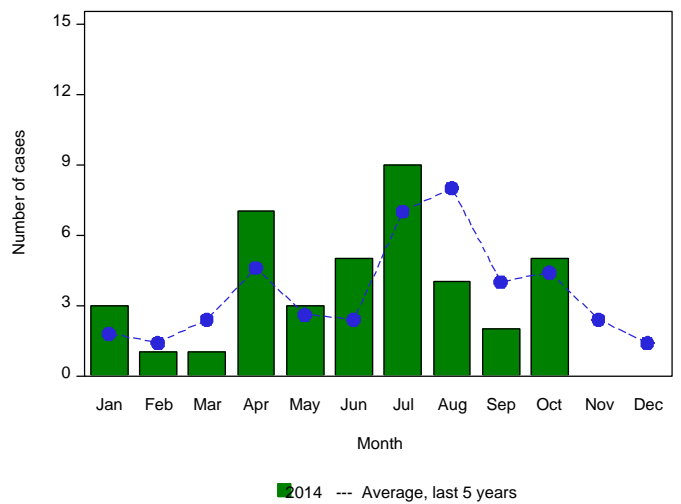
Incidence of Shigellosis by Month



Incidence of Pertussis by Month



Incidence of Shiga toxin-producing E. coli by Month



Summary of Notifiable Infectious Diseases Reported to the New Mexico Electronic Disease Surveillance System (NM-EDSS) As of November 15, 2014

Includes probable and confirmed cases only.
Data for the current year are provisional and may change significantly upon the completion of ongoing investigations.
Data for prior years are also subject to minor revisions due to corrections or identification of historical cases.

Condition	This week	5-year weekly average	Week diff	Last 4 weeks	5-year 4-week average	Last 4 weeks diff	YTD 2014	5-year YTD average	YTD diff	Total 2013	Total 2012
Amebiasis	0	0	0	0	0	0	0	0	0	1	0
Botulism, foodborne	0	0	0	0	0	0	0	0	0	0	0
Botulism, infant	0	0	0	0	0	0	0	2	-2	3	2
Brucellosis	0	0	0	0	0	0	0	1	-1	0	0
Campylobacteriosis	3	5	-2	19	27	-8	305	339	-34	343	331
Chikungunya	0	0	0	0	0	0	2	0	2	0	0
Cholera	0	0	0	0	0	0	0	0	0	0	0
Coccidioidomycosis	0	1	-1	0	5	-5	22	45	-23	33	40
Cryptosporidiosis	0	2	-2	1	7	-6	75	106	-31	50	94
Cyclosporiasis	0	0	0	0	0	0	0	0	0	0	0
Cysticercosis (Taenia solium)	0	0	0	0	0	0	2	1	1	2	1
Dengue Fever	0	0	0	0	0	0	0	1	-1	0	0
Ehrlichiosis, chaffeensis	0	0	0	0	0	0	0	0	0	0	0
Giardiasis	0	2	-2	1	7	-6	85	100	-15	100	100
Group A Streptococcus, invasive	1	3	-2	11	12	-1	161	117	44	137	135
Group B Streptococcus, invasive	1	4	-3	12	16	-4	173	185	-12	231	238
Haemophilus influenzae, invasive	1	1	0	2	3	-1	38	38	0	48	47
Hantavirus pulmonary syndrome	0	0	0	1	0	1	5	3	2	3	1
Hemolytic uremic synd.postdiarrheal	0	0	0	0	0	0	0	2	-2	3	0
Hepatitis A, acute	0	0	0	0	1	-1	8	10	-2	21	11
Hepatitis B Viral Infection, Perinatal	0	0	0	0	0	0	0	0	0	0	0
Hepatitis B virus infection, Chronic	1	1	0	11	7	4	107	115	-8	120	127
Hepatitis B, acute	0	0	0	0	1	-1	1	5	-4	3	3
Hepatitis C Virus Infection, chronic or resolved*	0	53	-53	108	227	-119	1092	2389	-1297	873	3614
Hepatitis C, acute	0	0	0	0	1	-1	13	12	1	14	21
Hepatitis E, acute	0	0	0	0	0	0	0	0	0	0	0
Legionellosis	0	0	0	2	1	1	5	10	-5	11	9
Listeriosis	1	0	1	4	0	4	5	6	-1	4	5
Lyme disease	0	0	0	0	0	0	0	5	-5	6	1
Malaria	0	0	0	0	0	0	2	2	0	1	2
Measles (Rubeola)	0	0	0	0	0	0	0	1	-1	0	2
Mumps	1	0	1	1	0	1	1	1	0	1	0
Necrotizing Fasciitis	0	0	0	1	0	1	11	7	4	24	14
Neisseria meningitidis, invasive (Mening. disease)	0	0	0	0	0	0	2	3	-1	2	5
Pertussis	4	10	-6	13	45	-32	305	359	-54	626	897
Plague	0	0	0	0	0	0	2	3	-1	4	1
Q fever	0	0	0	0	0	0	2	2	0	2	1
Rabies, animal	0	0	0	0	1	-1	13	22	-9	11	47
Relapsing Fever (tick-borne)	0	0	0	0	0	0	1	0	1	0	0
Rubella	0	0	0	0	0	0	0	0	0	1	0
Salmonellosis	1	5	-4	14	25	-11	280	325	-45	359	335

*Data are affected by significant reporting delays

Summary of Notifiable Infectious Diseases Reported to the New Mexico Electronic Disease Surveillance System (NM-EDSS) As of November 15, 2014

Includes probable and confirmed cases only.

Data for the current year are provisional and may change significantly upon the completion of ongoing investigations.
Data for prior years are also subject to minor revisions due to corrections or identification of historical cases.

Condition	This week	5-year weekly average	Week diff	Last 4 weeks	5-year 4-week average	Last 4 weeks diff	YTD 2014	5-year YTD average	YTD diff	Total 2013	Total 2012
Shiga toxin-producing Escherichia coli (STEC)	0	1	-1	0	3	-3	40	41	-1	31	56
Shigellosis	1	2	-1	3	12	-9	46	103	-57	60	108
Spotted Fever Rickettsiosis	0	0	0	0	0	0	2	2	0	4	4
Strep pneumoniae, invasive	3	6	-3	13	23	-10	263	275	-12	328	275
Streptococcal toxic-shock syndrome	0	0	0	0	0	0	0	0	0	0	0
Tetanus	0	0	0	0	0	0	0	0	0	1	1
Tularemia, Human	0	0	0	1	0	1	5	3	2	4	1
Typhoid fever (Salmonella typhi)	0	0	0	0	0	0	1	0	1	1	1
Varicella (Chickenpox)	0	1	-1	3	6	-3	65	82	-17	67	99
Vibrio parahaemolyticus	0	0	0	0	0	0	0	1	-1	0	1
Vibrio spp., non-toxigenic, other or unspecified	0	0	0	0	0	0	0	0	0	3	0
Vibrio vulnificus infection	0	0	0	0	0	0	0	0	0	0	1
West Nile virus neuroinvasive disease	0	0	0	1	0	1	17	15	2	23	23
West Nile virus non-neuroinvasive disease	0	0	0	1	0	1	6	9	-3	15	24
Yersiniosis	0	0	0	0	0	0	1	2	-1	2	3

*Data are affected by significant reporting delays