



**New Mexico Department of Health
2024 Weekly Infectious Disease Report
Week 44
October 27, 2024 - November 2, 2024**

This report is prepared by the Center for Health Protection (CHP) Infectious Disease Epidemiology Bureau (IDEB) for notifiable infectious diseases reported through the New Mexico Electronic Disease Surveillance Systems (NM-EDSS). NM-EDSS is a web-based system used by public health staff throughout the state to track investigations of suspected, probable and confirmed cases of notifiable infectious diseases. Data for the current year are provisional and subject to change upon the completion of ongoing disease investigations. Data for prior years are also subject to minor revisions due to corrections or identification of historical cases. Questions regarding the content of this report should be referred to the IDEB Surveillance Team at 1-833-SWNURSE or DOH-CoreSurveillance@doh.nm.gov.

For the latest STD data, please see: <https://www.nmhealth.org/about/phd/idb/std/data/>.

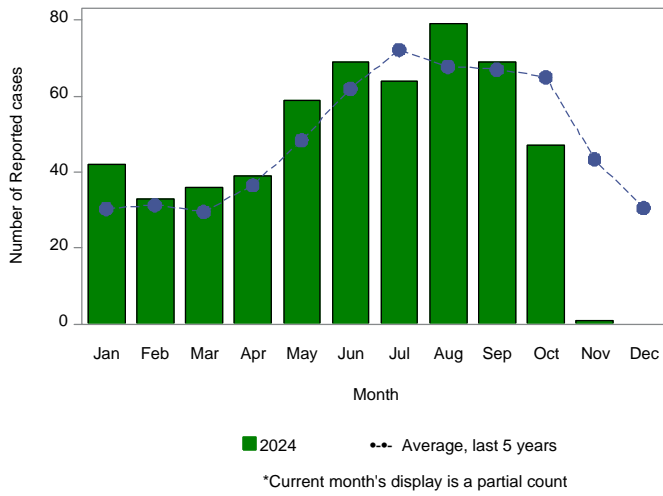
For the latest TB data, please see: <https://www.nmhealth.org/about/phd/idb/tbpp/data/>.

For the latest HIV data, please see: <https://www.nmhealth.org/about/erd/ideb/haep/data/>.

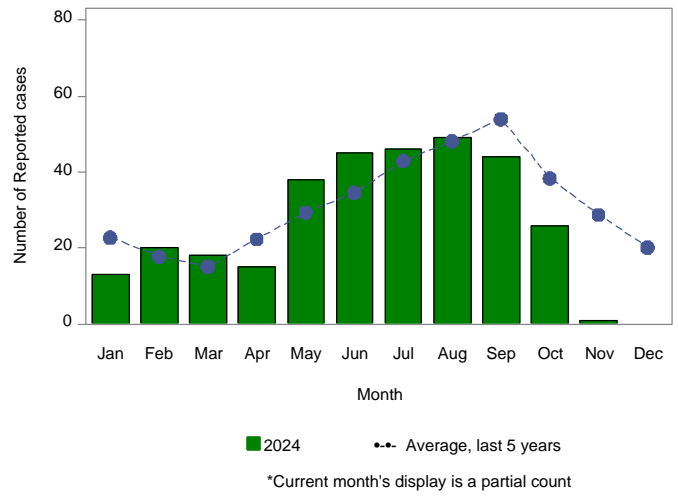
Monthly Trends for Selected Notifiable Infectious Diseases As of November 2, 2024

Includes probable and confirmed cases only.
Data for the current year are provisional and may change significantly upon the completion of ongoing investigations.
Data for prior years are also subject to minor revisions due to corrections or identification of historical cases.

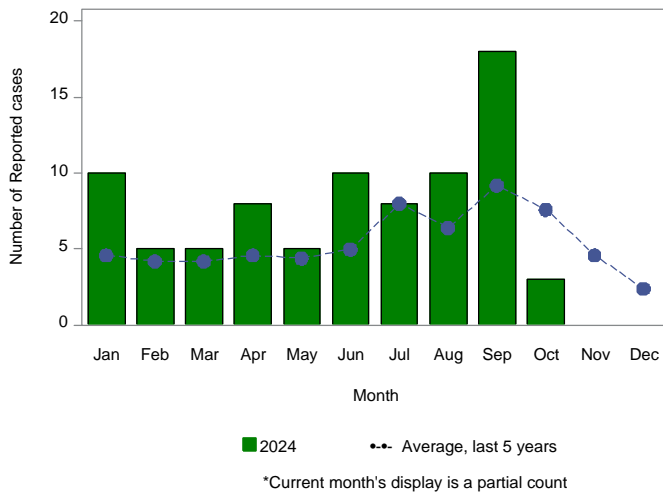
Number of Reported Cases of Campylobacteriosis by Month



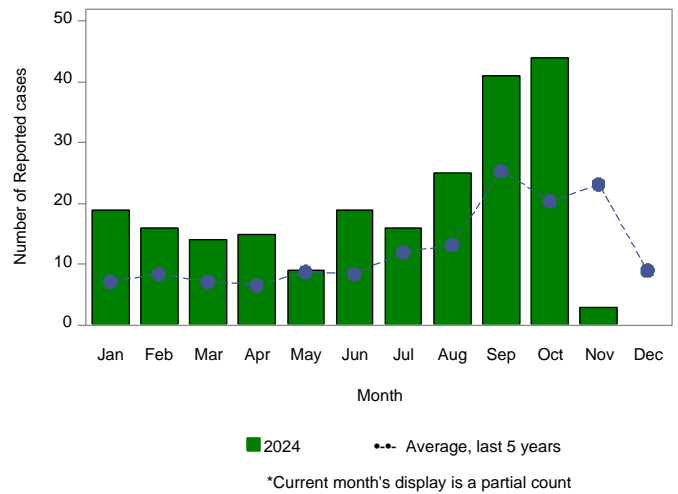
Number of Reported Cases of Salmonellosis by Month



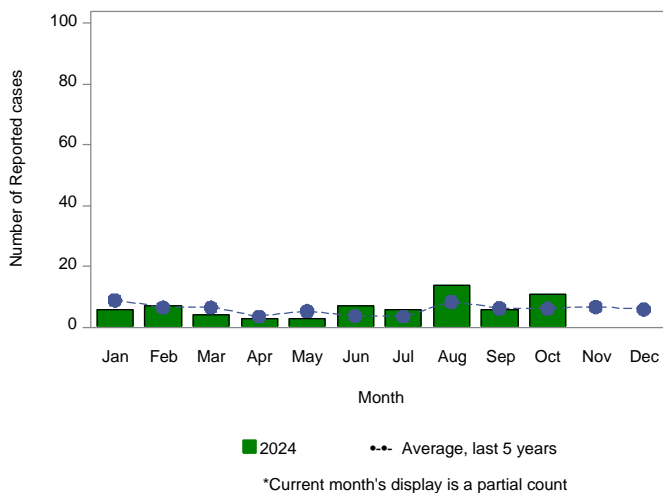
Number of Reported Cases of Giardiasis by Month



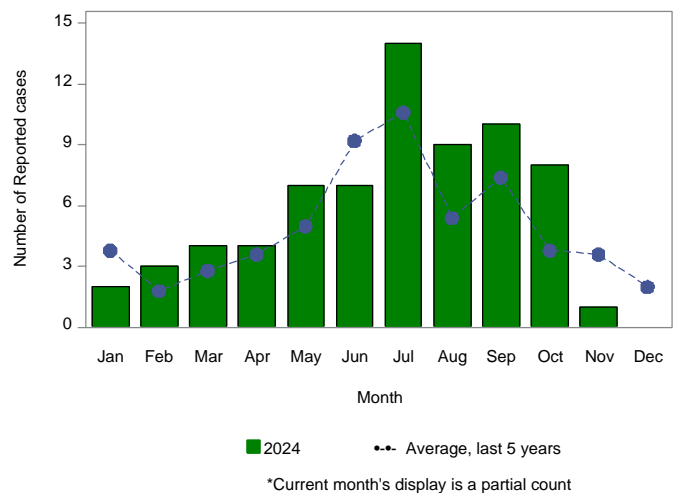
Number of Reported Cases of Shigellosis by Month



Number of Reported Cases of Pertussis by Month



Number of Reported Cases of Shiga toxin-producing E. coli by Month



Summary of Notifiable Infectious Diseases Reported to the New Mexico Electronic Disease Surveillance System (NM-EDSS) As of November 2, 2024

Includes probable and confirmed cases only.
Data for the current year are provisional and may change significantly upon the completion of ongoing investigations.
Data for prior years are also subject to minor revisions due to corrections or identification of historical cases.

Condition	This week	5-year weekly average	Week diff	Last 4 weeks	5-year 4-week average	Last 4 weeks diff	YTD 2024	5-year YTD average	YTD diff	Total 2023	Total 2022
2019 Corona Virus	510	4233	-3723	2318	12859	-10541	32399	101552	-69153	56868	303010
Acute flaccid myelitis	0	0	0	0	0	0	1	0	1	0	0
Amebiasis	0	0	0	0	0	0	0	0	0	0	0
Anaplasma phagocytophilum	0	0	0	0	0	0	0	0	0	1	0
Botulism, foodborne	0	0	0	0	0	0	1	0	1	0	0
Botulism, infant	0	0	0	0	0	0	2	1	1	1	2
Botulism, wound	0	0	0	0	0	0	0	2	-2	1	1
Brucellosis	0	0	0	1	0	1	1	1	0	1	1
Campylobacteriosis	13	11	2	46	53	-7	536	522	14	540	594
Chikungunya Virus	0	0	0	0	0	0	0	1	-1	0	0
Chikungunya non-neuroinvasive disease	0	0	0	0	0	0	0	0	0	0	2
Cholera	0	0	0	0	0	0	0	1	-1	1	0
Colorado Tick Fever	0	0	0	0	0	0	0	0	0	0	0
Cryptosporidiosis	0	1	-1	5	7	-2	66	62	4	71	83
Cyclosporiasis	0	0	0	0	0	0	8	9	-1	8	7
Cysticercosis (Taenia solium)	0	0	0	0	0	0	1	1	0	2	4
Dengue Fever	0	0	0	0	0	0	9	1	8	3	3
Ehrlichiosis, chaffeensis	0	0	0	0	0	0	0	0	0	0	0
Giardiasis	0	1	-1	5	5	0	82	59	23	91	66
Group A Streptococcus, invasive	7	8	-1	45	28	17	514	383	131	625	518
Group B Streptococcus, invasive	6	5	1	22	20	2	258	224	34	302	251
Haemophilus influenzae, invasive	3	1	2	5	2	3	38	33	5	58	41
Hansen disease (Leprosy)	0	0	0	0	0	0	0	0	0	0	0
Hantavirus pulmonary syndrome	0	0	0	0	0	0	6	3	3	7	3
Hemolytic uremic synd,postdiarrheal	0	0	0	0	0	0	1	0	1	1	0
Hepatitis A, acute	0	1	-1	0	2	-2	4	32	-28	7	8
Hepatitis B Viral Infection, Perinatal	0	0	0	0	0	0	0	1	-1	0	0
Hepatitis B virus infection, Chronic	4	3	1	9	13	-4	121	115	6	113	177
Hepatitis B, acute	0	0	0	0	0	0	10	4	6	14	4
Hepatitis C Virus Infection, chronic or resolved*	47	65	-18	169	258	-89	2204	2721	-517	2452	2957
Hepatitis C, acute	0	0	0	0	0	0	2	9	-7	6	22
Hepatitis Delta co- or super-infection, acute	0	0	0	0	0	0	0	0	0	0	0
Hepatitis E, acute	0	0	0	0	0	0	0	1	-1	1	2
Influenza-associated Pediatric Mortality	0	0	0	0	0	0	3	1	2	1	4
Legionellosis	0	1	-1	7	4	3	39	23	16	34	34

*Data are affected by significant reporting delays. **Recently NMDOH received a backlog of Hepatitis C (HCV) results that were not previously reported from 2019-2024. This backlog accounts for the increased HCV weekly counts seen in August 2024.

Summary of Notifiable Infectious Diseases Reported to the New Mexico Electronic Disease Surveillance System (NM-EDSS) As of November 2, 2024

Includes probable and confirmed cases only.
Data for the current year are provisional and may change significantly upon the completion of ongoing investigations.
Data for prior years are also subject to minor revisions due to corrections or identification of historical cases.

Condition	This week	5-year weekly average	Week diff	Last 4 weeks	5-year 4-week average	Last 4 weeks diff	YTD 2024	5-year YTD average	YTD diff	Total 2023	Total 2022
Listeriosis	0	0	0	0	0	0	4	2	2	6	2
Lyme disease	0	0	0	0	0	0	6	5	1	11	3
Malaria	0	0	0	0	0	0	2	2	0	2	3
Measles (Rubeola)	0	0	0	0	0	0	2	0	2	0	0
Monkeypox	0	0	0	0	1	-1	4	10	-6	0	57
Multisystem Inflammatory Syndrome assoc COVID19	0	0	0	0	0	0	0	1	-1	0	0
Mumps	0	0	0	0	1	-1	0	10	-10	0	2
Necrotizing Fasciitis	0	0	0	0	0	0	1	5	-4	3	7
Neisseria meningitidis, invasive (Mening. disease)	0	0	0	0	0	0	2	0	2	0	0
Noroviruses	0	0	0	0	0	0	0	0	0	1	0
Pertussis	2	2	0	9	6	3	67	61	6	41	47
Plague	0	0	0	0	0	0	1	1	0	0	0
Q fever	0	0	0	0	0	0	1	1	0	0	2
Rabies, animal	0	0	0	0	1	-1	8	15	-7	16	11
Relapsing Fever (tick-borne)	0	0	0	0	0	0	0	0	0	0	0
Rubella	0	0	0	0	0	0	0	0	0	0	0
Salmonellosis	8	8	0	22	33	-11	313	334	-21	349	473
Shiga toxin-producing Escherichia coli (STEC)	0	1	-1	3	3	0	69	54	15	61	56
Shigellosis	6	5	1	38	20	18	217	126	91	192	253
Spotted Fever Rickettsiosis	0	0	0	0	0	0	0	1	-1	3	0
Strep pneumoniae, invasive	5	7	-2	19	24	-5	337	260	77	458	420
Streptococcal toxic-shock syndrome	0	0	0	0	0	0	1	0	1	0	0
Tetanus	0	0	0	1	0	1	1	0	1	0	0
Toxic-shock syndrome, staphylococcal	0	0	0	0	0	0	0	0	0	0	0
Tularemia, Human	0	0	0	0	0	0	0	1	-1	0	0
Typhoid Fever (S. enteritica typhi)	0	0	0	0	0	0	0	2	-2	4	1
Typhoid fever (Salmonella typhi) - 2018 and prior	0	0	0	0	0	0	0	0	0	0	0
Varicella (Chickenpox)	0	1	-1	3	2	1	35	34	1	44	39
Vibriosis	0	0	0	0	0	0	6	4	2	0	5
West Nile virus neuroinvasive disease	0	0	0	0	1	-1	24	26	-2	54	8
West Nile virus non-neuroinvasive disease	0	0	0	0	0	0	3	9	-6	26	3
Yersiniosis (non pestis)	0	0	0	0	0	0	13	8	5	17	8
Zika virus disease, non-congenital	0	0	0	0	0	0	0	0	0	0	0

*Data are affected by significant reporting delays. **Recently NMDOH received a backlog of Hepatitis C (HCV) results that were not previously reported from 2019-2024. This backlog accounts for the increased HCV weekly counts seen in August 2024.