



**New Mexico Department of Health  
2024 Weekly Infectious Disease Report  
Week 40  
September 29, 2024 - October 5, 2024**

This report is prepared by the Center for Health Protection (CHP) Infectious Disease Epidemiology Bureau (IDEB) for notifiable infectious diseases reported through the New Mexico Electronic Disease Surveillance Systems (NM-EDSS). NM-EDSS is a web-based system used by public health staff throughout the state to track investigations of suspected, probable and confirmed cases of notifiable infectious diseases. Data for the current year are provisional and subject to change upon the completion of ongoing disease investigations. Data for prior years are also subject to minor revisions due to corrections or identification of historical cases. Questions regarding the content of this report should be referred to the IDEB Surveillance Team at 1-833-SWNURSE or DOH-CoreSurveillance@doh.nm.gov.

For the latest STD data, please see: <https://www.nmhealth.org/about/phd/idb/std/data/>.

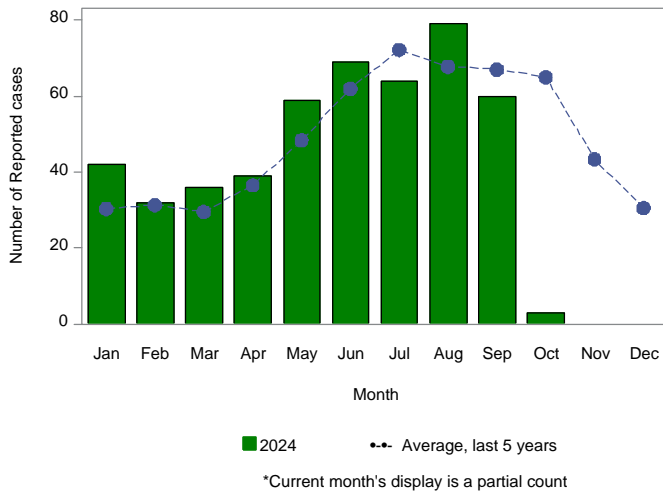
For the latest TB data, please see: <https://www.nmhealth.org/about/phd/idb/tbpp/data/>.

For the latest HIV data, please see: <https://www.nmhealth.org/about/erd/ideb/haep/data/>.

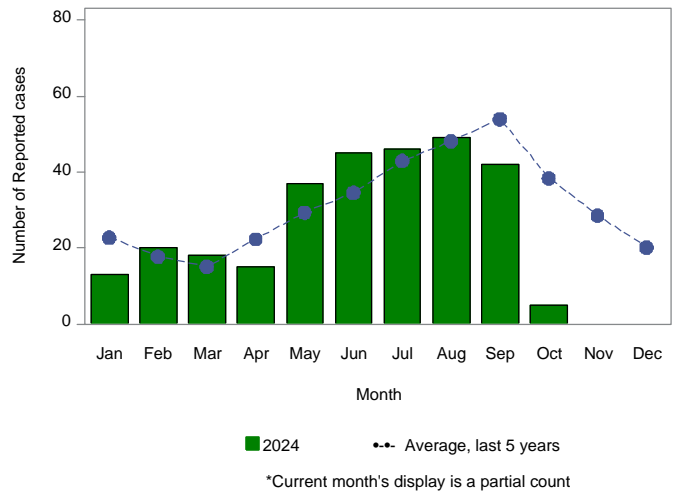
# Monthly Trends for Selected Notifiable Infectious Diseases As of October 5, 2024

Includes probable and confirmed cases only.  
Data for the current year are provisional and may change significantly upon the completion of ongoing investigations.  
Data for prior years are also subject to minor revisions due to corrections or identification of historical cases.

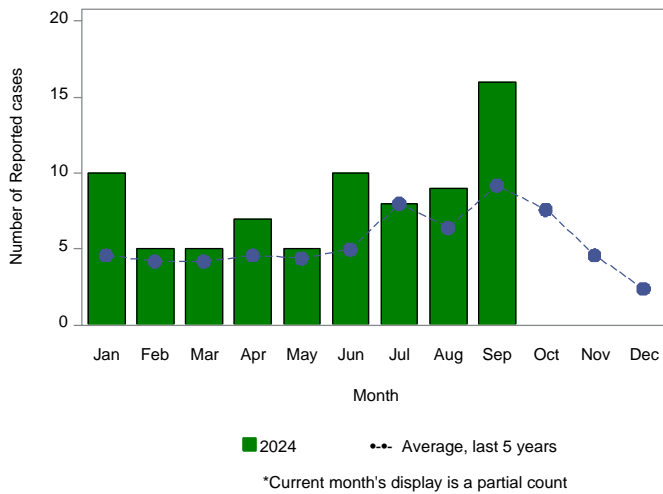
Number of Reported Cases of Campylobacteriosis by Month



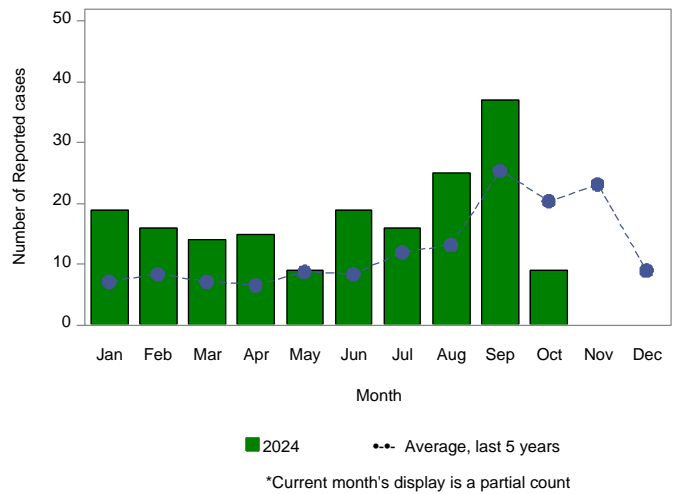
Number of Reported Cases of Salmonellosis by Month



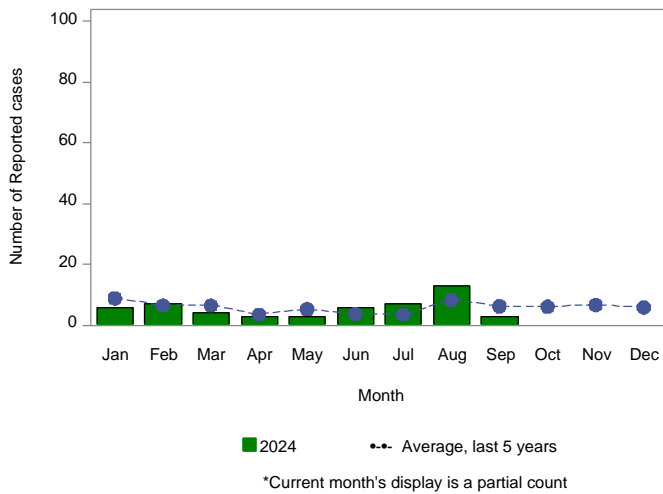
Number of Reported Cases of Giardiasis by Month



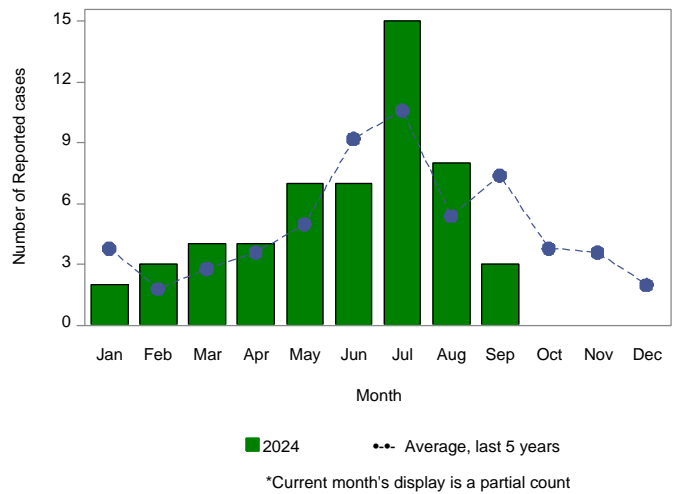
Number of Reported Cases of Shigellosis by Month



Number of Reported Cases of Pertussis by Month



Number of Reported Cases of Shiga toxin-producing E. coli by Month



## Summary of Notifiable Infectious Diseases Reported to the New Mexico Electronic Disease Surveillance System (NM-EDSS) As of October 5, 2024

Includes probable and confirmed cases only.  
Data for the current year are provisional and may change significantly upon the completion of ongoing investigations.  
Data for prior years are also subject to minor revisions due to corrections or identification of historical cases.

Condition	This week	5-year weekly average	Week diff	Last 4 weeks	5-year 4-week average	Last 4 weeks diff	YTD 2024	5-year YTD average	YTD diff	Total 2023	Total 2022
2019 Corona Virus	564	2120	-1556	2874	7216	-4342	30026	89004	-58978	56868	303009
Acute flaccid myelitis	0	0	0	0	0	0	1	0	1	0	0
Amebiasis	0	0	0	0	0	0	0	0	0	0	0
Anaplasma phagocytophilum	0	0	0	0	0	0	0	0	0	1	0
Botulism, foodborne	0	0	0	0	0	0	1	0	1	0	0
Botulism, infant	0	0	0	0	0	0	2	1	1	1	2
Botulism, wound	0	0	0	0	0	0	0	2	-2	1	1
Brucellosis	0	0	0	0	0	0	0	0	0	1	1
Campylobacteriosis	6	16	-10	53	68	-15	481	470	11	540	594
Chikungunya Virus	0	0	0	0	0	0	0	1	-1	0	0
Chikungunya non-neuroinvasive disease	0	0	0	0	0	0	0	0	0	0	2
Cholera	0	0	0	0	0	0	0	1	-1	1	0
Colorado Tick Fever	0	0	0	0	0	0	0	0	0	0	0
Cryptosporidiosis	3	3	0	7	12	-5	60	55	5	71	83
Cyclosporiasis	0	0	0	0	0	0	8	9	-1	8	7
Cysticercosis (Taenia solium)	0	0	0	0	0	0	1	1	0	2	4
Dengue Fever	0	0	0	0	0	0	9	1	8	3	3
Ehrlichiosis, chaffeensis	0	0	0	0	0	0	0	0	0	0	0
Giardiasis	0	2	-2	11	10	1	75	55	20	91	66
Group A Streptococcus, invasive	7	8	-1	35	34	1	468	355	113	624	518
Group B Streptococcus, invasive	2	5	-3	15	21	-6	230	206	24	302	251
Haemophilus influenzae, invasive	0	1	-1	1	2	-1	29	30	-1	58	41
Hansen disease (Leprosy)	0	0	0	0	0	0	0	0	0	0	0
Hantavirus pulmonary syndrome	0	0	0	0	0	0	5	3	2	7	3
Hemolytic uremic synd,postdiarrheal	0	0	0	0	0	0	1	0	1	1	0
Hepatitis A, acute	0	0	0	1	1	0	4	30	-26	7	8
Hepatitis B Viral Infection, Perinatal	0	0	0	0	0	0	0	1	-1	0	0
Hepatitis B virus infection, Chronic	5	3	2	13	9	4	112	101	11	113	177
Hepatitis B, acute	1	0	1	1	1	0	10	4	6	14	4
Hepatitis C Virus Infection, chronic or resolved*	52	63	-11	225	237	-12	2104	2464	-360	2446	2950
Hepatitis C, acute	0	0	0	1	1	0	2	9	-7	6	22
Hepatitis Delta co- or super-infection, acute	0	0	0	0	0	0	0	0	0	0	0
Hepatitis E, acute	0	0	0	0	0	0	0	1	-1	1	2
Influenza-associated Pediatric Mortality	0	0	0	1	0	1	3	1	2	1	4
Legionellosis	0	1	-1	2	3	-1	32	20	12	34	34

\*Data are affected by significant reporting delays. \*\*Recently NMDOH received a backlog of Hepatitis C (HCV) results that were not previously reported from 2019-2024. This backlog accounts for the increased HCV weekly counts seen in August 2024.

## Summary of Notifiable Infectious Diseases Reported to the New Mexico Electronic Disease Surveillance System (NM-EDSS) As of October 5, 2024

Includes probable and confirmed cases only.  
Data for the current year are provisional and may change significantly upon the completion of ongoing investigations.  
Data for prior years are also subject to minor revisions due to corrections or identification of historical cases.

Condition	This week	5-year weekly average	Week diff	Last 4 weeks	5-year 4-week average	Last 4 weeks diff	YTD 2024	5-year YTD average	YTD diff	Total 2023	Total 2022
Listeriosis	0	0	0	1	0	1	3	2	1	6	2
Lyme disease	0	0	0	0	0	0	6	4	2	11	3
Malaria	0	0	0	0	0	0	1	2	-1	2	3
Measles (Rubeola)	0	0	0	0	0	0	2	0	2	0	0
Monkeypox	0	0	0	0	2	-2	4	10	-6	0	57
Multisystem Inflammatory Syndrome assoc COVID19	0	0	0	0	0	0	0	0	0	0	0
Mumps	0	0	0	0	2	-2	0	9	-9	0	2
Necrotizing Fasciitis	0	0	0	0	1	-1	1	5	-4	3	7
Neisseria meningitidis, invasive (Mening. disease)	0	0	0	1	0	1	2	0	2	0	0
Noroviruses	0	0	0	0	0	0	0	0	0	1	0
Pertussis	0	1	-1	2	5	-3	52	56	-4	41	47
Plague	0	0	0	0	0	0	1	1	0	0	0
Q fever	0	0	0	0	0	0	1	1	0	0	2
Rabies, animal	0	0	0	0	2	-2	8	15	-7	16	11
Relapsing Fever (tick-borne)	0	0	0	0	0	0	0	0	0	0	0
Rubella	0	0	0	0	0	0	0	0	0	0	0
Salmonellosis	7	10	-3	37	47	-10	287	301	-14	349	473
Shiga toxin-producing Escherichia coli (STEC)	0	1	-1	3	6	-3	53	51	2	61	56
Shigellosis	11	6	5	38	25	13	175	105	70	192	253
Spotted Fever Rickettsiosis	0	0	0	0	0	0	0	1	-1	3	0
Strep pneumoniae, invasive	4	4	0	16	14	2	317	235	82	458	420
Streptococcal toxic-shock syndrome	0	0	0	0	0	0	1	0	1	0	0
Tetanus	0	0	0	0	0	0	0	0	0	0	0
Toxic-shock syndrome, staphylococcal	0	0	0	0	0	0	0	0	0	0	0
Tularemia, Human	0	0	0	0	0	0	0	1	-1	0	0
Typhoid Fever (S. enteritica typhi)	0	0	0	0	0	0	0	2	-2	4	1
Typhoid fever (Salmonella typhi) - 2018 and prior	0	0	0	0	0	0	0	0	0	0	0
Varicella (Chickenpox)	1	1	0	5	3	2	32	32	0	44	39
Vibriosis	0	0	0	0	1	-1	6	4	2	0	5
West Nile virus neuroinvasive disease	0	1	-1	7	7	0	23	24	-1	54	8
West Nile virus non-neuroinvasive disease	0	0	0	0	1	-1	3	9	-6	26	3
Yersiniosis (non pestis)	0	0	0	0	1	-1	13	7	6	17	8
Zika virus disease, non-congenital	0	0	0	0	0	0	0	0	0	0	0

\*Data are affected by significant reporting delays. \*\*Recently NMDOH received a backlog of Hepatitis C (HCV) results that were not previously reported from 2019-2024. This backlog accounts for the increased HCV weekly counts seen in August 2024.