



**New Mexico Department of Health
2024 Weekly Infectious Disease Report
Week 38
September 15, 2024 - September 21, 2024**

This report is prepared by the Center for Health Protection (CHP) Infectious Disease Epidemiology Bureau (IDEB) for notifiable infectious diseases reported through the New Mexico Electronic Disease Surveillance Systems (NM-EDSS). NM-EDSS is a web-based system used by public health staff throughout the state to track investigations of suspected, probable and confirmed cases of notifiable infectious diseases. Data for the current year are provisional and subject to change upon the completion of ongoing disease investigations. Data for prior years are also subject to minor revisions due to corrections or identification of historical cases. Questions regarding the content of this report should be referred to the IDEB Surveillance Team at 1-833-SWNURSE or DOH-CoreSurveillance@doh.nm.gov.

For the latest STD data, please see: <https://www.nmhealth.org/about/phd/idb/std/data/>.

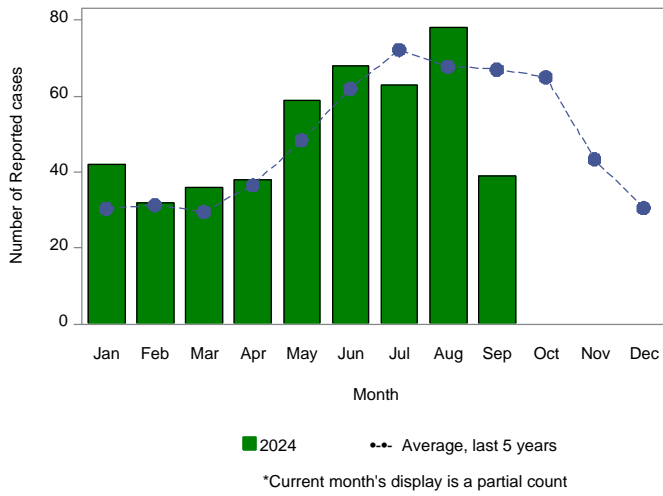
For the latest TB data, please see: <https://www.nmhealth.org/about/phd/idb/tbpp/data/>.

For the latest HIV data, please see: <https://www.nmhealth.org/about/erd/ideb/haep/data/>.

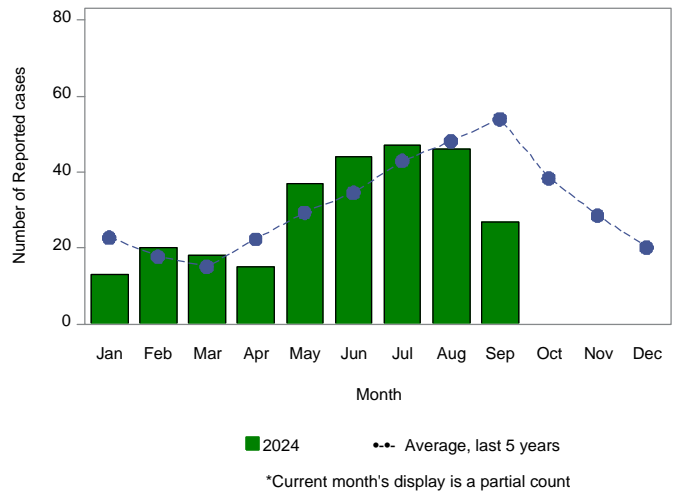
Monthly Trends for Selected Notifiable Infectious Diseases As of September 21, 2024

Includes probable and confirmed cases only.
Data for the current year are provisional and may change significantly upon the completion of ongoing investigations.
Data for prior years are also subject to minor revisions due to corrections or identification of historical cases.

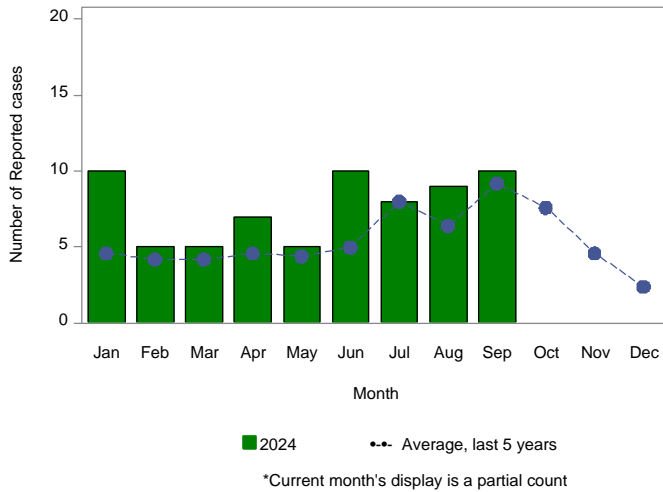
Number of Reported Cases of Campylobacteriosis by Month



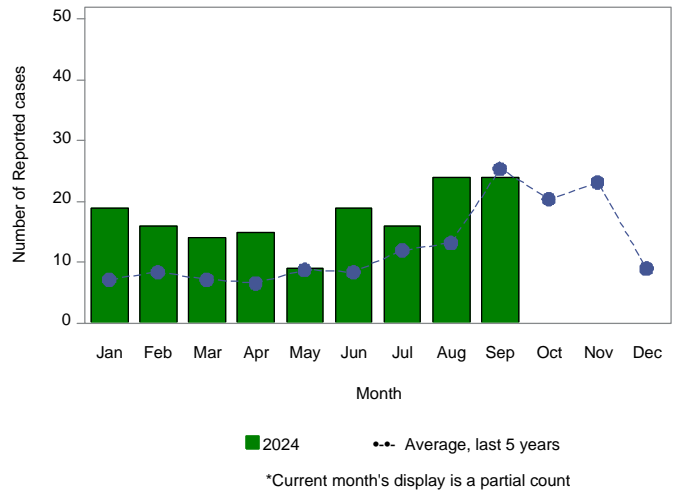
Number of Reported Cases of Salmonellosis by Month



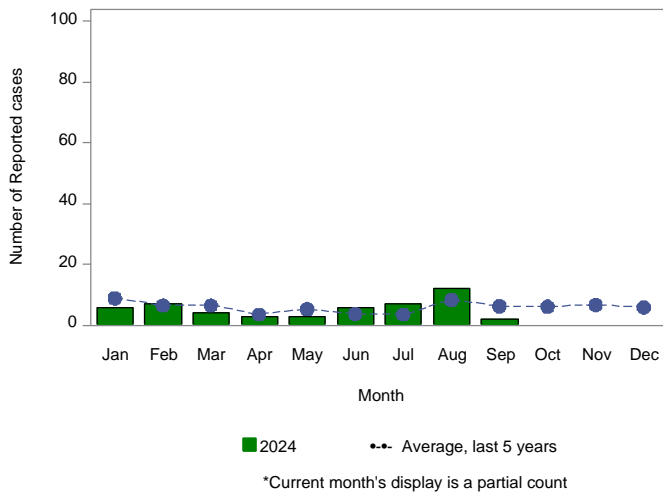
Number of Reported Cases of Giardiasis by Month



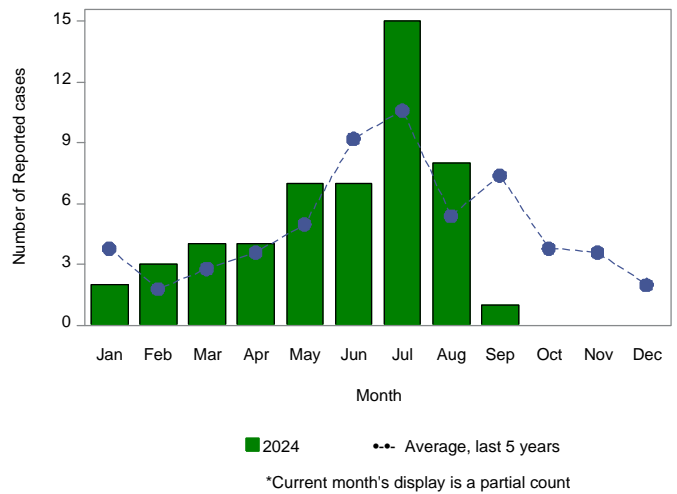
Number of Reported Cases of Shigellosis by Month



Number of Reported Cases of Pertussis by Month



Number of Reported Cases of Shiga toxin-producing E. coli by Month



Summary of Notifiable Infectious Diseases Reported to the New Mexico Electronic Disease Surveillance System (NM-EDSS) As of September 21, 2024

Includes probable and confirmed cases only.
Data for the current year are provisional and may change significantly upon the completion of ongoing investigations.
Data for prior years are also subject to minor revisions due to corrections or identification of historical cases.

Condition	This week	5-year weekly average	Week diff	Last 4 weeks	5-year 4-week average	Last 4 weeks diff	YTD 2024	5-year YTD average	YTD diff	Total 2023	Total 2022
2019 Corona Virus	797	1753	-956	5081	7053	-1972	28784	85125	-56341	56868	303009
Acute flaccid myelitis	0	0	0	0	0	0	1	0	1	0	0
Amebiasis	0	0	0	0	0	0	0	0	0	0	0
Anaplasma phagocytophilum	0	0	0	0	0	0	0	0	0	1	0
Botulism, foodborne	0	0	0	1	0	1	1	0	1	0	0
Botulism, infant	0	0	0	0	0	0	2	1	1	1	2
Botulism, wound	0	0	0	0	0	0	0	2	-2	1	1
Brucellosis	0	0	0	0	0	0	0	0	0	1	1
Campylobacteriosis	19	17	2	55	66	-11	453	433	20	540	594
Chikungunya Virus	0	0	0	0	0	0	0	1	-1	0	0
Chikungunya non-neuroinvasive disease	0	0	0	0	0	0	0	0	0	0	2
Cholera	0	0	0	0	0	0	0	1	-1	1	0
Colorado Tick Fever	0	0	0	0	0	0	0	0	0	0	0
Cryptosporidiosis	3	3	0	9	11	-2	55	49	6	71	83
Cyclosporiasis	0	0	0	0	0	0	8	9	-1	8	7
Cysticercosis (Taenia solium)	0	0	0	0	0	0	1	1	0	2	4
Dengue Fever	1	0	1	1	0	1	8	1	7	3	3
Ehrlichiosis, chaffeensis	0	0	0	0	0	0	0	0	0	0	0
Giardiasis	2	2	0	10	8	2	69	49	20	91	66
Group A Streptococcus, invasive	6	8	-2	31	32	-1	451	337	114	624	518
Group B Streptococcus, invasive	3	5	-2	24	22	2	224	195	29	302	251
Haemophilus influenzae, invasive	0	1	-1	3	3	0	29	30	-1	58	41
Hansen disease (Leprosy)	0	0	0	0	0	0	0	0	0	0	0
Hantavirus pulmonary syndrome	0	0	0	0	0	0	5	3	2	7	3
Hemolytic uremic synd,postdiarrheal	0	0	0	0	0	0	1	0	1	1	0
Hepatitis A, acute	0	0	0	0	1	-1	3	29	-26	7	8
Hepatitis B Viral Infection, Perinatal	0	0	0	0	0	0	0	1	-1	0	0
Hepatitis B virus infection, Chronic	1	2	-1	4	8	-4	94	97	-3	113	177
Hepatitis B, acute	0	0	0	0	0	0	9	4	5	14	4
Hepatitis C Virus Infection, chronic or resolved*	67	59	8	233	233	0	1975	2344	-369	2445	2948
Hepatitis C, acute	0	0	0	2	1	1	2	9	-7	6	22
Hepatitis Delta co- or super-infection, acute	0	0	0	0	0	0	0	0	0	0	0
Hepatitis E, acute	0	0	0	0	0	0	0	1	-1	1	2
Influenza-associated Pediatric Mortality	1	0	1	1	0	1	3	1	2	1	4
Legionellosis	0	1	-1	4	3	1	31	19	12	34	34

*Data are affected by significant reporting delays. **Recently NMDOH received a backlog of Hepatitis C (HCV) results that were not previously reported from 2019-2024. This backlog accounts for the increased HCV weekly counts seen in August 2024.

Summary of Notifiable Infectious Diseases Reported to the New Mexico Electronic Disease Surveillance System (NM-EDSS) As of September 21, 2024

Includes probable and confirmed cases only.
Data for the current year are provisional and may change significantly upon the completion of ongoing investigations.
Data for prior years are also subject to minor revisions due to corrections or identification of historical cases.

Condition	This week	5-year weekly average	Week diff	Last 4 weeks	5-year 4-week average	Last 4 weeks diff	YTD 2024	5-year YTD average	YTD diff	Total 2023	Total 2022
Listeriosis	0	0	0	2	0	2	3	2	1	6	2
Lyme disease	0	0	0	0	0	0	6	4	2	11	3
Malaria	0	0	0	0	0	0	1	2	-1	2	3
Measles (Rubeola)	0	0	0	0	0	0	2	0	2	0	0
Monkeypox	0	1	-1	0	3	-3	4	9	-5	0	57
Multisystem Inflammatory Syndrome assoc COVID19	0	0	0	0	0	0	0	0	0	0	0
Mumps	0	0	0	0	2	-2	0	8	-8	0	2
Necrotizing Fasciitis	0	0	0	0	0	0	1	4	-3	3	7
Neisseria meningitidis, invasive (Mening. disease)	0	0	0	1	0	1	2	0	2	0	0
Noroviruses	0	0	0	0	0	0	0	0	0	1	0
Pertussis	1	1	0	5	7	-2	50	54	-4	41	47
Plague	0	0	0	0	0	0	1	1	0	0	0
Q fever	0	0	0	0	0	0	1	1	0	0	2
Rabies, animal	0	1	-1	1	2	-1	8	14	-6	16	11
Relapsing Fever (tick-borne)	0	0	0	0	0	0	0	0	0	0	0
Rubella	0	0	0	0	0	0	0	0	0	0	0
Salmonellosis	7	12	-5	36	50	-14	264	278	-14	349	473
Shiga toxin-producing Escherichia coli (STEC)	0	2	-2	3	7	-4	51	49	2	61	56
Shigellosis	9	6	3	26	21	5	152	90	62	192	253
Spotted Fever Rickettsiosis	0	0	0	0	0	0	0	1	-1	3	0
Strep pneumoniae, invasive	5	3	2	11	12	-1	309	226	83	458	420
Streptococcal toxic-shock syndrome	0	0	0	0	0	0	1	0	1	0	0
Tetanus	0	0	0	0	0	0	0	0	0	0	0
Toxic-shock syndrome, staphylococcal	0	0	0	0	0	0	0	0	0	0	0
Tularemia, Human	0	0	0	0	0	0	0	1	-1	0	0
Typhoid Fever (S. enteritica typhi)	0	0	0	0	0	0	0	2	-2	4	1
Typhoid fever (Salmonella typhi) - 2018 and prior	0	0	0	0	0	0	0	0	0	0	0
Varicella (Chickenpox)	2	1	1	4	3	1	31	31	0	44	39
Vibriosis	0	0	0	0	0	0	6	3	3	0	5
West Nile virus neuroinvasive disease	2	2	0	8	10	-2	19	22	-3	54	8
West Nile virus non-neuroinvasive disease	0	0	0	1	3	-2	4	8	-4	26	3
Yersiniosis (non pestis)	0	0	0	2	1	1	12	7	5	17	8
Zika virus disease, non-congenital	0	0	0	0	0	0	0	0	0	0	0

*Data are affected by significant reporting delays. **Recently NMDOH received a backlog of Hepatitis C (HCV) results that were not previously reported from 2019-2024. This backlog accounts for the increased HCV weekly counts seen in August 2024.