



**New Mexico Department of Health
2024 Weekly Infectious Disease Report
Week 33
August 11, 2024 - August 17, 2024**

This report is prepared by the Center for Health Protection (CHP) Infectious Disease Epidemiology Bureau (IDEB) for notifiable infectious diseases reported through the New Mexico Electronic Disease Surveillance Systems (NM-EDSS). NM-EDSS is a web-based system used by public health staff throughout the state to track investigations of suspected, probable and confirmed cases of notifiable infectious diseases. Data for the current year are provisional and subject to change upon the completion of ongoing disease investigations. Data for prior years are also subject to minor revisions due to corrections or identification of historical cases. Questions regarding the content of this report should be referred to the IDEB Surveillance Team at 1-833-SWNURSE or DOH-CoreSurveillance@doh.nm.gov.

For the latest STD data, please see: <https://www.nmhealth.org/about/phd/idb/std/data/>.

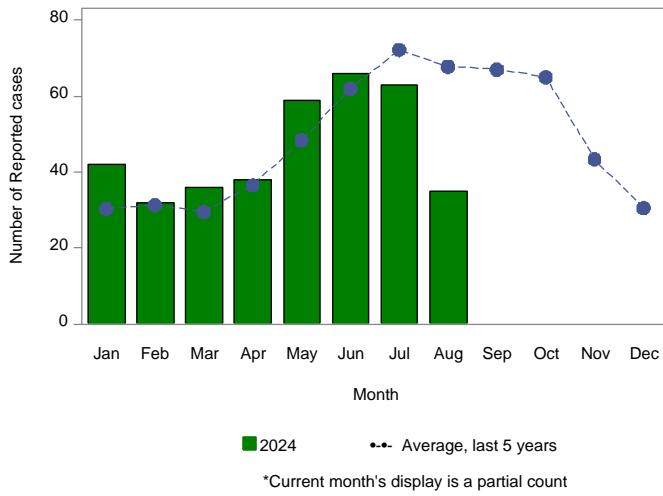
For the latest TB data, please see: <https://www.nmhealth.org/about/phd/idb/tbpp/data/>.

For the latest HIV data, please see: <https://www.nmhealth.org/about/erd/ideb/haep/data/>.

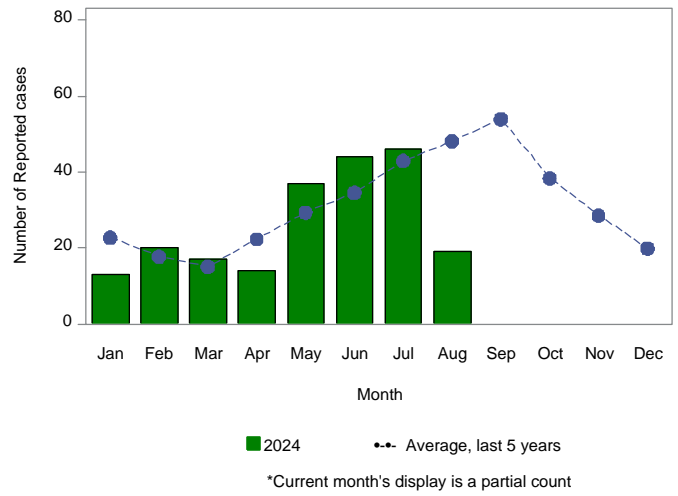
Monthly Trends for Selected Notifiable Infectious Diseases As of August 17, 2024

Includes probable and confirmed cases only.
Data for the current year are provisional and may change significantly upon the completion of ongoing investigations.
Data for prior years are also subject to minor revisions due to corrections or identification of historical cases.

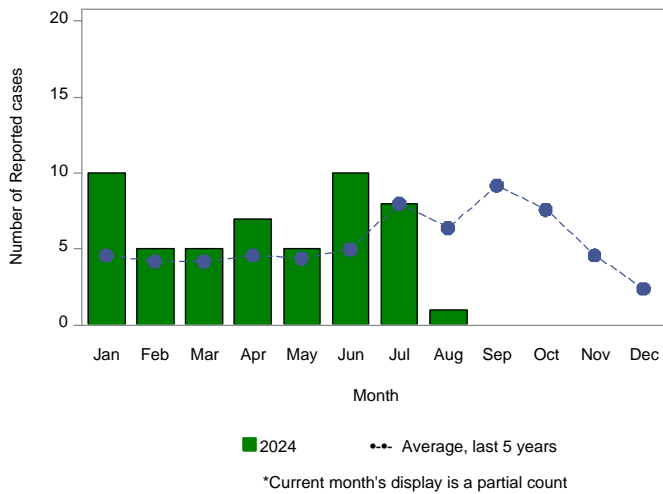
Number of Reported Cases of Campylobacteriosis by Month



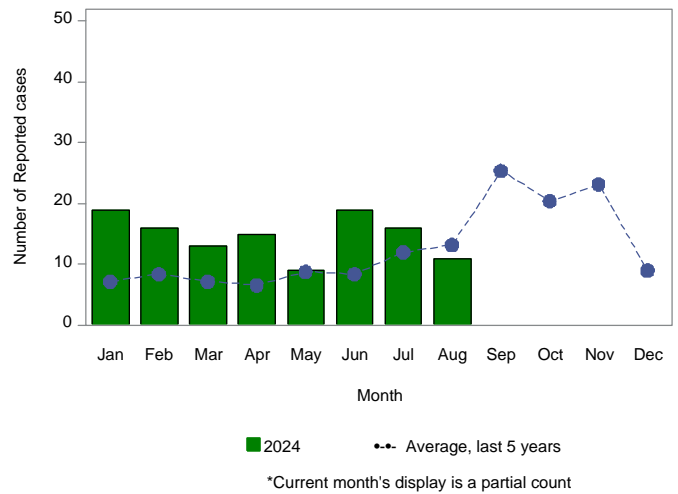
Number of Reported Cases of Salmonellosis by Month



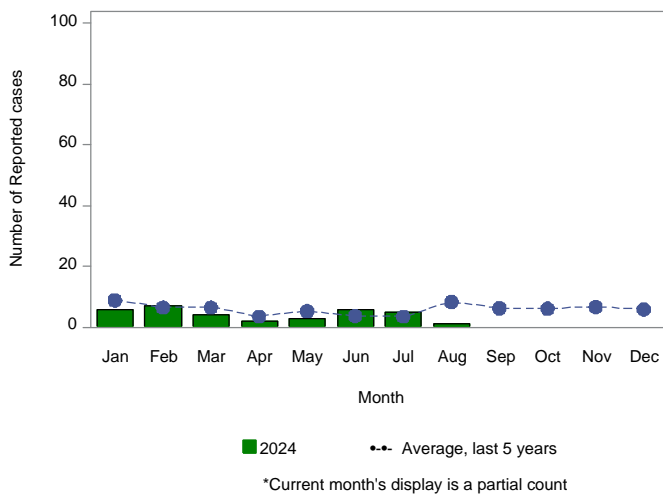
Number of Reported Cases of Giardiasis by Month



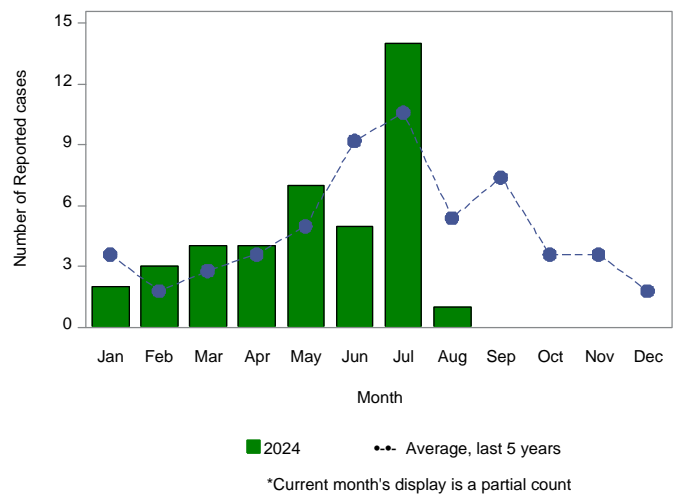
Number of Reported Cases of Shigellosis by Month



Number of Reported Cases of Pertussis by Month



Number of Reported Cases of Shiga toxin-producing E. coli by Month



Summary of Notifiable Infectious Diseases Reported to the New Mexico Electronic Disease Surveillance System (NM-EDSS) As of August 17, 2024

Includes probable and confirmed cases only.
Data for the current year are provisional and may change significantly upon the completion of ongoing investigations.
Data for prior years are also subject to minor revisions due to corrections or identification of historical cases.

Condition	This week	5-year weekly average	Week diff	Last 4 weeks	5-year 4-week average	Last 4 weeks diff	YTD 2024	5-year YTD average	YTD diff	Total 2023	Total 2022
2019 Corona Virus	1023	2252	-1229	4544	9149	-4605	22361	75945	-53584	56870	303009
Acute flaccid myelitis	0	0	0	0	0	0	1	0	1	0	0
Amebiasis	0	0	0	0	0	0	0	0	0	0	0
Anaplasma phagocytophilum	0	0	0	0	0	0	0	0	0	1	0
Botulism, foodborne	0	0	0	0	0	0	0	0	0	0	0
Botulism, infant	0	0	0	0	0	0	1	1	0	1	2
Botulism, wound	0	0	0	0	0	0	0	1	-1	1	1
Brucellosis	0	0	0	0	0	0	0	0	0	1	1
Campylobacteriosis	9	16	-7	51	62	-11	369	350	19	540	594
Chikungunya Virus	0	0	0	0	0	0	0	0	0	0	0
Chikungunya non-neuroinvasive disease	0	0	0	0	0	0	0	0	0	0	2
Cholera	0	0	0	0	0	0	0	0	0	1	0
Colorado Tick Fever	0	0	0	0	0	0	0	0	0	0	0
Cryptosporidiosis	4	2	2	13	7	6	39	36	3	71	83
Cyclosporiasis	0	0	0	0	1	-1	7	8	-1	8	7
Cysticercosis (Taenia solium)	0	0	0	0	0	0	0	1	-1	2	4
Dengue Fever	0	0	0	1	0	1	5	1	4	3	3
Ehrlichiosis, chaffeensis	0	0	0	0	0	0	0	0	0	0	0
Giardiasis	0	1	-1	2	6	-4	51	40	11	91	66
Group A Streptococcus, invasive	6	7	-1	33	28	5	408	295	113	596	518
Group B Streptococcus, invasive	4	6	-2	18	25	-7	186	167	19	292	251
Haemophilus influenzae, invasive	0	0	0	1	2	-1	24	26	-2	57	41
Hansen disease (Leprosy)	0	0	0	0	0	0	0	0	0	0	0
Hantavirus pulmonary syndrome	0	0	0	0	0	0	4	3	1	7	3
Hemolytic uremic synd,postdiarrheal	0	0	0	0	0	0	1	0	1	1	0
Hepatitis A, acute	0	0	0	0	1	-1	3	28	-25	7	8
Hepatitis B Viral Infection, Perinatal	0	0	0	0	0	0	0	1	-1	1	0
Hepatitis B virus infection, Chronic	0	2	-2	12	7	5	92	87	5	117	175
Hepatitis B, acute	0	0	0	0	0	0	9	3	6	13	4
Hepatitis C Virus Infection, chronic or resolved*	816	55	761	1767	231	1536	3187	1768	1419	2387	2604
Hepatitis C, acute	0	0	0	0	1	-1	0	7	-7	6	22
Hepatitis Delta co- or super-infection, acute	0	0	0	0	0	0	0	0	0	0	0
Hepatitis E, acute	0	0	0	0	0	0	0	1	-1	1	2
Influenza-associated Pediatric Mortality	0	0	0	0	0	0	2	1	1	1	4
Legionellosis	0	1	-1	2	3	-1	26	14	12	34	34
Listeriosis	0	0	0	0	0	0	1	2	-1	6	2

*Data are affected by significant reporting delays

Summary of Notifiable Infectious Diseases Reported to the New Mexico Electronic Disease Surveillance System (NM-EDSS) As of August 17, 2024

Includes probable and confirmed cases only.
Data for the current year are provisional and may change significantly upon the completion of ongoing investigations.
Data for prior years are also subject to minor revisions due to corrections or identification of historical cases.

Condition	This week	5-year weekly average	Week diff	Last 4 weeks	5-year 4-week average	Last 4 weeks diff	YTD 2024	5-year YTD average	YTD diff	Total 2023	Total 2022
Lyme disease	0	0	0	1	1	0	5	4	1	11	3
Malaria	0	0	0	0	0	0	0	1	-1	2	3
Measles (Rubeola)	0	0	0	0	0	0	2	0	2	0	0
Monkeypox	2	1	1	2	3	-1	4	5	-1	0	57
Multisystem Inflammatory Syndrome assoc COVID19	0	0	0	0	0	0	0	0	0	0	0
Mumps	0	1	-1	0	2	-2	0	5	-5	0	2
Necrotizing Fasciitis	0	0	0	0	0	0	1	4	-3	2	7
Neisseria meningitidis, invasive (Mening. disease)	0	0	0	0	0	0	1	0	1	0	0
Noroviruses	0	0	0	0	0	0	0	0	0	1	0
Pertussis	0	2	-2	4	6	-2	34	45	-11	41	47
Plague	0	0	0	0	1	-1	1	1	0	0	0
Q fever	0	0	0	0	0	0	1	1	0	0	2
Rabies, animal	0	1	-1	1	2	-1	7	11	-4	16	11
Relapsing Fever (tick-borne)	0	0	0	0	0	0	0	0	0	0	0
Rubella	0	0	0	0	0	0	0	0	0	0	0
Salmonellosis	4	12	-8	40	46	-6	207	219	-12	348	473
Shiga toxin-producing Escherichia coli (STEC)	0	1	-1	7	6	1	40	39	1	60	54
Shigellosis	4	3	1	15	12	3	114	67	47	192	253
Spotted Fever Rickettsiosis	0	0	0	0	1	-1	0	1	-1	3	0
Strep pneumoniae, invasive	0	3	-3	6	11	-5	295	211	84	458	420
Streptococcal toxic-shock syndrome	0	0	0	0	0	0	1	0	1	0	0
Tetanus	0	0	0	0	0	0	0	0	0	0	0
Toxic-shock syndrome, staphylococcal	0	0	0	0	0	0	0	0	0	0	0
Tularemia, Human	0	0	0	0	0	0	0	1	-1	0	0
Typhoid Fever (S. enteritica typhi)	0	0	0	0	1	-1	0	2	-2	4	1
Typhoid fever (Salmonella typhi) - 2018 and prior	0	0	0	0	0	0	0	0	0	0	0
Varicella (Chickenpox)	1	1	0	1	3	-2	27	28	-1	44	39
Vibriosis	0	0	0	1	1	0	6	3	3	0	5
West Nile virus neuroinvasive disease	0	2	-2	5	8	-3	5	10	-5	54	8
West Nile virus non-neuroinvasive disease	0	1	-1	0	4	-4	0	4	-4	26	3
Yersiniosis (non pestis)	1	0	1	1	1	0	10	6	4	17	8
Zika virus disease, non-congenital	0	0	0	0	0	0	0	0	0	0	0

*Data are affected by significant reporting delays