



**New Mexico Department of Health
2024 Weekly Infectious Disease Report
Week 15
April 7, 2024 - April 13, 2024**

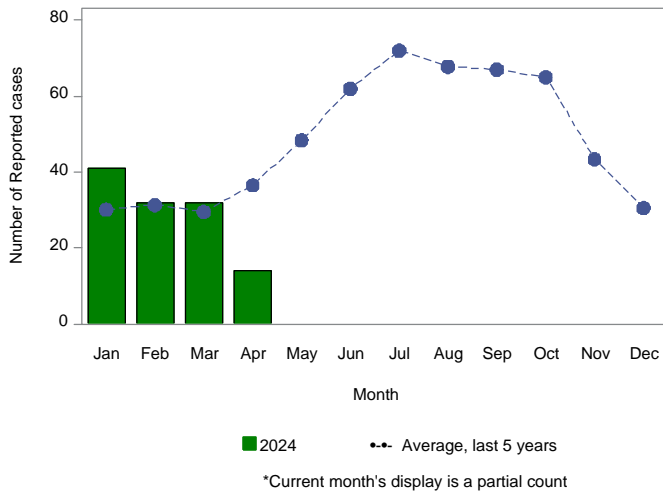
This report is prepared by the Epidemiology and Response Division (ERD) Infectious Disease Epidemiology Bureau (IDEB) for notifiable infectious diseases reported through the New Mexico Electronic Disease Surveillance Systems (NM-EDSS). NM-EDSS is a web-based system used by public health staff throughout the state to track investigations of suspected, probable and confirmed cases of notifiable infectious diseases. Data for the current year are provisional and subject to change upon the completion of ongoing disease investigations. Data for prior years are also subject to minor revisions due to corrections or identification of historical cases. Questions regarding the content of this report should be referred to the IDEB Surveillance Team at 505-827-0006.

Sexually Transmitted Diseases, Tuberculosis and HIV/AIDS data are currently reported through other systems. For information on these diseases, contact the responsible programs directly: Sexually Transmitted Diseases, 505-476-3636, Tuberculosis, 505-827-2471, HIV/AIDS, 505-476-3515.

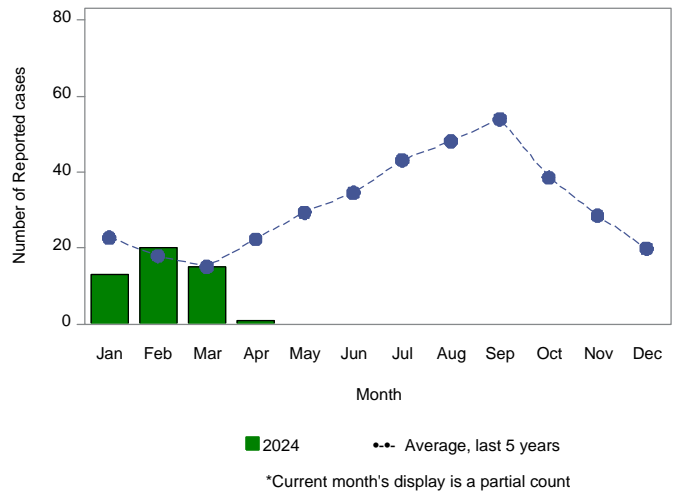
Monthly Trends for Selected Notifiable Infectious Diseases As of April 13, 2024

Includes probable and confirmed cases only.
Data for the current year are provisional and may change significantly upon the completion of ongoing investigations.
Data for prior years are also subject to minor revisions due to corrections or identification of historical cases.

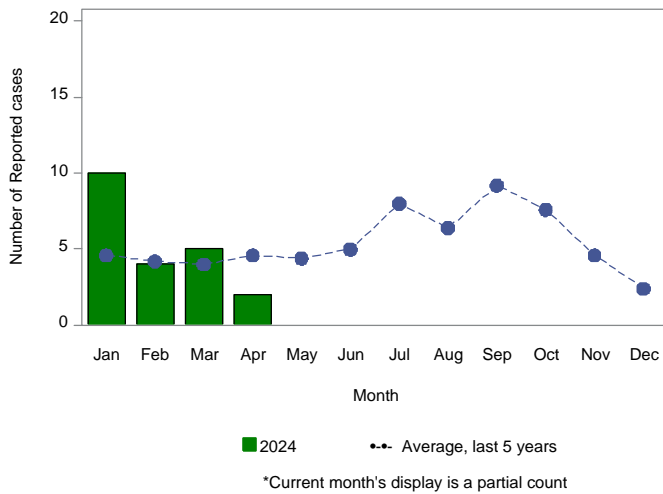
Number of Reported Cases of Campylobacteriosis by Month



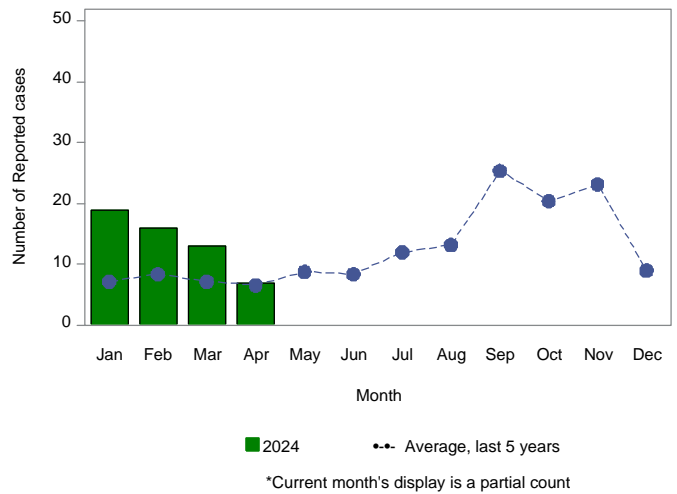
Number of Reported Cases of Salmonellosis by Month



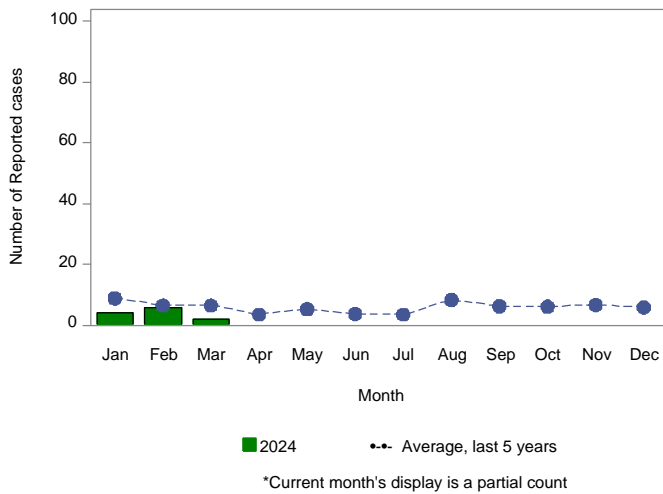
Number of Reported Cases of Giardiasis by Month



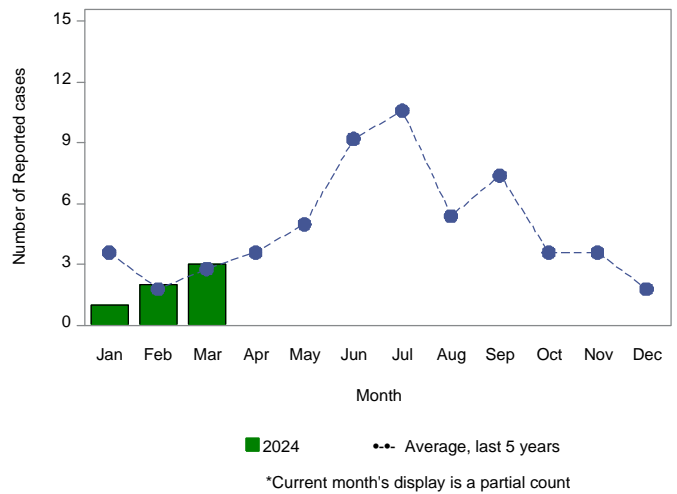
Number of Reported Cases of Shigellosis by Month



Number of Reported Cases of Pertussis by Month



Number of Reported Cases of Shiga toxin-producing E. coli by Month



Summary of Notifiable Infectious Diseases Reported to the New Mexico Electronic Disease Surveillance System (NM-EDSS) As of April 13, 2024

Includes probable and confirmed cases only.
Data for the current year are provisional and may change significantly upon the completion of ongoing investigations.
Data for prior years are also subject to minor revisions due to corrections or identification of historical cases.

Condition	This week	5-year weekly average	Week diff	Last 4 weeks	5-year 4-week average	Last 4 weeks diff	YTD 2024	5-year YTD average	YTD diff	Total 2023	Total 2022
2019 Corona Virus	299	890	-591	1500	3315	-1815	10525	45719	-35194	56891	302999
Acute flaccid myelitis	0	0	0	0	0	0	0	0	0	0	0
Amebiasis	0	0	0	0	0	0	0	0	0	0	0
Anaplasma phagocytophilum	0	0	0	0	0	0	0	0	0	1	0
Botulism, foodborne	0	0	0	0	0	0	0	0	0	0	0
Botulism, infant	0	0	0	0	0	0	0	0	0	1	2
Botulism, wound	0	0	0	0	0	0	0	0	0	1	1
Brucellosis	0	0	0	0	0	0	0	0	0	1	1
COVID-19 Additional Hospitalization	0	0	0	1	0	1	1	0	1	0	0
Campylobacteriosis	3	8	-5	30	31	-1	115	104	11	541	592
Chikungunya Virus	0	0	0	0	0	0	0	0	0	0	0
Chikungunya non-neuroinvasive disease	0	0	0	0	0	0	0	0	0	0	2
Cholera	0	0	0	0	0	0	0	0	0	1	0
Colorado Tick Fever	0	0	0	0	0	0	0	0	0	0	0
Cryptosporidiosis	0	1	-1	1	4	-3	10	12	-2	71	83
Cyclosporiasis	0	0	0	0	0	0	0	0	0	8	7
Cysticercosis (Taenia solium)	0	0	0	0	0	0	0	0	0	2	4
Dengue Fever	0	0	0	0	0	0	1	0	1	3	3
Ehrlichiosis, chaffeensis	0	0	0	0	0	0	0	0	0	0	0
Giardiasis	1	1	0	6	4	2	21	15	6	90	66
Group A Streptococcus, invasive	7	8	-1	50	37	13	208	141	67	527	517
Group B Streptococcus, invasive	5	5	0	23	18	5	90	69	21	270	248
Haemophilus influenzae, invasive	0	1	-1	1	4	-3	9	16	-7	50	41
Hansen disease (Leprosy)	0	0	0	0	0	0	0	0	0	0	0
Hantavirus pulmonary syndrome	0	0	0	0	0	0	1	1	0	7	3
Hemolytic uremic synd,postdiarrheal	0	0	0	0	0	0	0	0	0	0	0
Hepatitis A, acute	0	1	-1	1	6	-5	3	16	-13	8	7
Hepatitis B Viral Infection, Perinatal	0	0	0	0	0	0	0	0	0	1	0
Hepatitis B virus infection, Chronic	3	2	1	15	10	5	43	44	-1	121	170
Hepatitis B, acute	0	0	0	2	1	1	9	1	8	12	4
Hepatitis C Virus Infection, chronic or resolved*	14	49	-35	98	195	-97	527	786	-259	2347	2630
Hepatitis C, acute	0	0	0	0	1	-1	0	5	-5	5	21
Hepatitis Delta co- or super-infection, acute	0	0	0	0	0	0	0	0	0	0	0
Hepatitis E, acute	0	0	0	0	0	0	0	0	0	1	2
Influenza-associated Pediatric Mortality	0	0	0	0	0	0	1	1	0	4	1
Legionellosis	2	0	2	3	1	2	12	5	7	35	33

*Data are affected by significant reporting delays

Summary of Notifiable Infectious Diseases Reported to the New Mexico Electronic Disease Surveillance System (NM-EDSS) As of April 13, 2024

Includes probable and confirmed cases only.
Data for the current year are provisional and may change significantly upon the completion of ongoing investigations.
Data for prior years are also subject to minor revisions due to corrections or identification of historical cases.

Condition	This week	5-year weekly average	Week diff	Last 4 weeks	5-year 4-week average	Last 4 weeks diff	YTD 2024	5-year YTD average	YTD diff	Total 2023	Total 2022
Listeriosis	0	0	0	0	0	0	0	1	-1	6	2
Lyme disease	0	0	0	0	0	0	0	0	0	10	3
Malaria	0	0	0	0	0	0	0	0	0	2	3
Measles (Rubeola)	0	0	0	0	0	0	0	0	0	0	0
Monkeypox	0	0	0	0	0	0	2	0	2	0	57
Multisystem Inflammatory Syndrome assoc COVID19	0	0	0	0	0	0	0	0	0	0	0
Mumps	0	0	0	0	0	0	0	1	-1	0	2
Necrotizing Fasciitis	0	0	0	0	1	-1	0	2	-2	1	7
Neisseria meningitidis, invasive (Mening. disease)	0	0	0	0	0	0	1	0	1	0	0
Noroviruses	0	0	0	0	0	0	0	0	0	1	0
Pertussis	0	1	-1	1	4	-3	12	26	-14	41	47
Plague	0	0	0	0	0	0	1	0	1	0	0
Q fever	0	0	0	0	0	0	0	0	0	1	1
Rabies, animal	2	0	2	2	1	1	3	3	0	16	11
Relapsing Fever (tick-borne)	0	0	0	0	0	0	0	0	0	0	0
Rubella	0	0	0	0	0	0	0	0	0	0	0
Salmonellosis	0	5	-5	6	18	-12	46	66	-20	353	470
Shiga toxin-producing Escherichia coli (STEC)	0	1	-1	2	3	-1	6	11	-5	61	53
Shigellosis	3	2	1	9	6	3	51	25	26	192	253
Spotted Fever Rickettsiosis	0	0	0	0	0	0	0	0	0	3	0
Strep pneumoniae, invasive	6	7	-1	51	27	24	201	127	74	419	420
Streptococcal toxic-shock syndrome	0	0	0	0	0	0	0	0	0	0	0
Tetanus	0	0	0	0	0	0	0	0	0	0	0
Toxic-shock syndrome, staphylococcal	0	0	0	0	0	0	0	0	0	0	0
Tularemia, Human	0	0	0	0	0	0	0	0	0	0	0
Typhoid Fever (S. enteritica typhi)	0	0	0	0	0	0	0	1	-1	4	1
Typhoid fever (Salmonella typhi) - 2018 and prior	0	0	0	0	0	0	0	0	0	0	0
Varicella (Chickenpox)	1	1	0	3	4	-1	16	12	4	44	39
Vibriosis	1	0	1	1	0	1	2	0	2	1	5
West Nile virus neuroinvasive disease	0	0	0	0	0	0	0	0	0	54	8
West Nile virus non-neuroinvasive disease	0	0	0	0	0	0	0	0	0	26	3
Yersiniosis (non pestis)	0	0	0	1	1	0	4	2	2	16	8
Zika virus disease, non-congenital	0	0	0	0	0	0	0	0	0	0	0

*Data are affected by significant reporting delays