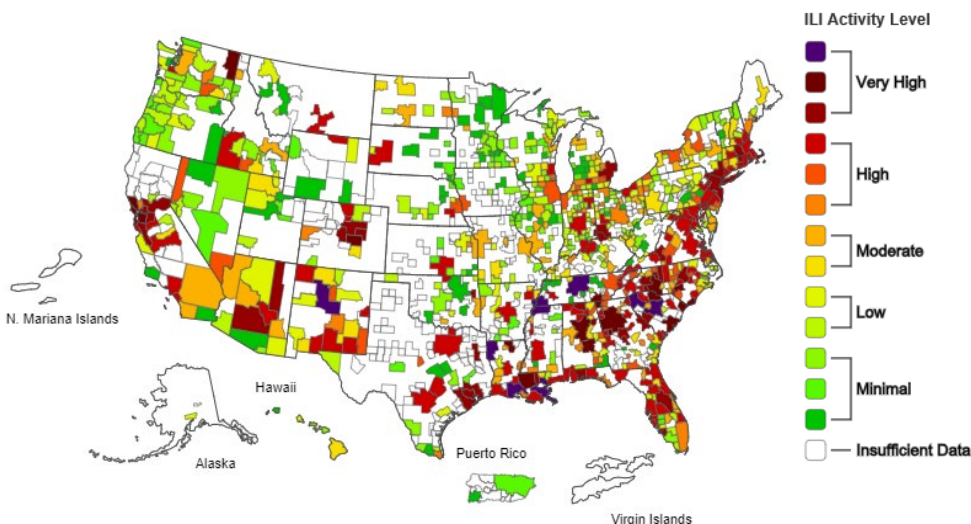


New Mexico Department of Health Influenza & Respiratory Disease Report, 2023-2024

2023-24 Influenza Season Week 1 ending January 06, 2024



Activity map* and national ILI report is available on [CDC FluView](https://www.cdc.gov/fluview/)

Please visit <https://cv.nmhealth.org> for COVID-19
Epidemiology Reports

For ILI and other respiratory illness data, please see
the [NM Viral Respiratory Infection Dashboard](#).

Summary of Activity: Week 1 December 31, 2023 - January 6th, 2024

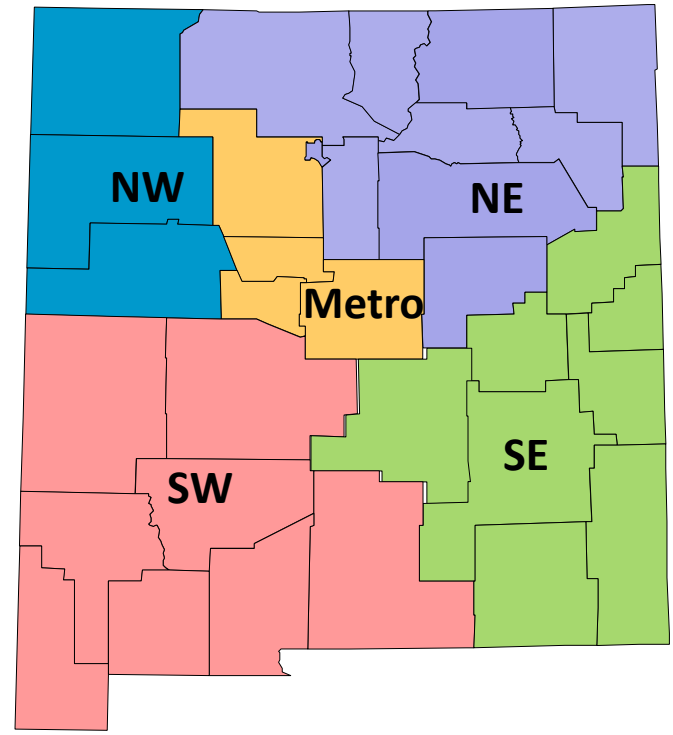
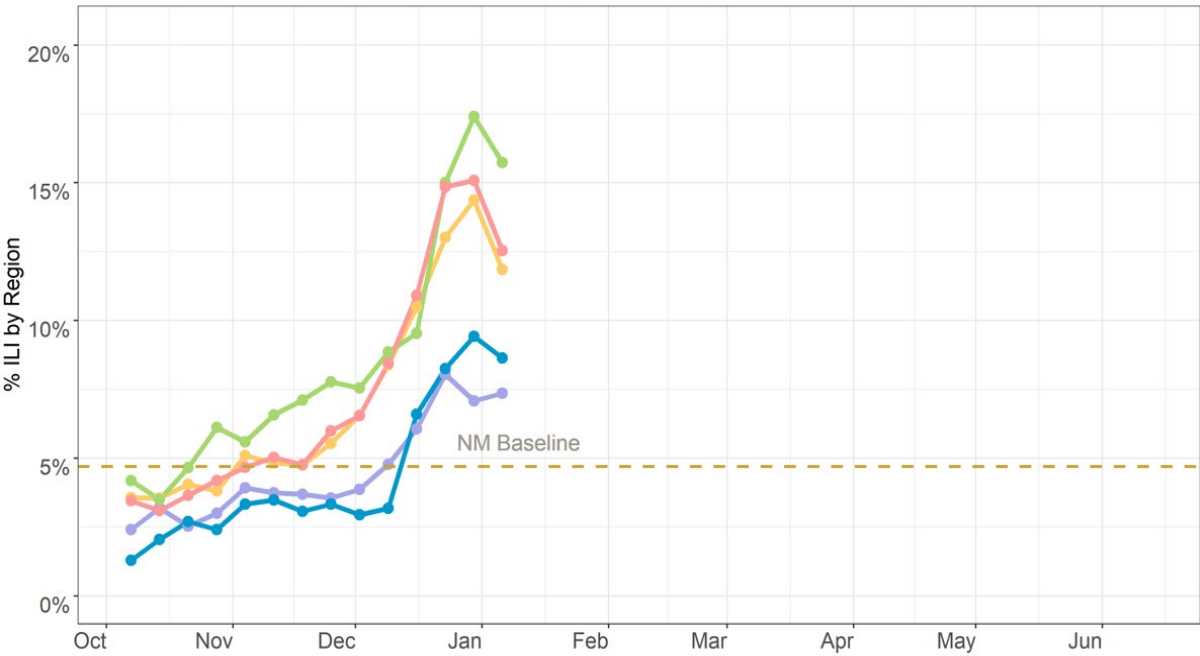
- New Mexico influenza-like illness (ILI) activity is currently 11.5% of patient visits statewide and is above the NM ILI baseline of 4.7%. All five NM health regions are above the NM baseline.
- US ILI is 5.7%, above the national ILI baseline of 2.9%
- ILI and confirmed flu cases remain high in the state. Respiratory disease is widespread nationwide.
- Seasonal influenza vaccination in New Mexico remains very low. Please plan to get your influenza and COVID-19 vaccinations.
- Long Term Care Facilities: No influenza outbreaks were reported this week.

Please note: Influenza-like illness is a syndrome of respiratory illness, including conditions like COVID-19, Respiratory Syncytial Virus (RSV), and other seasonal respiratory viruses.

*The ILI activity indicator map is based on a statistical calculation performed by CDC for each ILI surveillance site based on individual provider activity and baselines, adjusting for week-to-week variation. This calculation does not reflect the ILI level in New Mexico or the statewide ILI baseline.

Regional Influenza-Like Illness (ILI) Activity, 2023-2024

NM ILI Activity by Health Region, 2023-2024

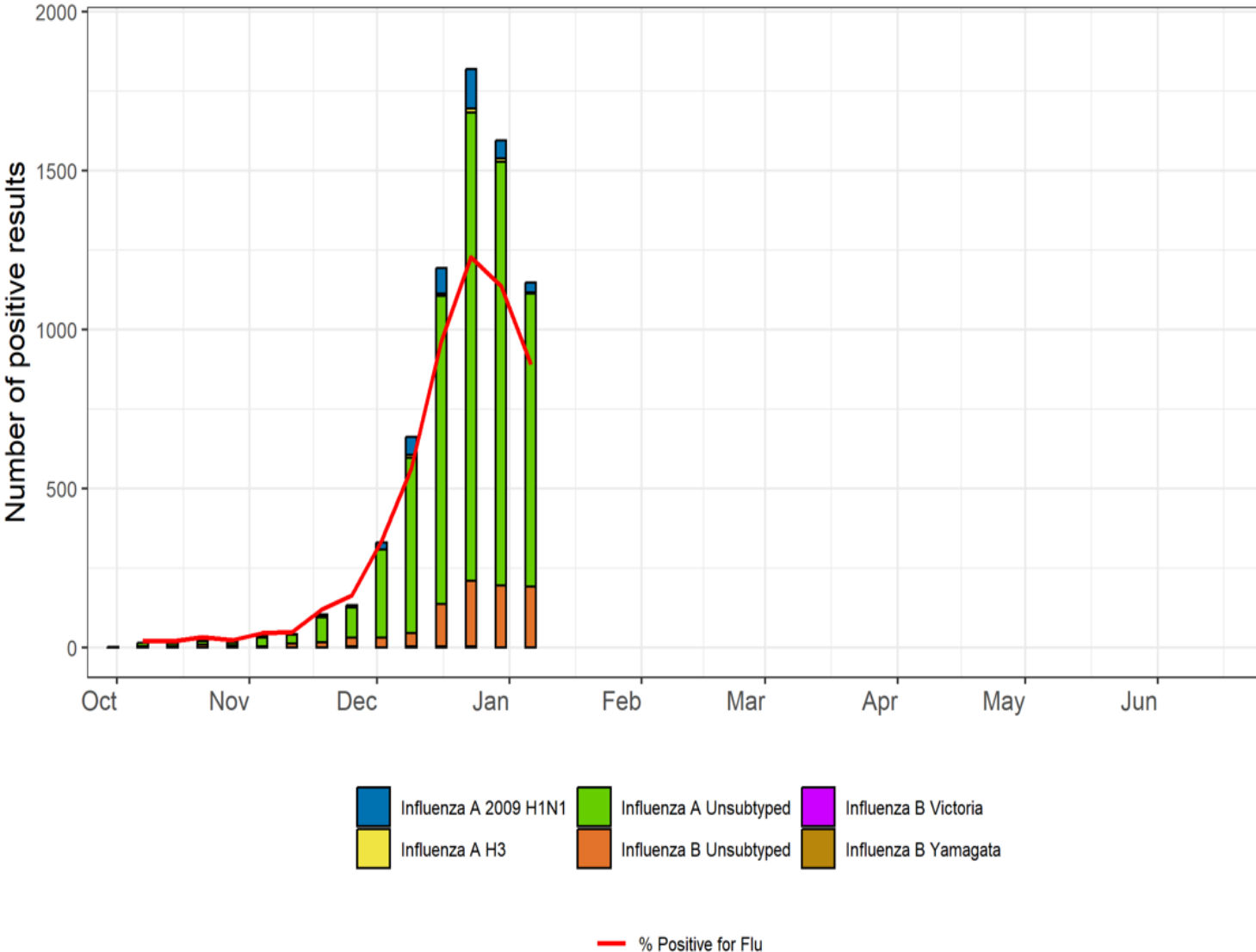


Region	This Week	Last Week	+ Rapid Flu*	+ PCR at State Lab	Total Tested at State Lab
Metro	11.8%	14.4%	No Data Available	0	0
NE	7.4%	7.1%	0	0	0
NW	8.6%	9.4%	2	0	0
SE	15.7%	17.4%	38	0	0
SW	12.5%	15.1%	1	0	0

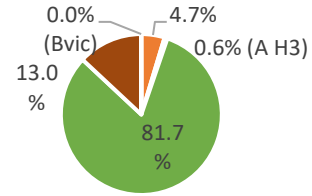
***PCR Testing:** Polymerase Chain Reaction (PCR) tests can identify the presence of influenza viral RNA in respiratory specimens. PCR testing is performed at various laboratories across New Mexico.

Laboratory Influenza Surveillance Data, 2023-2024

PCR Positive Results for Influenza

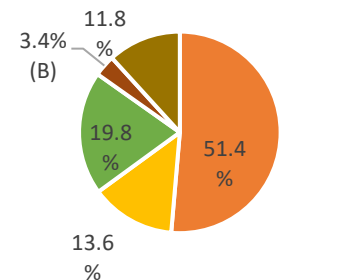


NM subtyping performed*



- A (2009 H1N1)
- A (H3)
- A (Subtyping not Performed)
- B
- Bvic

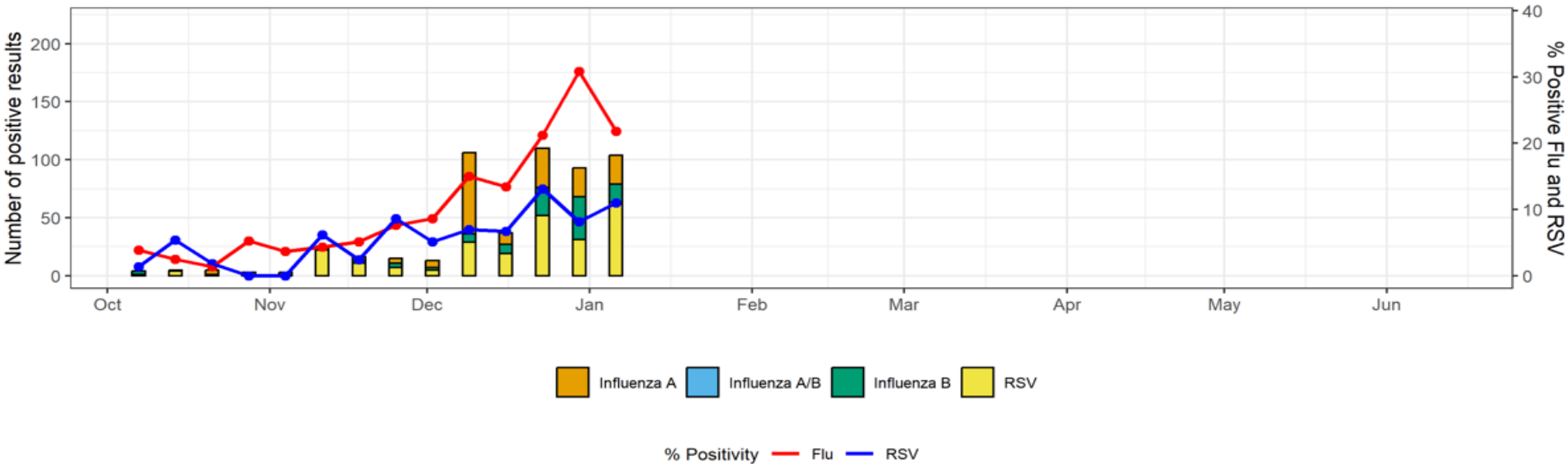
U.S. virus characterization performed at CDC*



- A (2009 H1N1)
- A (H3)
- A (Subtyping not Performed)
- B
- Bvic

*Virus Characterization is based on data from the three most recent MMWR weeks. Influenza types with zero specimens collected were excluded.

Rapid Antigen RSV and Influenza Test Data*, 2023-2024



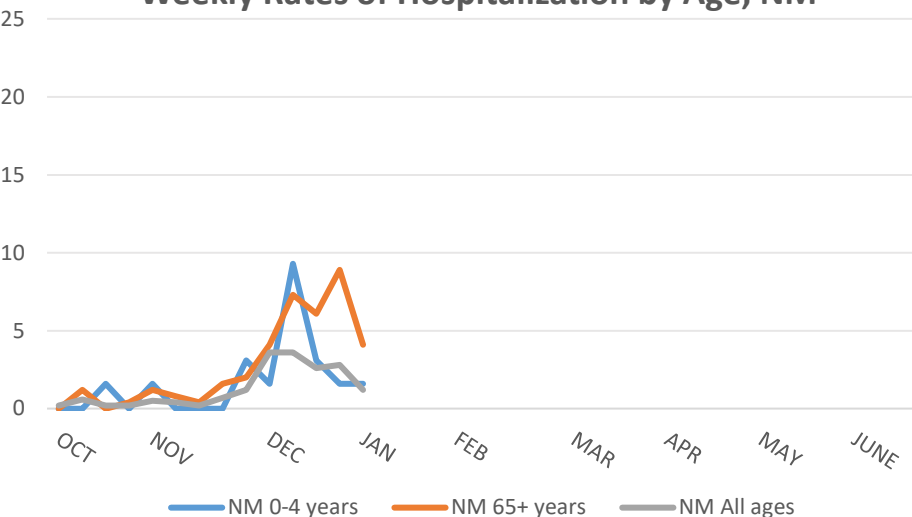
Rapid Influenza Diagnostic tests (RIDTs) are more likely to result in a false positive when community influenza activity is low. Early and late in the season, it is best to confirm a positive RIDT result by PCR.

Laboratory Sites Participating in Rapid Influenza Data Collection (Facility name, City)	
NW	Crownpoint Health Center, Crownpoint; Dzilth-Na-O-Dith-Hle Health Center, Bloomfield; San Juan Regional Medical Center, Farmington; Northern Navajo Medical Center, Shiprock; Rehoboth McKinley Christian Hospital, Gallup;
NE	Los Alamos Medical Center, Los Alamos; Children’s Clinic Los Alamos, Los Alamos; Christus St. Vincent’s Hospital, Santa Fe; Jicarilla Apache Health Care Clinic, Dulce; Taos Holy Cross Hospital, Taos
Metro	
SW	Gerald Champion Regional Medical Center, Alamogordo; Mimbres Memorial Hospital, Deming; Ben Archer Health Center, Columbus; Ben Archer Health Center – Dona Ana, Las Cruces; Ben Archer Health Center, Las Cruces; Mountain View Regional Medical Center, Las Cruces, La Clinica de Familia, Sunland Park
SE	Lea Regional Medical Center, Hobbs; Carlsbad Medical Center, Carlsbad; Artesia General Hospital, Artesia

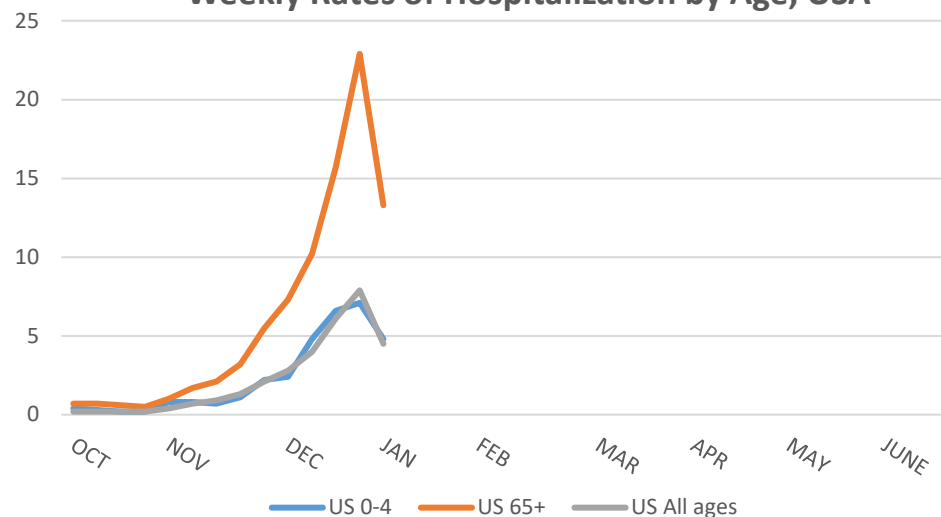
* Data reported to NMDOH via a weekly online survey

Weekly Influenza Hospitalization Rate, NM & US, 2023-2024*

Weekly Rates of Hospitalization by Age, NM

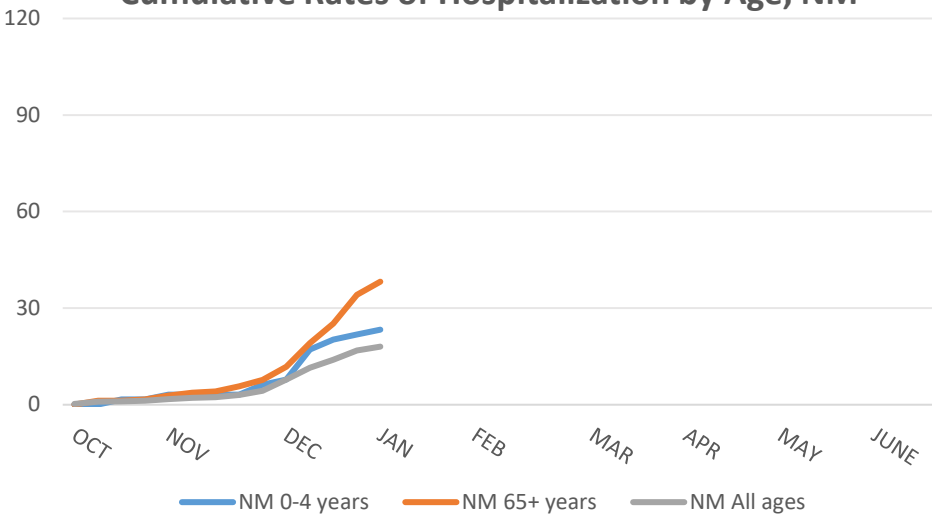


Weekly Rates of Hospitalization by Age, USA

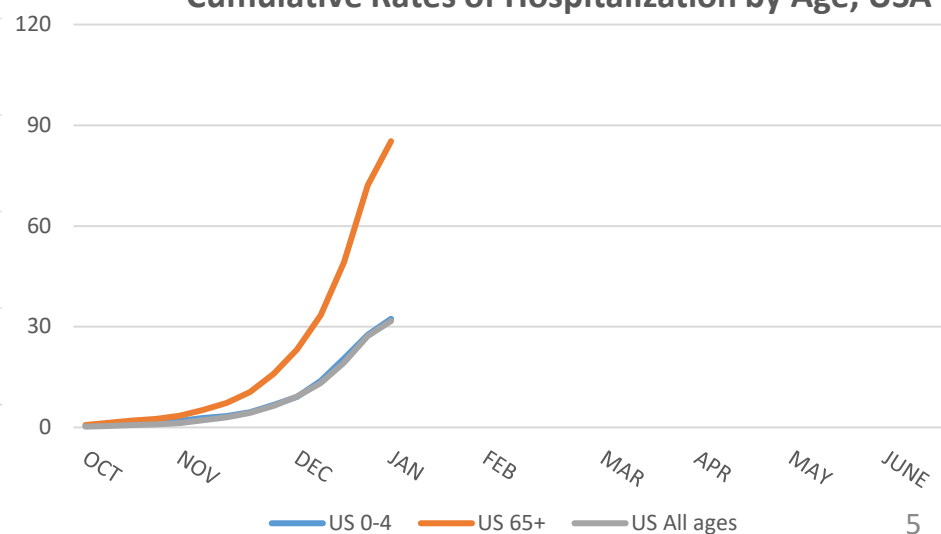


Cumulative Influenza Hospitalization Rate, NM&US, 2023-2024*

Cumulative Rates of Hospitalization by Age, NM



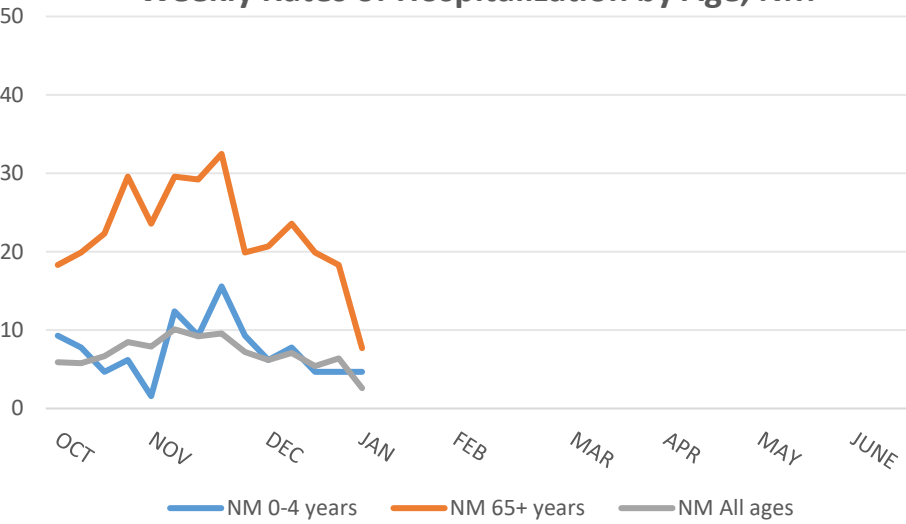
Cumulative Rates of Hospitalization by Age, USA



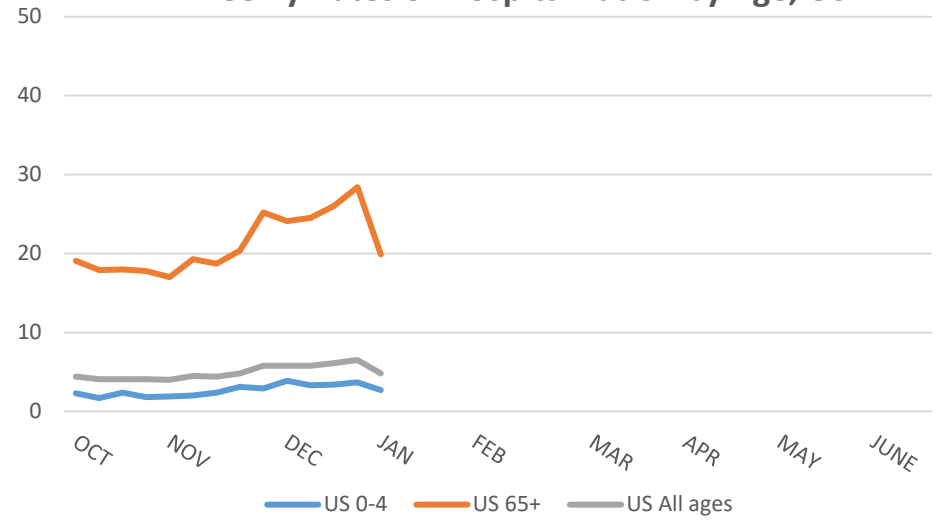
*Influenza data is derived from FluSurv-NET. Additional information on FluSurv-NET can be found here: [Laboratory-Confirmed Influenza Hospitalizations \(cdc.gov\)](https://www.cdc.gov/flu/surveillance/laboratory-confirmed-influenza-hospitalizations)

Weekly COVID-19 Hospitalization Rate, NM & US, 2023-2024*

Weekly Rates of Hospitalization by Age, NM

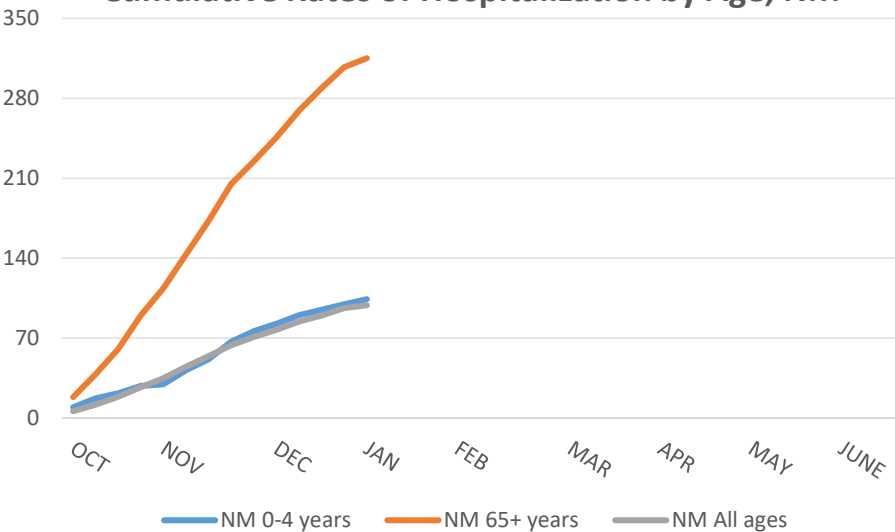


Weekly Rates of Hospitalization by Age, USA

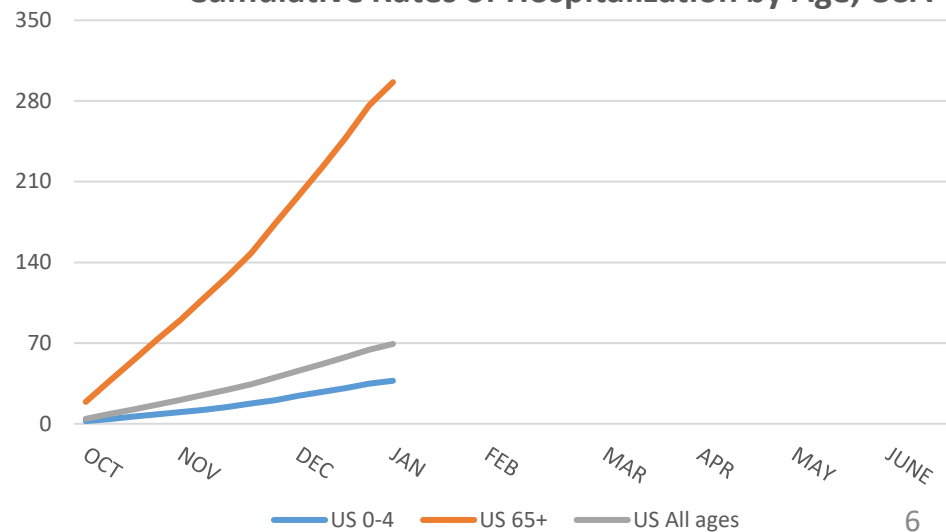


Cumulative COVID-19 Hospitalization Rate, NM&US, 2023-2024*

Cumulative Rates of Hospitalization by Age, NM



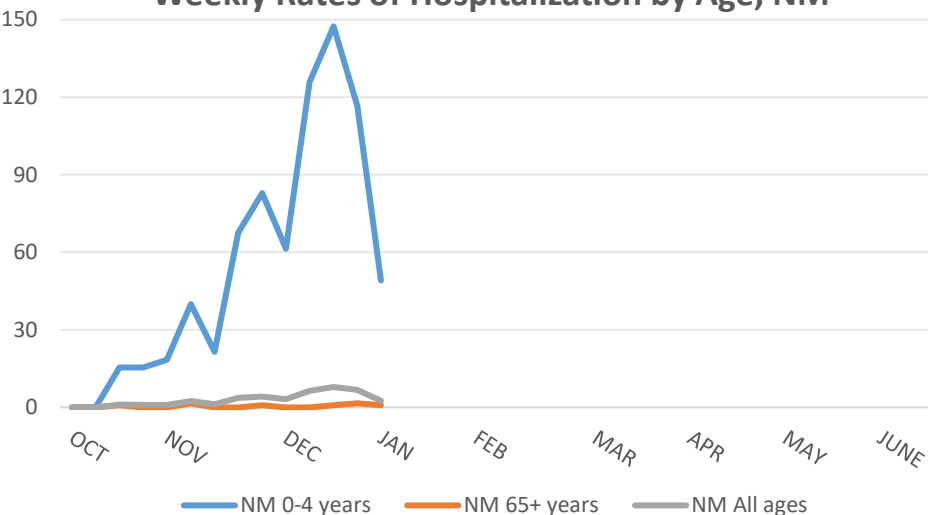
Cumulative Rates of Hospitalization by Age, USA



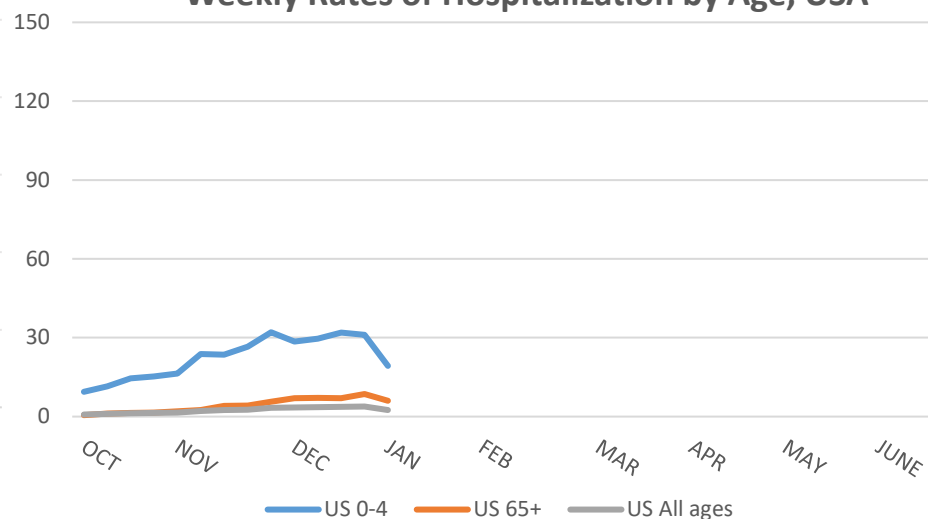
*COVID-19 data is derived from COVID-NET. Additional information on COVID-NET can be found here: [COVID-NET Interactive Dashboard | CDC](#)

Weekly RSV Hospitalization Rate, NM & US, 2023-2024*

Weekly Rates of Hospitalization by Age, NM

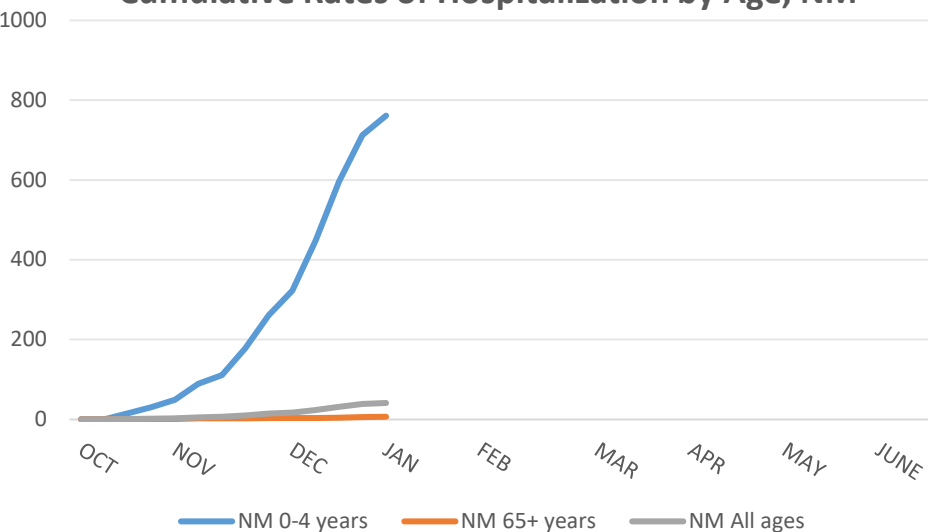


Weekly Rates of Hospitalization by Age, USA

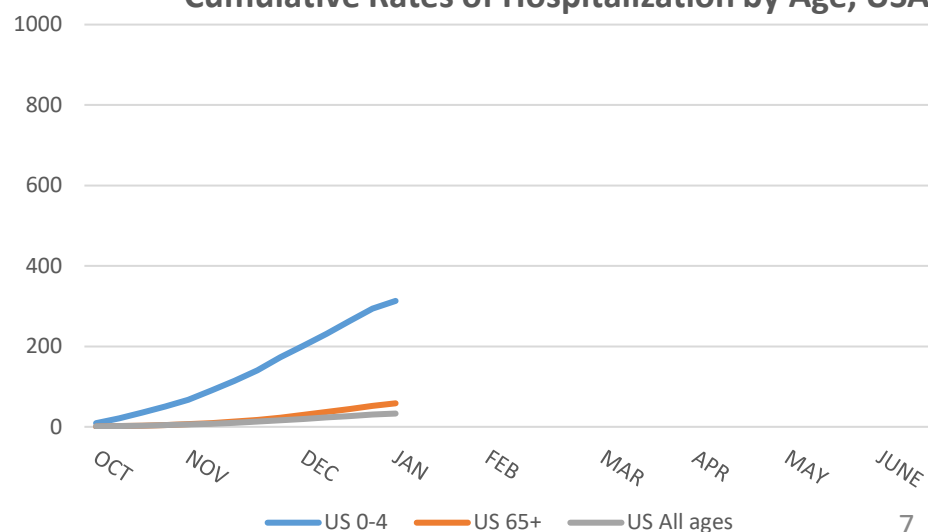


Cumulative RSV Hospitalization Rate, NM&US, 2023-2024*

Cumulative Rates of Hospitalization by Age, NM



Cumulative Rates of Hospitalization by Age, USA



*RSV data is derived from RSV-NET, which currently only covers hospitalizations of Bernalillo County residents. These rates may not be representative of the entire state.

Pneumonia and Influenza (P & I) Deaths, NM, 2019-2024*

Season	Pneumonia (P) Deaths	Adult Influenza (I) Deaths	Pediatric Influenza Deaths	Total P & I Deaths
2023-2024	57	5	0	62
2022-2023	179	83	2	264
2021-2022	180	16	1	197
2020-2021	157	3	0	160
2019-2020	187	62	5	254

Pneumonia death: Is defined as having a cause of death that is related to pneumonia & influenza (P & I) not including: aspiration pneumonia, pneumonitis, pneumococcal meningitis or pneumonia caused by COVID-19

Influenza death: Is defined as having a cause of death that is related to pneumonia & influenza (P & I) not including: parainfluenzae or *Haemophilus influenzae*.

* Death data is delayed up to 8 weeks, reporting period for each season is October 1 – May 15.

Influenza Vaccination Trends, NM, 2023-2024

Due to technical difficulties, influenza vaccination data are not available this week. Updated information will be provided when it becomes available again.

***Vaccination data are derived from New Mexico State Immunization Information System (NMSIIS). While this serves as a centralized database for reporting vaccinations, not all vaccination activities are reported. As a result, vaccination data presented here are likely an underestimate. The New Mexico Immunization program estimates approximately 80% of vaccinations are reported to NMSIIS. Population estimates are derived from the University of New Mexico Geospatial and Population Studies data which is available through the New Mexico Indicator Based Information System (NM-IBIS). Data are pulled on a weekly basis but should be considered preliminary.**

Additional Influenza Vaccination Information

Still Need to Get Your Flu Shot?

Flu Vaccine Finder:

<https://www.vaccines.gov/find-vaccines/>

Or

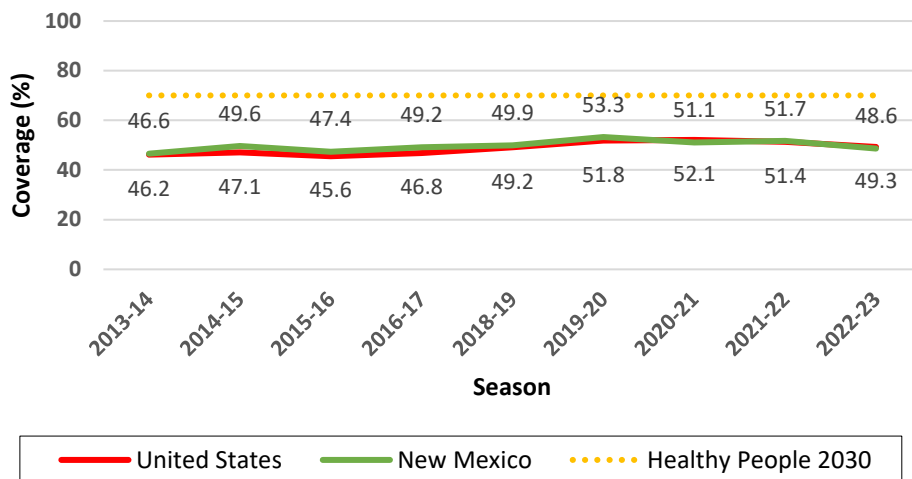
Contact your Primary Care Provider (PCP) or a local public health office (LPHO) near you:

<https://nmhealth.org/location/public/>

“Influenza is a serious disease that can lead to hospitalization and sometimes even death. Every flu season is different, and influenza infection can affect people differently, but millions of people get the flu every year, hundreds of thousands of people are hospitalized and thousands or tens of thousands of people die from flu-related causes every year. Even healthy people can get very sick from the flu and spread it to others. Flu-related hospitalizations since 2010 ranged from 140,000 to 710,000, while flu-related deaths are estimated to have ranged from 12,000 to 52,000. During flu season, flu viruses circulate at higher levels in the U.S. population in the United States can begin as early as October and last as late as May. An annual seasonal flu vaccine is the best way to reduce your risk of getting sick with seasonal flu and spreading it to others. When more people get vaccinated against the flu, less flu can spread through that community.”

-Centers for Disease Control and Prevention

New Mexico and National Vaccination Coverage by Season, Age >6 months, 2013-2023



For Additional Vaccine Information/resources:

FluVaxView:

<https://www.cdc.gov/flu/fluvoxview/index.htm>

Seasonal Influenza Vaccination Resources for Health Professionals:

<https://www.cdc.gov/flu/professionals/vaccination/index.htm>

Misconceptions about Flu Vaccines:

<https://www.cdc.gov/flu/about/qa/misconceptions.htm>

Data Notes

Health Region	Participating Sentinel Sites (Facility name, City)	Syndromic Surveillance Hospitals (Facility name, City)
Northwest	Acoma-Canoncito-Laguna Indian Health Services, Acoma; Dzilh Indian Health Services, Bloomfield	San Juan Regional Medical Center, Farmington; Cibola General Hospital, Grants
Northeast	Taos-Picuris Indian Health Services, Taos; Jicarilla Apache Indian Health Services, Dulce; Children’s Clinic PA, Los Alamos;	Alta Vista Regional Hospital, Las Vegas; Christus St. Vincent, Santa Fe; Los Alamos Medical Center, Los Alamos; Miners’ Colfax Medical Center, Raton; Union County General Hospital, Clayton; Guadalupe County Hospital, Santa Rosa; Presbyterian Hospital, Espanola
Metro	University of New Mexico Student Health Clinic, Albuquerque; Presbyterian Medical Group-Atrisco, Northside, Carmel Pediatric Urgent Care, Las Estancias Pediatric Urgent Care; DaVita Urgent Care, Journal Center	Lovelace Westside Hospital, Downtown Medical Center and Women’s Hospital, Albuquerque; UNM Health System, Albuquerque & Rio Rancho; Presbyterian Hospital, Kaseman and Rust Medical Center, Albuquerque & Rio Rancho; UNM Sandoval Regional Medical Center, Rio Rancho
Southwest	Gila Regional Medical Center, Silver City; Ben Archer Health Center –Columbus; Ben Archer Health Center Dona Ana - Las Cruces; Ben Archer Health Center –Las Cruces; Hidalgo Medical Services, Lordsburg; La Clinica de Familia, Sunland Park; La Clinica de Familia, Santa Teresa School Based Clinic, Santa Teresa; Mescalero Apache Indian Health Hospital, Mescalero	Mimbres Memorial Hospital, Deming; Mountain View Regional Medical Center, Las Cruces; Socorro General Hospital, Socorro; Gerald Champion Regional Medical Center, Alamogordo
Southeast	Roosevelt General Hospital Clinic, Portales;	Carlsbad Medical Center, Carlsbad; Eastern New Mexico Medical Center, Roswell; Lea Regional Medical Center, Hobbs; Artesia General Hospital, Artesia; Dan C Trigg Memorial Hospital, Tucumcari; Lincoln County Medical Center, Ruidoso; Lovelace Regional Hospital; Roswell; Nor-Lea Hospital District, Lovington; Plains Regional Medial Center, Clovis;

In accordance with New Mexico Administrative Code (NMAC) 7.4.3.13 Influenza is a reportable condition for the following:

- Influenza, laboratory confirmed hospitalizations only
- Influenza-associated pediatric death
- Acute illness or condition of any type involving large numbers of persons in the same geographic area (outbreaks)
- Other illnesses or condition of public health significance (novel influenza A)

For more information on reportable conditions please visit:

<http://164.64.110.134/parts/title07/07.004.0003.html>

Found at the New Mexico State Records Center and Archives - Commission for Public Records



Report published by New Mexico Department of Health (NMDOH), Epidemiology and Response Division (ERD) Infectious Disease Epidemiology Bureau (IDEB)

For questions, please call 505-827-0006. For more information on influenza go to the NMDOH web page:

<https://nmhealth.org/about/erd/ideb/isp/> Or The CDC web page: <http://www.cdc.gov/flu/index.htm>