



**New Mexico Department of Health  
2022 Weekly Infectious Disease Report  
Week 50  
December 11, 2022 - December 17, 2022**

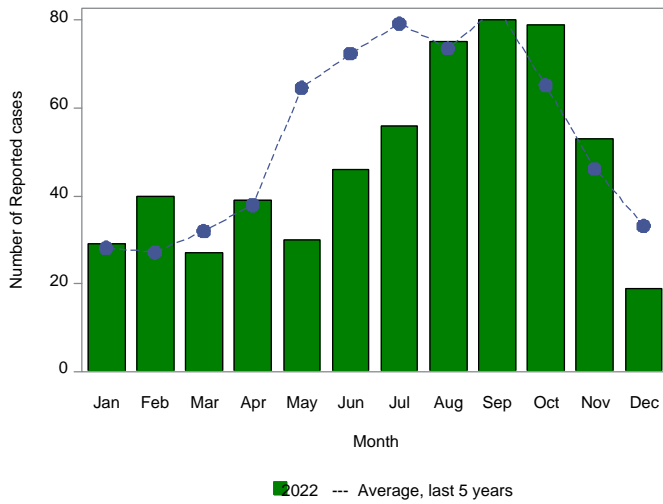
This report is prepared by the Epidemiology and Response Division (ERD) Infectious Disease Epidemiology Bureau (IDEB) for notifiable infectious diseases reported through the New Mexico Electronic Disease Surveillance Systems (NM-EDSS). NM-EDSS is a web-based system used by public health staff throughout the state to track investigations of suspected, probable and confirmed cases of notifiable infectious diseases. Data for the current year are provisional and subject to change upon the completion of ongoing disease investigations. Data for prior years are also subject to minor revisions due to corrections or identification of historical cases. Questions regarding the content of this report should be referred to the IDEB Surveillance Team at 505-827-0006.

Sexually Transmitted Diseases, Tuberculosis and HIV/AIDS data are currently reported through other systems. For information on these diseases, contact the responsible programs directly: Sexually Transmitted Diseases, 505-476-3611, Tuberculosis, 505-827-2500, HIV/AIDS, 505-476-3515.

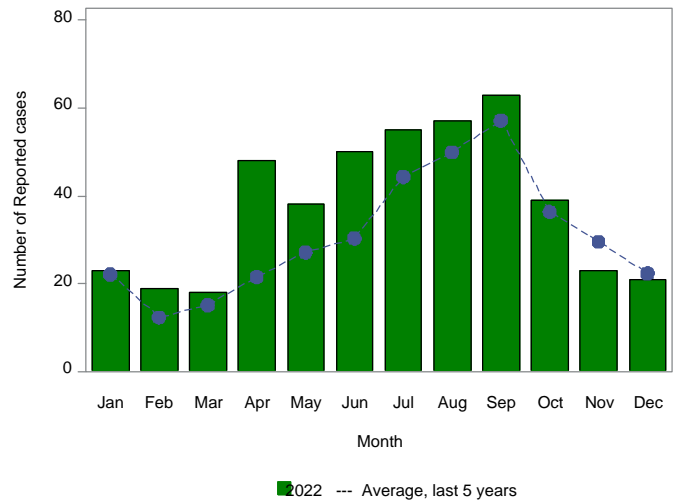
# Monthly Trends for Selected Notifiable Infectious Diseases As of December 17, 2022

Includes probable and confirmed cases only.  
Data for the current year are provisional and may change significantly upon the completion of ongoing investigations.  
Data for prior years are also subject to minor revisions due to corrections or identification of historical cases.

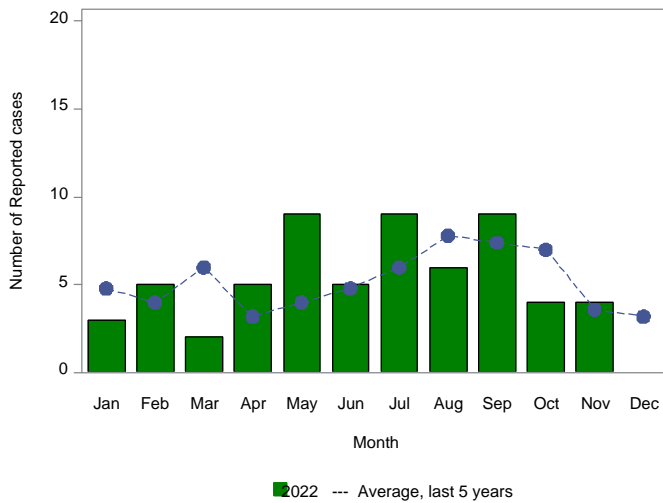
**Number of Reported Cases of Campylobacteriosis by Month**



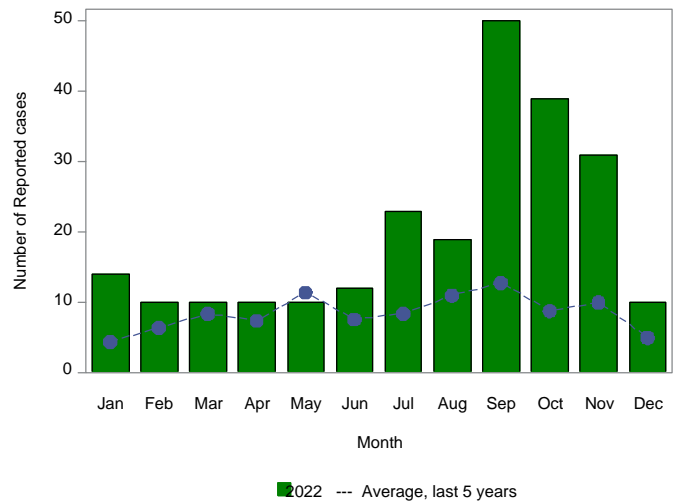
**Number of Reported Cases of Salmonellosis by Month**



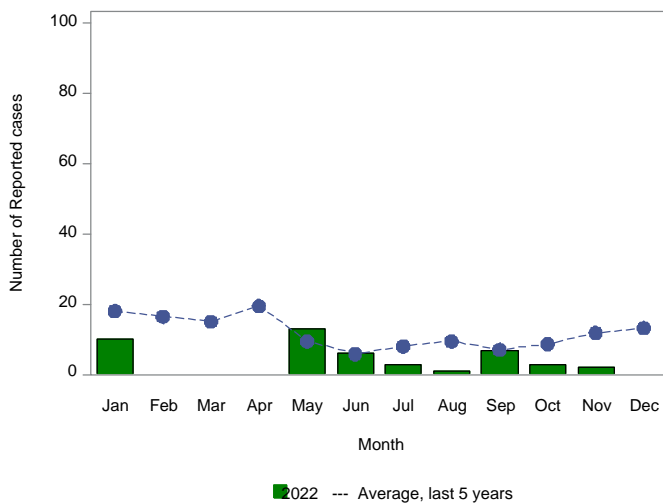
**Number of Reported Cases of Giardiasis by Month**



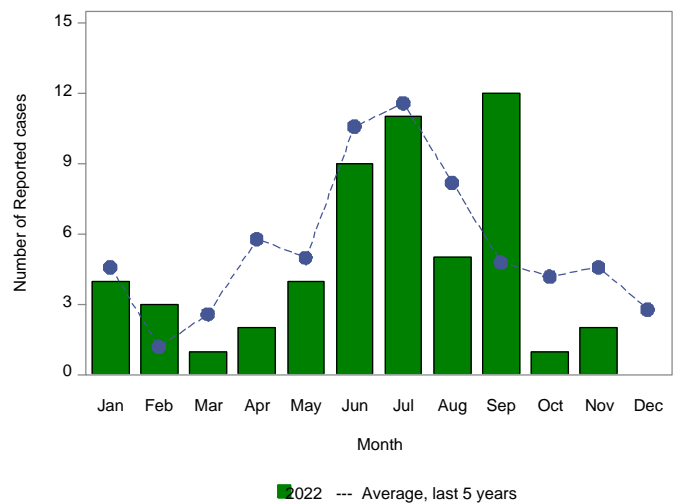
**Number of Reported Cases of Shigellosis by Month**



**Number of Reported Cases of Pertussis by Month**



**Number of Reported Cases of Shiga toxin-producing E. coli by Month**



## Summary of Notifiable Infectious Diseases Reported to the New Mexico Electronic Disease Surveillance System (NM-EDSS) As of December 17, 2022

Includes probable and confirmed cases only.  
Data for the current year are provisional and may change significantly upon the completion of ongoing investigations.  
Data for prior years are also subject to minor revisions due to corrections or identification of historical cases.

Condition	This week	5-year weekly average	Week diff	Last 4 weeks	5-year 4-week average	Last 4 weeks diff	YTD 2022	5-year YTD average	YTD diff	Total 2021	Total 2020
2019 Corona Virus	2545	4216	-1671	14637	16912	-2275	293515	63018	230497	208921	149670
Acute flaccid myelitis	0	0	0	0	0	0	0	0	0	0	0
Amebiasis	0	0	0	0	0	0	0	0	0	0	0
Botulism, foodborne	0	0	0	0	0	0	0	0	0	0	0
Botulism, infant	0	0	0	0	0	0	2	1	1	2	1
Botulism, wound	0	0	0	0	0	0	1	2	-1	5	1
Brucellosis	0	0	0	0	0	0	1	1	0	2	0
Campylobacteriosis	5	9	-4	21	38	-17	571	628	-57	663	459
Chikungunya Virus	0	0	0	0	0	0	0	1	-1	1	0
Chikungunya non-neuroinvasive disease	0	0	0	0	0	0	1	0	1	0	0
Cholera	0	0	0	0	0	0	0	0	0	1	0
Colorado Tick Fever	0	0	0	0	0	0	0	0	0	0	0
Cryptosporidiosis	0	1	-1	3	3	0	81	78	3	66	36
Cyclosporiasis	0	0	0	0	0	0	7	8	-1	12	6
Cysticercosis (Taenia solium)	0	0	0	0	0	0	3	1	2	0	1
Dengue Fever	0	0	0	0	0	0	3	1	2	0	1
Ehrlichiosis, chaffeensis	0	0	0	0	0	0	0	0	0	0	0
Giardiasis	0	1	-1	0	2	-2	64	59	5	41	47
Group A Streptococcus, invasive	6	7	-1	31	27	4	359	333	26	403	320
Group B Streptococcus, invasive	2	4	-2	19	14	5	187	227	-40	219	231
Haemophilus influenzae, invasive	0	1	-1	4	4	0	36	40	-4	21	29
Hansen disease (Leprosy)	0	0	0	0	0	0	0	0	0	0	0
Hantavirus pulmonary syndrome	0	0	0	0	0	0	2	2	0	1	1
Hemolytic uremic synd,postdiarrheal	0	0	0	0	0	0	0	1	-1	0	0
Hepatitis A, acute	0	1	-1	0	2	-2	7	35	-28	7	9
Hepatitis B Viral Infection, Perinatal	0	0	0	0	0	0	0	1	-1	1	0
Hepatitis B virus infection, Chronic	6	3	3	9	10	-1	135	132	3	131	104
Hepatitis B, acute	1	0	1	1	0	1	4	2	2	3	0
Hepatitis C Virus Infection, chronic or resolved*	47	38	9	125	162	-37	1699	2043	-344	707	601
Hepatitis C, acute	0	0	0	0	1	-1	23	15	8	0	1
Hepatitis Delta co- or super-infection, acute	0	0	0	0	0	0	0	0	0	0	0
Hepatitis E, acute	0	0	0	0	0	0	2	0	2	0	0
Influenza-associated Pediatric Mortality	0	0	0	0	0	0	1	2	-1	0	3
Legionellosis	0	0	0	0	1	-1	29	19	10	23	17
Listeriosis	0	0	0	0	0	0	2	3	-1	3	4
Lyme disease	0	0	0	0	0	0	3	3	0	2	0

\*Data are affected by significant reporting delays

## Summary of Notifiable Infectious Diseases Reported to the New Mexico Electronic Disease Surveillance System (NM-EDSS) As of December 17, 2022

Includes probable and confirmed cases only.  
Data for the current year are provisional and may change significantly upon the completion of ongoing investigations.  
Data for prior years are also subject to minor revisions due to corrections or identification of historical cases.

Condition	This week	5-year weekly average	Week diff	Last 4 weeks	5-year 4-week average	Last 4 weeks diff	YTD 2022	5-year YTD average	YTD diff	Total 2021	Total 2020
Malaria	0	0	0	0	0	0	3	2	1	1	1
Measles (Rubeola)	0	0	0	0	0	0	0	0	0	1	0
Monkeypox	1	0	1	3	0	3	55	0	55	0	0
Multisystem Inflammatory Syndrome assoc COVID19	0	0	0	0	0	0	0	2	-2	7	3
Mumps	0	0	0	0	0	0	3	11	-8	4	0
Necrotizing Fasciitis	0	0	0	1	0	1	4	6	-2	10	6
Neisseria meningitidis, invasive (Mening. disease)	0	0	0	0	0	0	0	1	-1	1	0
Pertussis	0	3	-3	3	10	-7	45	138	-93	31	62
Plague	0	0	0	0	0	0	0	2	-2	1	4
Q fever	0	0	0	0	0	0	0	2	-2	3	0
Rabies, animal	0	0	0	1	0	1	11	16	-5	8	19
Relapsing Fever (tick-borne)	0	0	0	0	0	0	0	0	0	0	0
Rubella	0	0	0	0	0	0	0	0	0	0	0
Salmonellosis	6	5	1	21	23	-2	455	361	94	389	298
Shiga toxin-producing Escherichia coli (STEC)	0	1	-1	1	4	-3	53	65	-12	42	37
Shigellosis	2	1	1	13	6	7	249	100	149	125	53
Spotted Fever Rickettsiosis	0	0	0	0	0	0	0	2	-2	0	3
Strep pneumoniae, invasive	17	6	11	53	21	32	325	253	72	191	189
Streptococcal toxic-shock syndrome	0	0	0	0	0	0	0	0	0	0	0
Tetanus	0	0	0	0	0	0	0	0	0	0	0
Toxic-shock syndrome, staphylococcal	0	0	0	0	0	0	0	0	0	0	0
Tularemia, Human	0	0	0	0	0	0	0	2	-2	0	1
Typhoid Fever (S. enteritica typhi)	0	0	0	0	0	0	3	1	2	4	0
Typhoid fever (Salmonella typhi) - 2018 and prior	0	0	0	0	0	0	0	0	0	0	0
Varicella (Chickenpox)	0	1	-1	3	3	0	37	49	-12	22	23
Vibriosis	0	0	0	0	0	0	4	6	-2	5	4
West Nile virus neuroinvasive disease	0	0	0	0	0	0	8	18	-10	30	7
West Nile virus non-neuroinvasive disease	0	0	0	0	0	0	3	6	-3	4	1
Yersiniosis (non pestis)	0	0	0	0	0	0	6	7	-1	7	4
Zika virus disease, non-congenital	0	0	0	0	0	0	0	0	0	0	0

\*Data are affected by significant reporting delays