



**New Mexico Department of Health
2022 Weekly Infectious Disease Report
Week 42
October 16, 2022 - October 22, 2022**

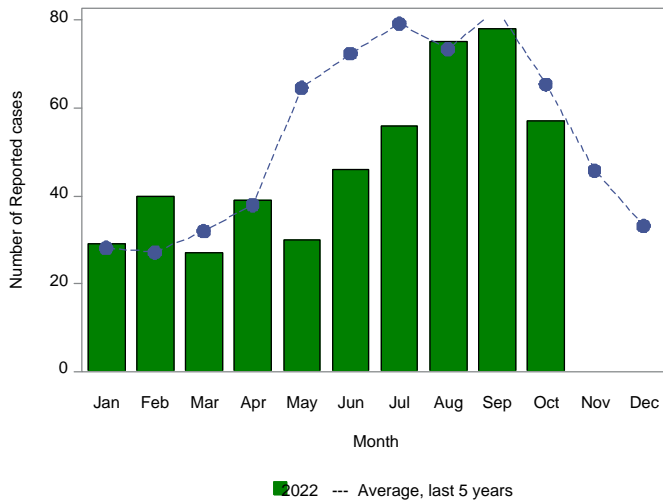
This report is prepared by the Epidemiology and Response Division (ERD) Infectious Disease Epidemiology Bureau (IDEB) for notifiable infectious diseases reported through the New Mexico Electronic Disease Surveillance Systems (NM-EDSS). NM-EDSS is a web-based system used by public health staff throughout the state to track investigations of suspected, probable and confirmed cases of notifiable infectious diseases. Data for the current year are provisional and subject to change upon the completion of ongoing disease investigations. Data for prior years are also subject to minor revisions due to corrections or identification of historical cases. Questions regarding the content of this report should be referred to the IDEB Surveillance Team at 505-827-0006.

Sexually Transmitted Diseases, Tuberculosis and HIV/AIDS data are currently reported through other systems. For information on these diseases, contact the responsible programs directly: Sexually Transmitted Diseases, 505-476-3611, Tuberculosis, 505-827-2500, HIV/AIDS, 505-476-3515.

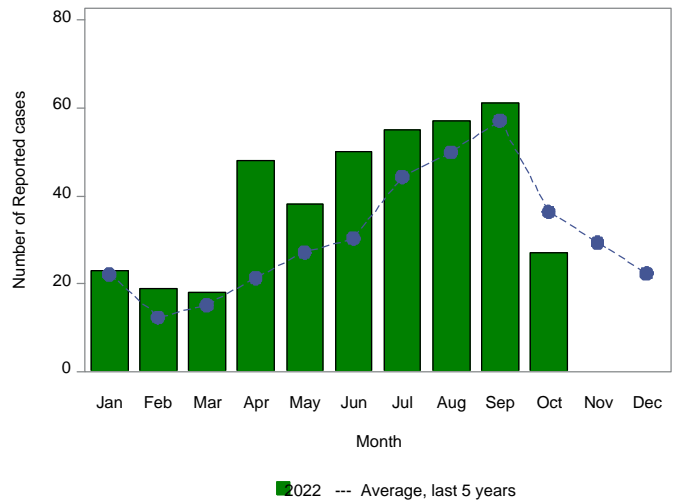
Monthly Trends for Selected Notifiable Infectious Diseases As of October 22, 2022

Includes probable and confirmed cases only.
Data for the current year are provisional and may change significantly upon the completion of ongoing investigations.
Data for prior years are also subject to minor revisions due to corrections or identification of historical cases.

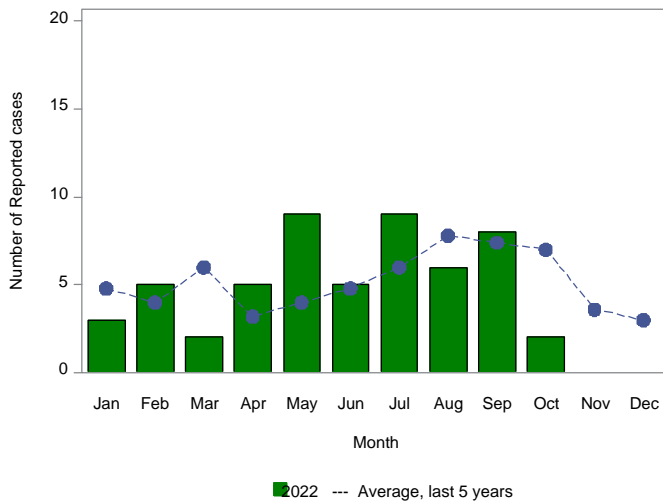
Number of Reported Cases of Campylobacteriosis by Month



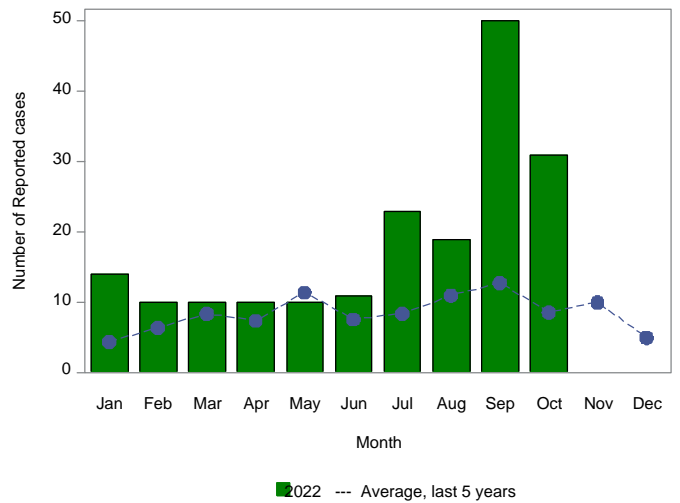
Number of Reported Cases of Salmonellosis by Month



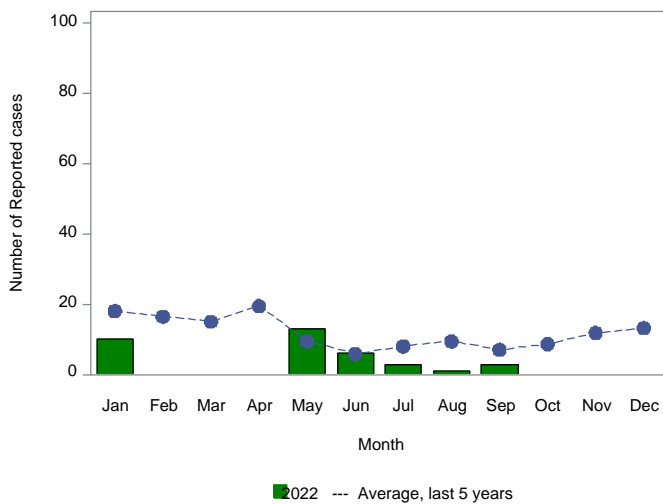
Number of Reported Cases of Giardiasis by Month



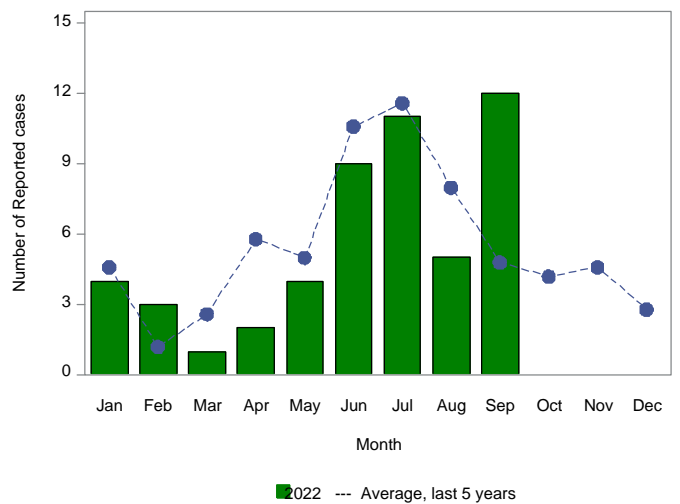
Number of Reported Cases of Shigellosis by Month



Number of Reported Cases of Pertussis by Month



Number of Reported Cases of Shiga toxin-producing E. coli by Month



Summary of Notifiable Infectious Diseases Reported to the New Mexico Electronic Disease Surveillance System (NM-EDSS) As of October 22, 2022

Includes probable and confirmed cases only.
Data for the current year are provisional and may change significantly upon the completion of ongoing investigations.
Data for prior years are also subject to minor revisions due to corrections or identification of historical cases.

Condition	This week	5-year weekly average	Week diff	Last 4 weeks	5-year 4-week average	Last 4 weeks diff	YTD 2022	5-year YTD average	YTD diff	Total 2021	Total 2020
2019 Corona Virus	2272	2061	211	7601	6368	1233	261215	32520	228695	208923	149849
Acute flaccid myelitis	0	0	0	0	0	0	0	0	0	0	0
Amebiasis	0	0	0	0	0	0	0	0	0	0	0
Botulism, foodborne	0	0	0	0	0	0	0	0	0	0	0
Botulism, infant	0	0	0	0	0	0	1	1	0	2	1
Botulism, wound	0	0	0	0	0	0	1	2	-1	5	1
Brucellosis	0	0	0	0	0	0	0	0	0	2	0
Campylobacteriosis	19	15	4	82	67	15	473	547	-74	662	459
Chikungunya Virus	0	0	0	0	0	0	0	1	-1	1	0
Chikungunya non-neuroinvasive disease	0	0	0	0	0	0	1	0	1	0	0
Cholera	0	0	0	0	0	0	0	0	0	1	0
Colorado Tick Fever	0	0	0	0	0	0	0	0	0	0	0
Cryptosporidiosis	1	2	-1	9	13	-4	71	71	0	66	36
Cyclosporiasis	0	0	0	0	0	0	7	7	0	12	6
Cysticercosis (Taenia solium)	0	0	0	0	0	0	3	1	2	0	1
Dengue Fever	0	0	0	0	0	0	2	1	1	0	1
Ehrlichiosis, chaffeensis	0	0	0	0	0	0	0	0	0	0	0
Giardiasis	2	2	0	5	7	-2	57	53	4	40	47
Group A Streptococcus, invasive	3	6	-3	24	26	-2	292	283	9	402	320
Group B Streptococcus, invasive	2	5	-3	12	19	-7	154	195	-41	220	230
Haemophilus influenzae, invasive	1	1	0	1	2	-1	30	34	-4	21	29
Hansen disease (Leprosy)	0	0	0	0	0	0	0	0	0	0	0
Hantavirus pulmonary syndrome	0	0	0	0	0	0	2	2	0	1	1
Hemolytic uremic synd,postdiarrheal	0	0	0	0	0	0	0	1	-1	0	0
Hepatitis A, acute	0	1	-1	0	2	-2	5	30	-25	7	9
Hepatitis B Viral Infection, Perinatal	0	0	0	0	0	0	0	1	-1	1	0
Hepatitis B virus infection, Chronic	23	3	20	23	13	10	126	112	14	130	104
Hepatitis B, acute	1	0	1	1	0	1	3	2	1	3	0
Hepatitis C Virus Infection, chronic or resolved*	24	42	-18	98	169	-71	1461	1696	-235	665	569
Hepatitis C, acute	0	0	0	0	1	-1	18	13	5	0	1
Hepatitis Delta co- or super-infection, acute	0	0	0	0	0	0	0	0	0	0	0
Hepatitis E, acute	0	0	0	0	0	0	2	0	2	0	0
Influenza-associated Pediatric Mortality	0	0	0	0	0	0	1	2	-1	0	3
Legionellosis	3	1	2	5	2	3	28	16	12	23	17
Listeriosis	0	0	0	0	0	0	2	2	0	3	4
Lyme disease	0	0	0	0	0	0	2	3	-1	2	0

*Data are affected by significant reporting delays

Summary of Notifiable Infectious Diseases Reported to the New Mexico Electronic Disease Surveillance System (NM-EDSS) As of October 22, 2022

Includes probable and confirmed cases only.
Data for the current year are provisional and may change significantly upon the completion of ongoing investigations.
Data for prior years are also subject to minor revisions due to corrections or identification of historical cases.

Condition	This week	5-year weekly average	Week diff	Last 4 weeks	5-year 4-week average	Last 4 weeks diff	YTD 2022	5-year YTD average	YTD diff	Total 2021	Total 2020
Malaria	1	0	1	1	0	1	4	2	2	1	1
Measles (Rubeola)	0	0	0	0	0	0	0	0	0	1	0
Monkeypox	2	0	2	8	0	8	50	0	50	0	0
Multisystem Inflammatory Syndrome assoc COVID19	0	0	0	0	0	0	0	2	-2	7	3
Mumps	0	0	0	0	1	-1	1	10	-9	4	0
Necrotizing Fasciitis	0	0	0	1	1	0	3	6	-3	10	6
Neisseria meningitidis, invasive (Mening. disease)	0	0	0	0	0	0	0	1	-1	1	0
Pertussis	0	2	-2	0	7	-7	36	118	-82	31	62
Plague	0	0	0	0	0	0	0	2	-2	1	4
Q fever	0	0	0	0	0	0	0	2	-2	3	0
Rabies, animal	0	0	0	0	3	-3	10	15	-5	8	19
Relapsing Fever (tick-borne)	0	0	0	0	0	0	0	0	0	0	0
Rubella	0	0	0	0	0	0	0	0	0	0	0
Salmonellosis	5	9	-4	45	37	8	397	306	91	388	298
Shiga toxin-producing Escherichia coli (STEC)	0	1	-1	1	4	-3	50	57	-7	41	37
Shigellosis	8	2	6	46	11	35	200	86	114	123	53
Spotted Fever Rickettsiosis	0	0	0	0	0	0	0	2	-2	0	3
Strep pneumoniae, invasive	5	4	1	17	15	2	234	212	22	190	188
Streptococcal toxic-shock syndrome	0	0	0	0	0	0	0	0	0	0	0
Tetanus	0	0	0	0	0	0	0	0	0	0	0
Toxic-shock syndrome, staphylococcal	0	0	0	0	0	0	0	0	0	0	0
Tularemia, Human	0	0	0	0	0	0	0	2	-2	0	1
Typhoid Fever (S. enteritica typhi)	0	0	0	0	0	0	3	1	2	4	0
Typhoid fever (Salmonella typhi) - 2018 and prior	0	0	0	0	0	0	0	0	0	0	0
Varicella (Chickenpox)	0	1	-1	1	3	-2	27	42	-15	22	23
Vibriosis	0	0	0	0	1	-1	4	6	-2	5	4
West Nile virus neuroinvasive disease	1	0	1	2	2	0	7	18	-11	30	7
West Nile virus non-neuroinvasive disease	0	0	0	1	0	1	3	6	-3	4	1
Yersiniosis (non pestis)	0	0	0	1	1	0	5	7	-2	7	4
Zika virus disease, non-congenital	0	0	0	0	0	0	0	0	0	0	0

*Data are affected by significant reporting delays