



**New Mexico Department of Health
2021 Weekly Infectious Disease Report
Week 21
May 23, 2021 - May 29, 2021**

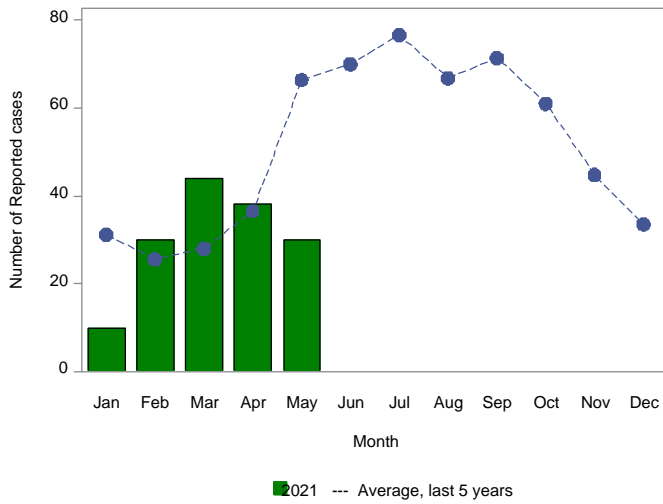
This report is prepared by the Epidemiology and Response Division (ERD) Infectious Disease Epidemiology Bureau (IDEB) for notifiable infectious diseases reported through the New Mexico Electronic Disease Surveillance Systems (NM-EDSS). NM-EDSS is a web-based system used by public health staff throughout the state to track investigations of suspected, probable and confirmed cases of notifiable infectious diseases. Data for the current year are provisional and subject to change upon the completion of ongoing disease investigations. Data for prior years are also subject to minor revisions due to corrections or identification of historical cases. Questions regarding the content of this report should be referred to the IDEB Surveillance Team at 505-827-0006.

Sexually Transmitted Diseases, Tuberculosis and HIV/AIDS data are currently reported through other systems. For information on these diseases, contact the responsible programs directly: Sexually Transmitted Diseases, 505-476-3611, Tuberculosis, 505-827-2500, HIV/AIDS, 505-476-3515.

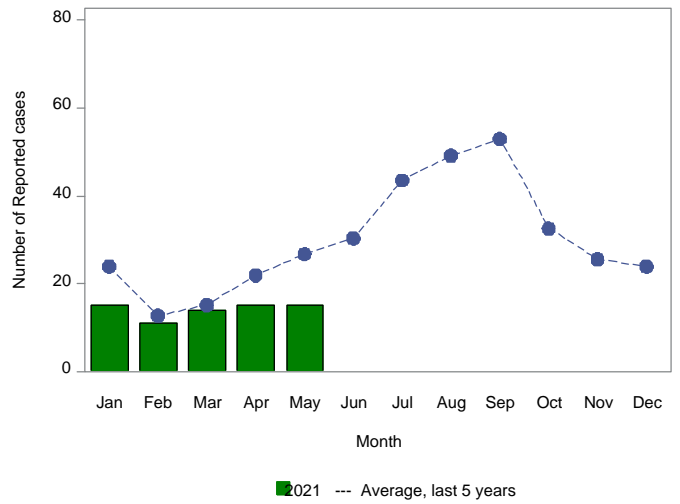
Monthly Trends for Selected Notifiable Infectious Diseases As of May 29, 2021

Includes probable and confirmed cases only.
Data for the current year are provisional and may change significantly upon the completion of ongoing investigations.
Data for prior years are also subject to minor revisions due to corrections or identification of historical cases.

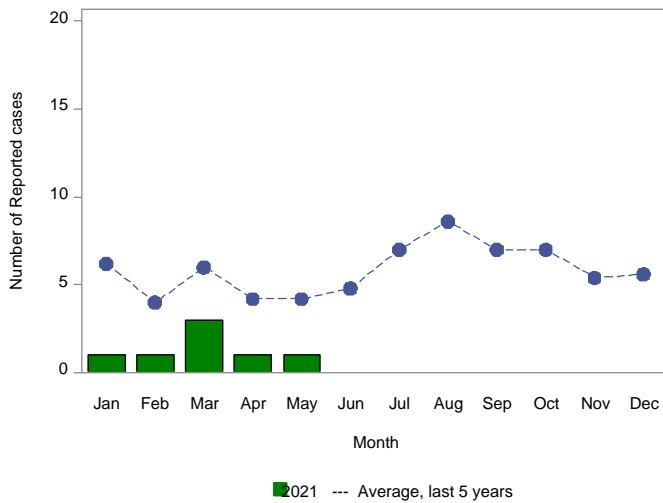
Number of Reported Cases of Campylobacteriosis by Month



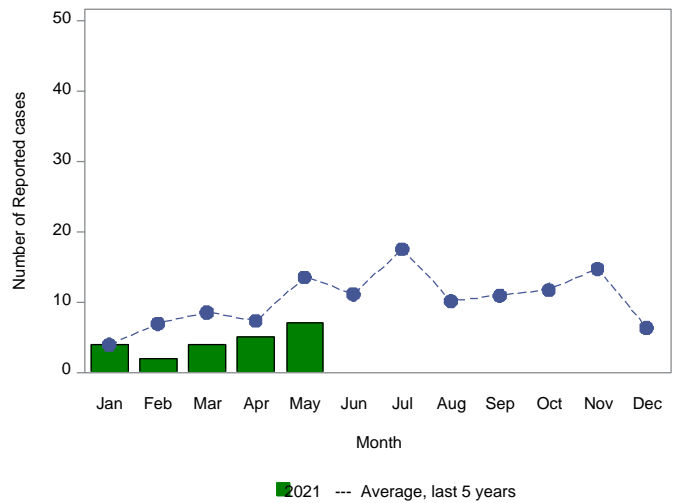
Number of Reported Cases of Salmonellosis by Month



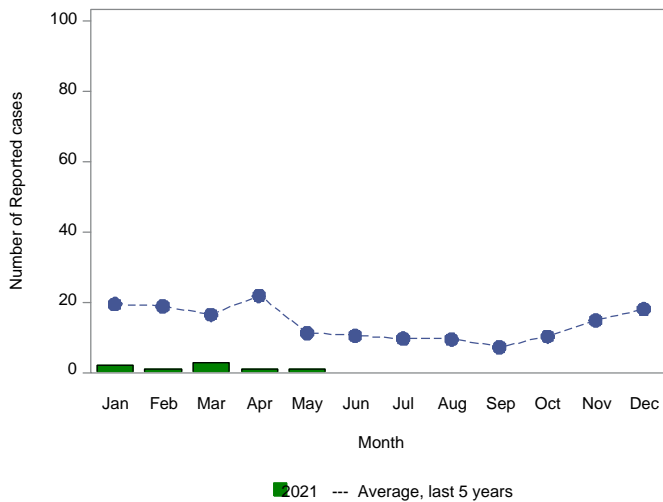
Number of Reported Cases of Giardiasis by Month



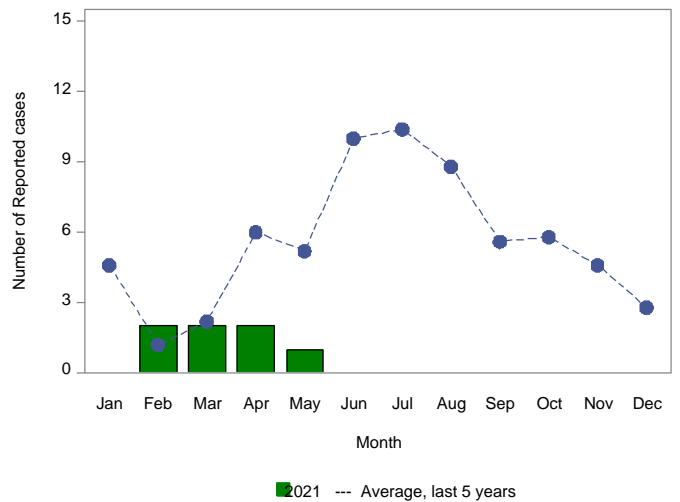
Number of Reported Cases of Shigellosis by Month



Number of Reported Cases of Pertussis by Month



Number of Reported Cases of Shiga toxin-producing E. coli by Month



Summary of Notifiable Infectious Diseases Reported to the New Mexico Electronic Disease Surveillance System (NM-EDSS) As of May 29, 2021

Includes probable and confirmed cases only.
Data for the current year are provisional and may change significantly upon the completion of ongoing investigations.
Data for prior years are also subject to minor revisions due to corrections or identification of historical cases.

Condition	This week	5-year weekly average	Week diff	Last 4 weeks	5-year 4-week average	Last 4 weeks diff	YTD 2021	5-year YTD average	YTD diff	Total 2020	Total 2019
2019 Corona Virus	684	204	480	4918	796	4122	57608	1368	56240	145369	0
Acute flaccid myelitis	0	0	0	0	0	0	0	0	0	0	0
Amebiasis	0	0	0	0	0	0	0	0	0	0	0
Botulism, foodborne	0	0	0	0	0	0	0	0	0	0	0
Botulism, infant	0	0	0	0	0	0	0	0	0	1	1
Botulism, wound	0	0	0	0	0	0	1	0	1	1	3
Brucellosis	0	0	0	1	0	1	1	0	1	0	1
Campylobacteriosis	6	15	-9	34	57	-23	128	176	-48	458	689
Chikungunya Virus	0	0	0	0	0	0	0	1	-1	0	2
Cholera	0	0	0	0	0	0	0	0	0	0	0
Colorado Tick Fever	0	0	0	0	0	0	0	0	0	0	0
Cryptosporidiosis	0	1	-1	1	4	-3	9	18	-9	36	83
Cyclosporiasis	0	0	0	0	0	0	0	0	0	6	16
Cysticercosis (Taenia solium)	0	0	0	0	0	0	0	1	-1	1	0
Dengue Fever	0	0	0	0	0	0	0	1	-1	1	2
Ehrlichiosis, chaffeensis	0	0	0	0	0	0	0	0	0	0	0
Giardiasis	0	1	-1	2	4	-2	7	24	-17	47	68
Group A Streptococcus, invasive	5	6	-1	24	24	0	138	136	2	296	339
Group B Streptococcus, invasive	4	5	-1	18	20	-2	91	95	-4	214	249
Haemophilus influenzae, invasive	0	1	-1	0	3	-3	5	25	-20	27	49
Hansen disease (Leprosy)	0	0	0	0	0	0	0	0	0	0	0
Hantavirus pulmonary syndrome	0	0	0	0	1	-1	1	2	-1	1	3
Hemolytic uremic synd,postdiarrheal	0	0	0	0	0	0	0	0	0	0	1
Hepatitis A, acute	0	1	-1	0	4	-4	3	21	-18	10	138
Hepatitis B Viral Infection, Perinatal	0	0	0	0	0	0	1	0	1	2	1
Hepatitis B virus infection, Chronic	2	2	0	9	7	2	43	53	-10	96	150
Hepatitis B, acute	0	0	0	0	0	0	0	1	-1	0	5
Hepatitis C Virus Infection, chronic or resolved*	0	46	-46	0	185	-185	0	989	-989	12	4740
Hepatitis C, acute	0	0	0	0	1	-1	0	11	-11	1	14
Hepatitis E, acute	0	0	0	0	0	0	0	0	0	0	1
Influenza-associated Pediatric Mortality	0	0	0	0	0	0	0	2	-2	3	4
Legionellosis	0	0	0	1	1	0	4	5	-1	17	20
Listeriosis	0	0	0	0	0	0	2	0	2	4	0
Lyme disease	0	0	0	0	0	0	0	0	0	0	7
Malaria	0	0	0	1	0	1	2	1	1	1	2
Measles (Rubeola)	0	0	0	0	0	0	0	0	0	0	1

*Data are affected by significant reporting delays

Summary of Notifiable Infectious Diseases Reported to the New Mexico Electronic Disease Surveillance System (NM-EDSS) As of May 29, 2021

Includes probable and confirmed cases only.
Data for the current year are provisional and may change significantly upon the completion of ongoing investigations.
Data for prior years are also subject to minor revisions due to corrections or identification of historical cases.

Condition	This week	5-year weekly average	Week diff	Last 4 weeks	5-year 4-week average	Last 4 weeks diff	YTD 2021	5-year YTD average	YTD diff	Total 2020	Total 2019
Multisystem Inflammatory Syndrome assoc COVID19	0	0	0	0	0	0	7	0	7	3	0
Mumps	0	0	0	0	1	-1	0	3	-3	0	43
Necrotizing Fasciitis	0	0	0	0	0	0	1	3	-2	5	4
Neisseria meningitidis, invasive (Mening. disease)	0	0	0	0	0	0	0	1	-1	0	1
Pertussis	1	2	-1	1	11	-10	8	89	-81	63	179
Plague	0	0	0	0	0	0	0	0	0	4	1
Q fever	0	0	0	0	0	0	0	1	-1	1	1
Rabies, animal	0	0	0	1	1	0	2	4	-2	19	27
Relapsing Fever (tick-borne)	0	0	0	0	0	0	0	0	0	0	0
Rubella	0	0	0	0	0	0	0	0	0	0	1
Salmonellosis	3	6	-3	20	23	-3	71	96	-25	296	377
Shiga toxin-producing Escherichia coli (STEC)	1	2	-1	3	5	-2	6	19	-13	37	100
Shigellosis	1	2	-1	8	12	-4	22	40	-18	53	131
Spotted Fever Rickettsiosis	0	0	0	0	0	0	0	0	0	3	0
Strep pneumoniae, invasive	0	5	-5	7	23	-16	51	171	-120	186	357
Streptococcal toxic-shock syndrome	0	0	0	0	0	0	0	0	0	0	0
Tetanus	0	0	0	0	0	0	0	0	0	0	1
Toxic-shock syndrome, staphylococcal	0	0	0	0	0	0	0	0	0	0	2
Tularemia, Human	0	0	0	0	1	-1	0	1	-1	1	2
Typhoid Fever (S. enteritica typhi)	0	0	0	0	0	0	1	0	1	0	0
Typhoid fever (Salmonella typhi) - 2018 and prior	0	0	0	0	0	0	0	0	0	0	0
Varicella (Chickenpox)	2	1	1	5	4	1	11	33	-22	23	73
Vibriosis	0	0	0	1	0	1	2	1	1	4	3
West Nile virus neuroinvasive disease	0	0	0	0	0	0	0	1	-1	6	29
West Nile virus non-neuroinvasive disease	0	0	0	0	0	0	0	0	0	2	10
Yersiniosis (non pestis)	0	0	0	0	0	0	1	3	-2	4	10
Zika virus disease, non-congenital	0	0	0	0	0	0	0	1	-1	0	0

*Data are affected by significant reporting delays