



**New Mexico Department of Health
2020 Weekly Infectious Disease Report
Week 25
June 14, 2020 - June 20, 2020**

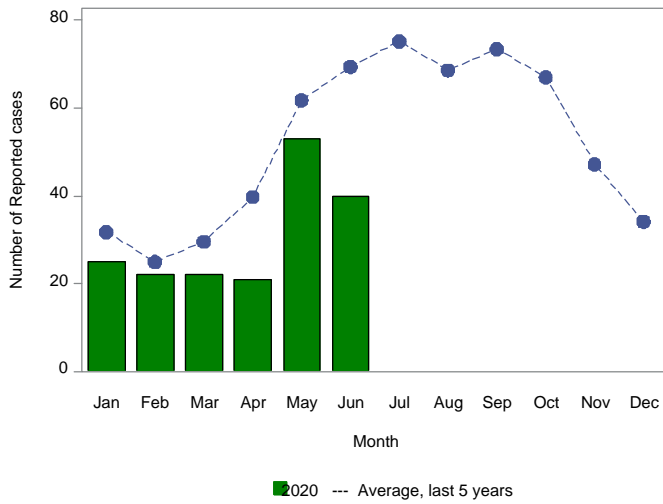
This report is prepared by the Epidemiology and Response Division (ERD) Infectious Disease Epidemiology Bureau (IDEB) for notifiable infectious diseases reported through the New Mexico Electronic Disease Surveillance Systems (NM-EDSS). NM-EDSS is a web-based system used by public health staff throughout the state to track investigations of suspected, probable and confirmed cases of notifiable infectious diseases. Data for the current year are provisional and subject to change upon the completion of ongoing disease investigations. Data for prior years are also subject to minor revisions due to corrections or identification of historical cases. Questions regarding the content of this report should be referred to the IDEB Surveillance Team at 505-827-0006.

Sexually Transmitted Diseases, Tuberculosis and HIV/AIDS data are currently reported through other systems. For information on these diseases, contact the responsible programs directly: Sexually Transmitted Diseases, 505-476-3611, Tuberculosis, 505-827-2500, HIV/AIDS, 505-476-3515.

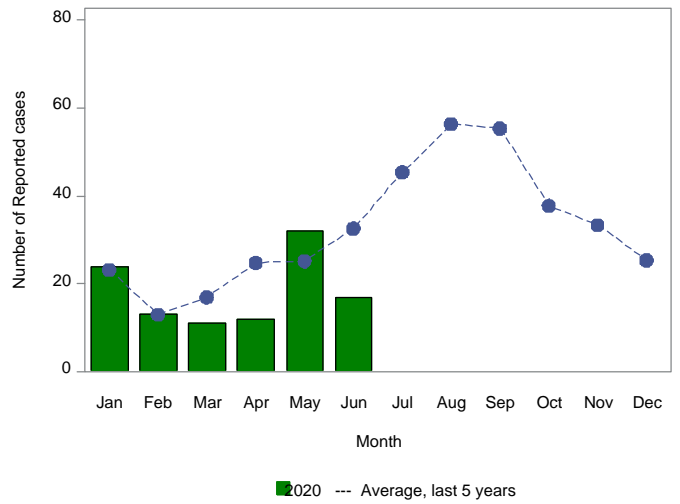
Monthly Trends for Selected Notifiable Infectious Diseases As of June 20, 2020

Includes probable and confirmed cases only.
Data for the current year are provisional and may change significantly upon the completion of ongoing investigations.
Data for prior years are also subject to minor revisions due to corrections or identification of historical cases.

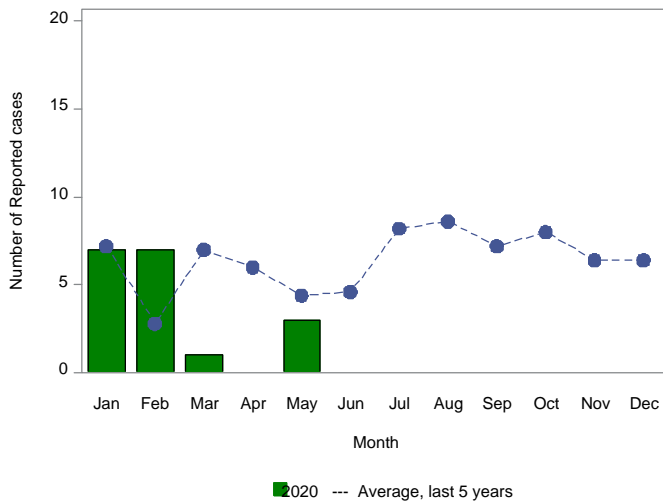
Number of Reported Cases of Campylobacteriosis by Month



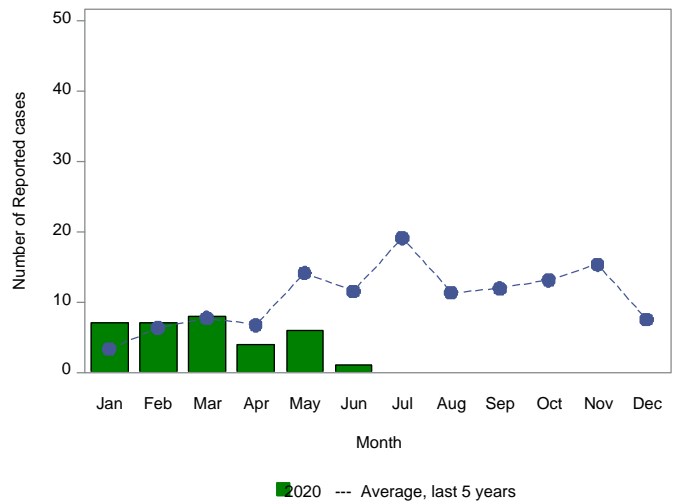
Number of Reported Cases of Salmonellosis by Month



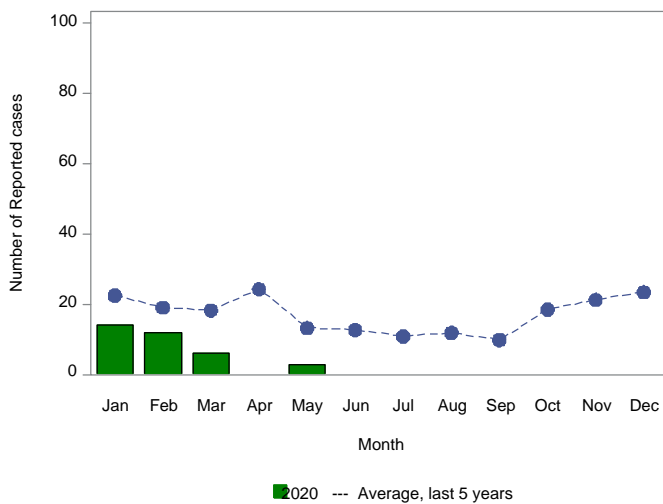
Number of Reported Cases of Giardiasis by Month



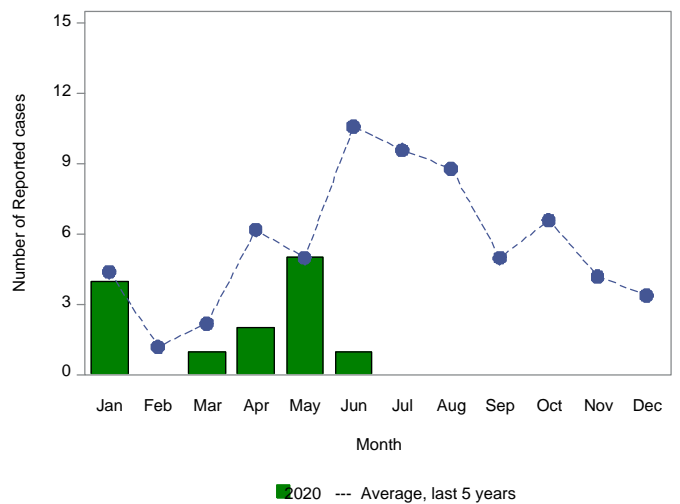
Number of Reported Cases of Shigellosis by Month



Number of Reported Cases of Pertussis by Month



Number of Reported Cases of Shiga toxin-producing E. coli by Month



Summary of Notifiable Infectious Diseases Reported to the New Mexico Electronic Disease Surveillance System (NM-EDSS) As of June 20, 2020

Includes probable and confirmed cases only.
Data for the current year are provisional and may change significantly upon the completion of ongoing investigations.
Data for prior years are also subject to minor revisions due to corrections or identification of historical cases.

| Condition | This week | 5-year weekly average | Week diff | Last 4 weeks | 5-year 4-week average | Last 4 weeks diff | YTD 2020 | 5-year YTD average | YTD diff | Total 2019 | Total 2018 |
|---|-----------|-----------------------|-----------|--------------|-----------------------|-------------------|----------|--------------------|----------|------------|------------|
| 2019 Corona Virus | 837 | 0 | 837 | 3622 | 0 | 3622 | 10477 | 0 | 10477 | 0 | 0 |
| Acute flaccid myelitis | 0 | 0 | 0 | 0 | 0 | 0 | 0 | 0 | 0 | 0 | 1 |
| Amebiasis | 0 | 0 | 0 | 0 | 0 | 0 | 0 | 1 | -1 | 0 | 0 |
| Botulism, foodborne | 0 | 0 | 0 | 0 | 0 | 0 | 0 | 0 | 0 | 0 | 0 |
| Botulism, infant | 0 | 0 | 0 | 0 | 0 | 0 | 0 | 0 | 0 | 1 | 0 |
| Botulism, wound | 0 | 0 | 0 | 0 | 0 | 0 | 0 | 1 | -1 | 3 | 1 |
| Brucellosis | 0 | 0 | 0 | 0 | 0 | 0 | 0 | 0 | 0 | 1 | 0 |
| Campylobacteriosis | 17 | 15 | 2 | 58 | 64 | -6 | 189 | 244 | -55 | 689 | 620 |
| Chikungunya Virus | 0 | 0 | 0 | 0 | 0 | 0 | 0 | 1 | -1 | 2 | 1 |
| Cholera | 0 | 0 | 0 | 0 | 0 | 0 | 0 | 0 | 0 | 0 | 0 |
| Colorado Tick Fever | 0 | 0 | 0 | 0 | 0 | 0 | 0 | 0 | 0 | 0 | 0 |
| Cryptosporidiosis | 1 | 2 | -1 | 2 | 5 | -3 | 19 | 22 | -3 | 83 | 89 |
| Cyclosporiasis | 1 | 1 | 0 | 1 | 1 | 0 | 1 | 2 | -1 | 16 | 2 |
| Cysticercosis (Taenia solium) | 0 | 0 | 0 | 0 | 0 | 0 | 1 | 1 | 0 | 0 | 3 |
| Dengue Fever | 0 | 0 | 0 | 0 | 0 | 0 | 1 | 1 | 0 | 2 | 1 |
| Ehrlichiosis, chaffeensis | 0 | 0 | 0 | 0 | 0 | 0 | 0 | 0 | 0 | 0 | 0 |
| Giardiasis | 0 | 1 | -1 | 0 | 4 | -4 | 18 | 31 | -13 | 67 | 71 |
| Group A Streptococcus, invasive | 2 | 5 | -3 | 17 | 23 | -6 | 155 | 145 | 10 | 339 | 357 |
| Group B Streptococcus, invasive | 1 | 5 | -4 | 8 | 20 | -12 | 85 | 115 | -30 | 249 | 227 |
| Haemophilus influenzae, invasive | 0 | 1 | -1 | 0 | 4 | -4 | 20 | 31 | -11 | 49 | 58 |
| Hansen disease (Leprosy) | 0 | 0 | 0 | 0 | 0 | 0 | 0 | 0 | 0 | 0 | 0 |
| Hantavirus pulmonary syndrome | 0 | 0 | 0 | 0 | 1 | -1 | 0 | 3 | -3 | 3 | 0 |
| Hemolytic uremic synd.postdiarrheal | 0 | 0 | 0 | 0 | 0 | 0 | 0 | 1 | -1 | 1 | 2 |
| Hepatitis A, acute | 0 | 0 | 0 | 0 | 3 | -3 | 9 | 23 | -14 | 138 | 23 |
| Hepatitis B Viral Infection, Perinatal | 0 | 0 | 0 | 0 | 0 | 0 | 0 | 0 | 0 | 1 | 0 |
| Hepatitis B virus infection, Chronic | 0 | 3 | -3 | 8 | 10 | -2 | 47 | 64 | -17 | 151 | 164 |
| Hepatitis B, acute | 0 | 0 | 0 | 0 | 0 | 0 | 0 | 1 | -1 | 5 | 4 |
| Hepatitis C Virus Infection, chronic or resolved* | 0 | 66 | -66 | 0 | 278 | -278 | 3 | 1853 | -1850 | 4740 | 1896 |
| Hepatitis C, acute | 0 | 0 | 0 | 0 | 2 | -2 | 1 | 15 | -14 | 14 | 32 |
| Hepatitis E, acute | 0 | 0 | 0 | 0 | 0 | 0 | 0 | 0 | 0 | 1 | 0 |
| Influenza-associated Pediatric Mortality | 0 | 0 | 0 | 0 | 0 | 0 | 3 | 1 | 2 | 4 | 4 |
| Legionellosis | 0 | 0 | 0 | 1 | 1 | 0 | 9 | 6 | 3 | 20 | 23 |
| Listeriosis | 0 | 0 | 0 | 0 | 0 | 0 | 1 | 1 | 0 | 0 | 4 |
| Lyme disease | 0 | 0 | 0 | 0 | 1 | -1 | 0 | 1 | -1 | 7 | 2 |
| Malaria | 0 | 0 | 0 | 0 | 0 | 0 | 1 | 1 | 0 | 2 | 4 |
| Measles (Rubeola) | 0 | 0 | 0 | 0 | 0 | 0 | 0 | 0 | 0 | 1 | 0 |

*Data are affected by significant reporting delays

Summary of Notifiable Infectious Diseases Reported to the New Mexico Electronic Disease Surveillance System (NM-EDSS) As of June 20, 2020

Includes probable and confirmed cases only.
Data for the current year are provisional and may change significantly upon the completion of ongoing investigations.
Data for prior years are also subject to minor revisions due to corrections or identification of historical cases.

| Condition | This week | 5-year weekly average | Week diff | Last 4 weeks | 5-year 4-week average | Last 4 weeks diff | YTD 2020 | 5-year YTD average | YTD diff | Total 2019 | Total 2018 |
|--|-----------|-----------------------|-----------|--------------|-----------------------|-------------------|----------|--------------------|----------|------------|------------|
| Multisystem Inflammatory Syndrome assoc COVID19 | 1 | 0 | 1 | 1 | 0 | 1 | 1 | 0 | 1 | 0 | 0 |
| Mumps | 0 | 0 | 0 | 0 | 1 | -1 | 0 | 4 | -4 | 43 | 6 |
| Necrotizing Fasciitis | 0 | 0 | 0 | 0 | 1 | -1 | 2 | 6 | -4 | 4 | 9 |
| Neisseria meningitidis, invasive (Mening. disease) | 0 | 0 | 0 | 0 | 0 | 0 | 0 | 1 | -1 | 1 | 1 |
| Pertussis | 0 | 3 | -3 | 0 | 11 | -11 | 43 | 107 | -64 | 179 | 248 |
| Plague | 0 | 0 | 0 | 0 | 1 | -1 | 0 | 1 | -1 | 1 | 0 |
| Q fever | 0 | 0 | 0 | 0 | 0 | 0 | 0 | 1 | -1 | 1 | 5 |
| Rabies, animal | 1 | 0 | 1 | 4 | 2 | 2 | 10 | 6 | 4 | 27 | 15 |
| Relapsing Fever (tick-borne) | 0 | 0 | 0 | 0 | 0 | 0 | 0 | 0 | 0 | 0 | 0 |
| Rubella | 0 | 0 | 0 | 0 | 0 | 0 | 0 | 0 | 0 | 1 | 0 |
| Salmonellosis | 9 | 8 | 1 | 26 | 29 | -3 | 110 | 130 | -20 | 377 | 425 |
| Shiga toxin-producing Escherichia coli (STEC) | 0 | 2 | -2 | 2 | 9 | -7 | 13 | 28 | -15 | 100 | 109 |
| Shigellosis | 0 | 3 | -3 | 1 | 9 | -8 | 35 | 46 | -11 | 131 | 67 |
| Spotted Fever Rickettsiosis | 0 | 0 | 0 | 0 | 0 | 0 | 0 | 1 | -1 | 0 | 3 |
| Strep pneumoniae, invasive | 0 | 4 | -4 | 2 | 18 | -16 | 125 | 200 | -75 | 357 | 296 |
| Streptococcal toxic-shock syndrome | 0 | 0 | 0 | 0 | 0 | 0 | 0 | 0 | 0 | 0 | 0 |
| Tetanus | 0 | 0 | 0 | 0 | 0 | 0 | 0 | 0 | 0 | 1 | 0 |
| Toxic-shock syndrome, staphylococcal | 0 | 0 | 0 | 0 | 0 | 0 | 0 | 0 | 0 | 2 | 0 |
| Tularemia, Human | 0 | 0 | 0 | 0 | 1 | -1 | 0 | 2 | -2 | 2 | 1 |
| Typhoid fever (Salmonella typhi) - 2018 and prior | 0 | 0 | 0 | 0 | 0 | 0 | 0 | 0 | 0 | 0 | 0 |
| Varicella (Chickenpox) | 0 | 1 | -1 | 1 | 4 | -3 | 15 | 38 | -23 | 73 | 60 |
| Vibriosis | 0 | 0 | 0 | 0 | 0 | 0 | 1 | 1 | 0 | 3 | 13 |
| West Nile virus neuroinvasive disease | 1 | 0 | 1 | 1 | 0 | 1 | 3 | 0 | 3 | 26 | 5 |
| West Nile virus non-neuroinvasive disease | 0 | 0 | 0 | 0 | 0 | 0 | 0 | 0 | 0 | 13 | 2 |
| Yersiniosis (non pestis) | 0 | 0 | 0 | 0 | 0 | 0 | 1 | 3 | -2 | 9 | 7 |
| Zika virus disease, non-congenital | 0 | 0 | 0 | 0 | 0 | 0 | 0 | 1 | -1 | 0 | 0 |

*Data are affected by significant reporting delays