

# New Mexico Department of Health Influenza & Respiratory Disease Report, 2019-2020

## New Mexico Influenza Geographic Spread\*

No Activity

Sporadic

Local

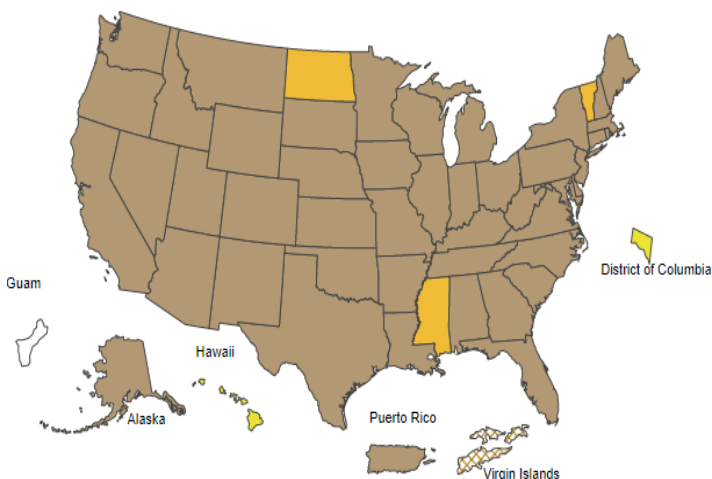
Regional

Widespread

Week Ending Jan 04, 2020 - Week 1

Influenza Activity Estimates

-  No Activity
-  Sporadic
-  Local Activity
-  Regional
-  Widespread
-  No Report



\*This map indicates geographic spread and does not measure the severity of influenza activity.

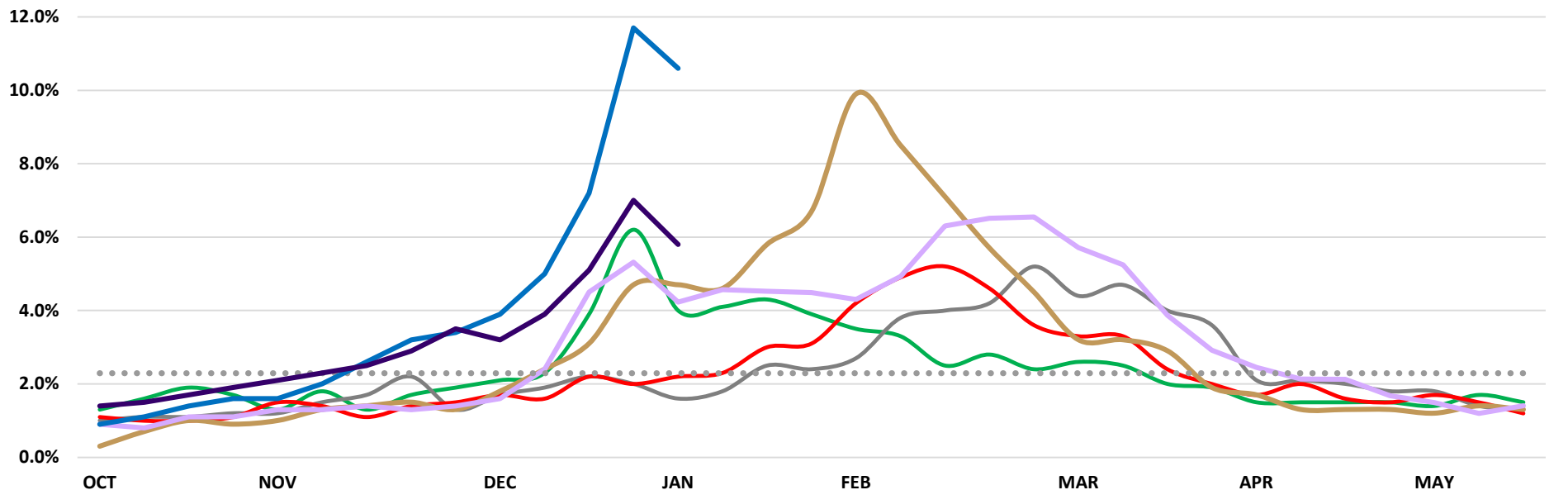
## Summary of Activity: Week 1 December 29<sup>th</sup>, 2019 – January 4<sup>th</sup>, 2020

- New Mexico influenza-like illness (ILI) activity is currently 10.6% of patient visits
- US ILI is 5.8%
- The national ILI baseline is 2.4%
- Influenza activity is above the NM ILI baseline of 2.3% in all five health regions
- Two influenza outbreaks were reported this week in one of the five health regions

# Influenza-Like Illness (ILI) Activity, 2014 to Present

New Mexico Department of Health (NMDOH) is collaborating with 22 ILI sentinel sites and 30 syndromic surveillance sites\* for the 2019-2020 season. Sites report weekly on the number of patients that present to their facility with influenza-like illness (ILI). That number is then divided by the total number of patients seen for any reason, resulting in percent of ILI activity. ILI is defined as fever of greater than or equal to 100° F and cough and/or sore throat without a known cause other than influenza.

## New Mexico and U.S. ILI Activity, 2014 to Present



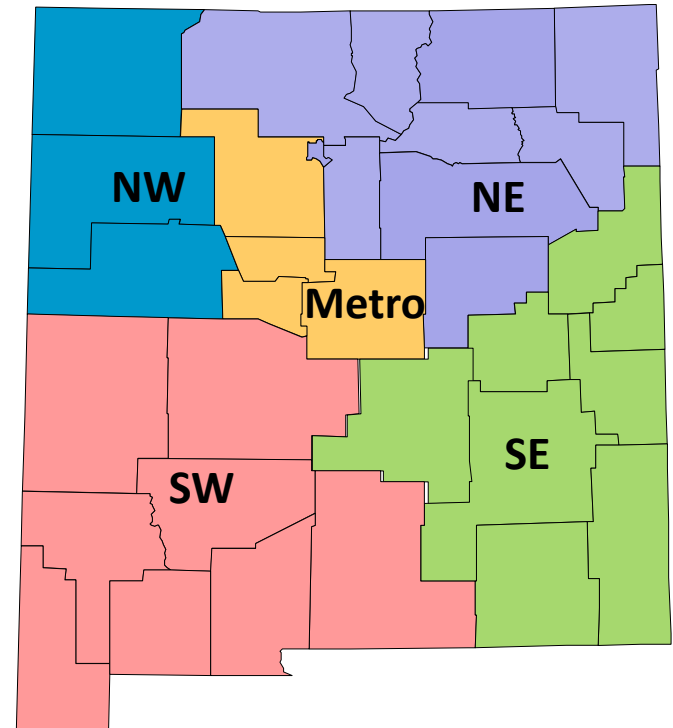
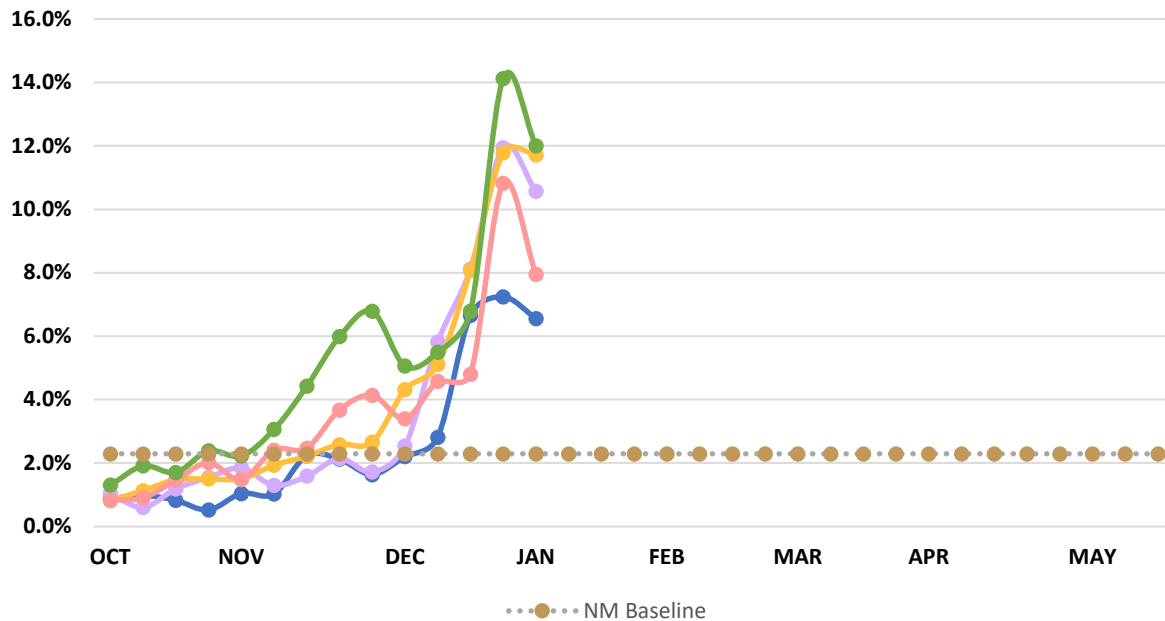
— 2014-15 NM   
 — 2015-16 NM   
 — 2016-2017 NM   
 — 2017-2018 NM   
 — 2018-2019 NM   
 ⋯ NM Baseline 2019-2020   
 — 2019-2020 NM   
 — 2019-2020 US

% ILI, NM, Week 1 Dec. 29 <sup>th</sup> , 2019 – Jan. 4 <sup>th</sup> , 2020 (current week)	% ILI, NM, Week 52 December 22 <sup>nd</sup> – 28 <sup>th</sup> , 2019 (previous week)	% ILI, United States, Week 1 Dec. 29 <sup>th</sup> , 2019 – Jan. 4 <sup>th</sup> , 2020 (current week)
10.6%	11.7%	5.8%

\* See appendix for reporting sites

# Regional Influenza-Like Illness (ILI) Activity, 2019-2020

## NM ILI Activity by Health Region, 2019-2020



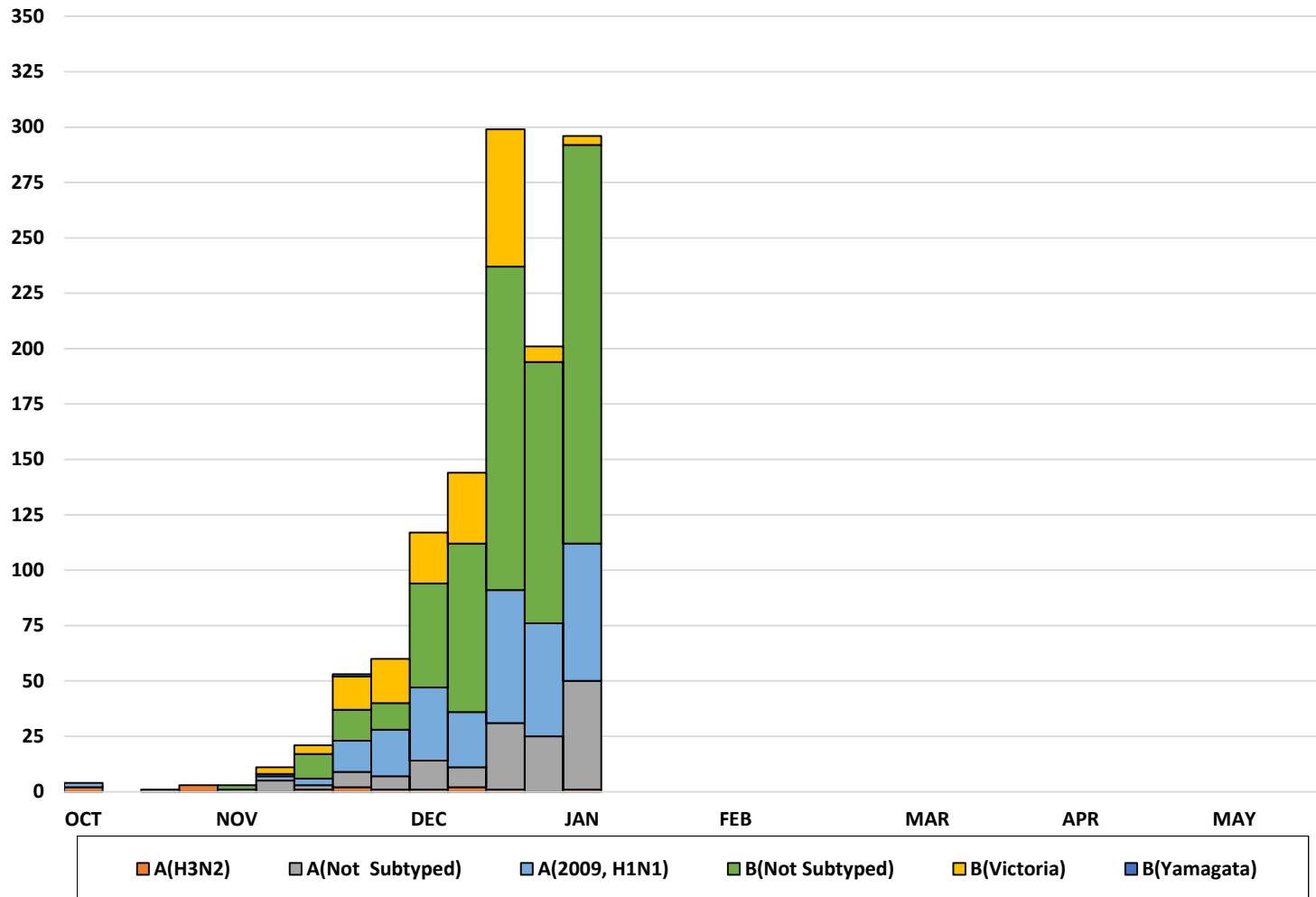
Region	This Week	Last Week	Outbreaks	+PCR testing at SLD
NW	6.6%	7.2%	No	3
NE	10.6%	11.9%	No	4
Metro	11.7%	11.8%	2	3
SW	7.9%	10.8%	No	3
SE	12.0%	14.1%	No	3

**Outbreak:** An influenza outbreak is defined as at least two cases of ILI in a specific area with at least one laboratory confirmed case.

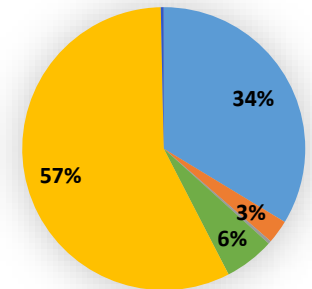
**PCR Testing:** Polymerase Chain Reaction (PCR) tests can identify the presence of influenza viral RNA in respiratory specimens. PCR testing is performed at various laboratories across New Mexico.

# Laboratory Data & Virologic Surveillance, 2019-2020

PCR Positive Results among Hospital/Clinical Sites and Scientific Laboratory Division, 2019-2020

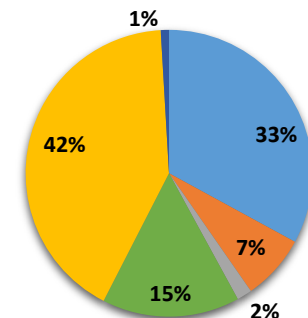


NM subtyping performed at SLD\*\*



2019-2020 NM

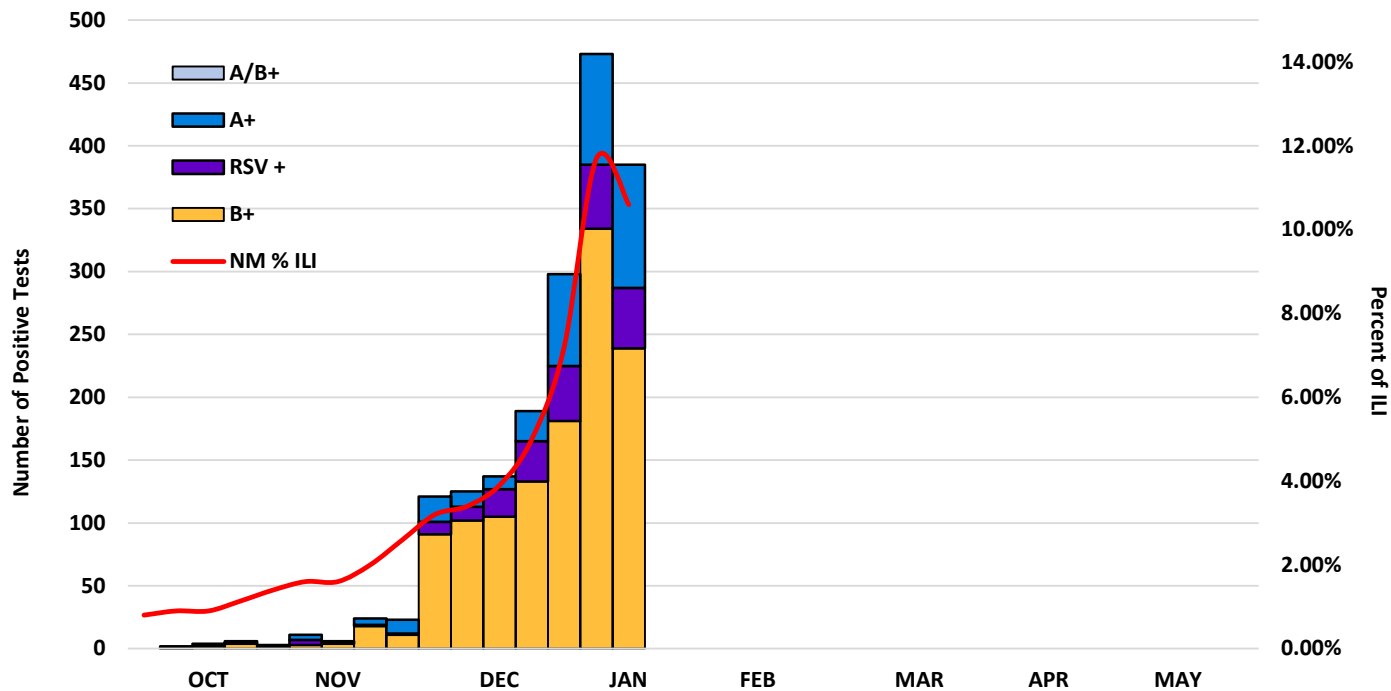
U.S. virus characterization performed at CDC\*\*



2019-2020 US

\*\* Pie chart data and bar graph data are populated from two separate sources. Therefore, not equivalent

# RSV and Rapid Influenza Laboratory Data, 2019-2020



## Laboratory Sites Participating in Rapid Influenza Data Collection (Facility name, City)

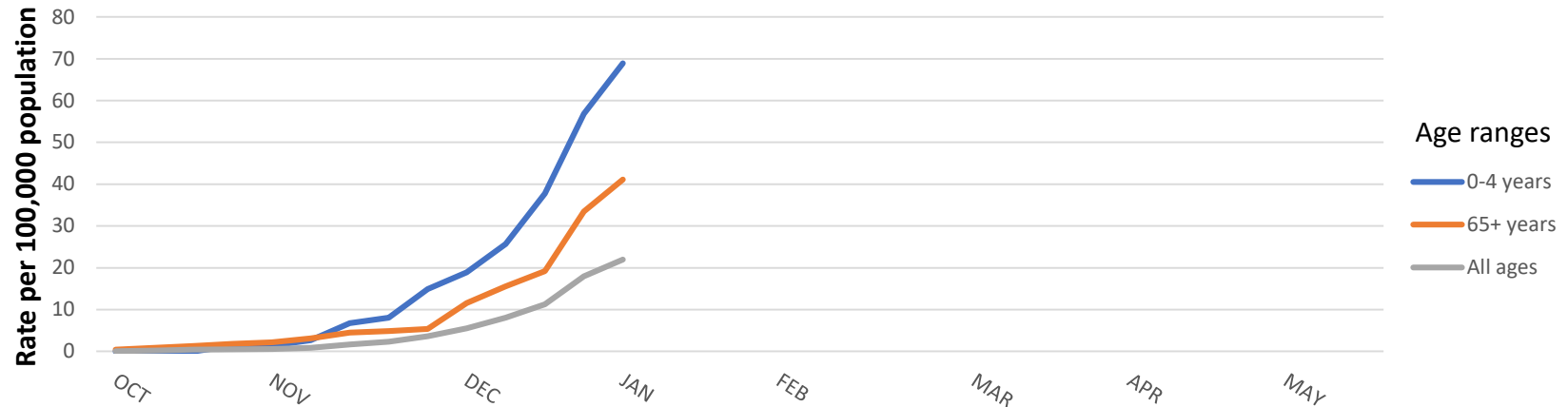
<b>NW</b>	San Juan Regional Medical Center, Farmington; Northern Navajo Medical Center, Shiprock; Cibola General Hospital, Grants; Crownpoint IHS, Crownpoint; Gallup Indian Medical Center, Gallup; Rehoboth McKinley Christian Hospital, Gallup; Zuni Hospital, Black Rock
<b>NE</b>	Los Alamos Medical Center, Los Alamos; Christus St. Vincent's Hospital, Santa Fe
<b>Metro</b>	New Mexico Veterans Affairs Medical Center, Albuquerque; Sandia National Labs, Albuquerque
<b>SW</b>	Gila Regional Medical Center, Silver City; Gerald Champion Regional Medical Center, Alamogordo; Mimbres Memorial Hospital, Deming; La Clinica de Familia, Sunland Park
<b>SE</b>	Carlsbad Medical Center, Carlsbad; Lea Regional Medical Center, Hobbs; Roosevelt General Hospital Clinic, Portales; Artesia General Hospital, Artesia;

## Laboratory Sites Participating in RSV Data Collection (Facility name, City)

	San Juan Regional Medical Center, Farmington; Cibola General Hospital, Grants; Crownpoint IHS, Crownpoint; Gallup Indian Medical Center, Gallup; Rehoboth McKinley Christian Hospital, Gallup; Zuni Hospital, Black Rock
	Los Alamos Medical Center, Los Alamos; Christus St. Vincent's Hospital, Santa Fe
	Gerald Champion Regional Medical Center, Alamogordo
	Carlsbad Medical Center, Carlsbad; Lea Regional Medical Center, Hobbs; Artesia General Hospital, Artesia;

# Influenza Hospitalizations, NM, 2019-2020

Cumulative Rates of Hospitalization by Age



## Pneumonia and Influenza (P & I) Deaths, NM, 2015-2019\*

Season	Pneumonia (P) Deaths	Adult Influenza (I) Deaths	Pediatric Influenza Deaths	Total P & I Deaths
2019-2020	45	6	1	52
2018-2019	178	57	2	237
2017-2018	222	67	3	292
2016-2017	195	27	0	222

**Pneumonia death:** Is defined as having a cause of death that is related to pneumonia & influenza (P & I) not including: aspiration pneumonia, pneumonitis, or pneumococcal meningitis.

**Influenza death:** Is defined as having a cause of death that is related to pneumonia & influenza (P & I) not including: parainfluenza or *Haemophilus influenzae*.

\* Death data is delayed up to 8 weeks

# Influenza Vaccination Information

## Still Need to Get Your Flu Shot?

HealthMap Vaccine Finder:

<http://vaccine.healthmap.org/>

Or

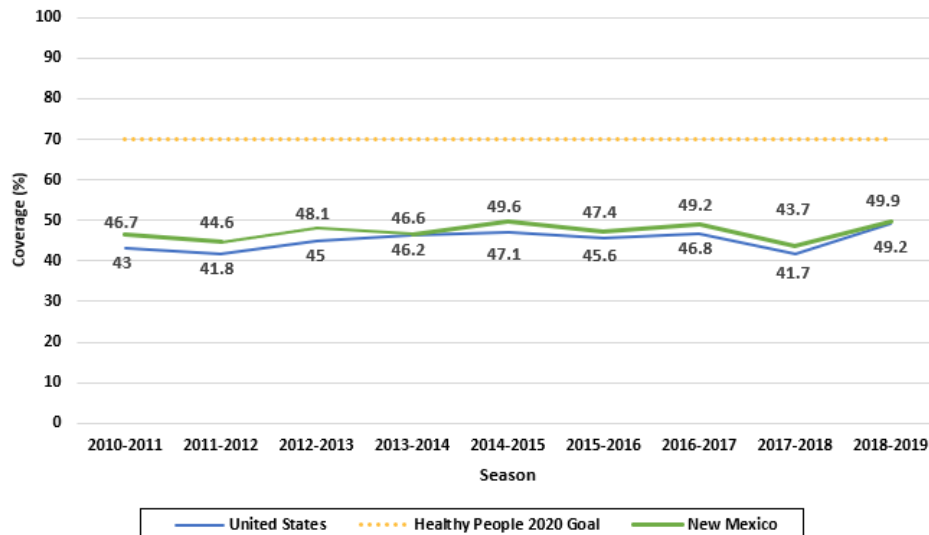
Contact your Primary Care Provider (PCP) or a local public health office (LPHO) near you:

<https://nmhealth.org/location/public/>

“Influenza is a serious disease that can lead to hospitalization and sometimes even death. Every flu season is different, and influenza infection can affect people differently, but millions of people get the flu every year, hundreds of thousands of people are hospitalized and thousands or tens of thousands of people die from flu-related causes every year. Even healthy people can get very sick from the flu and spread it to others. Flu-related hospitalizations since 2010 ranged from 140,000 to 710,000, while flu-related deaths are estimated to have ranged from 12,000 to 56,000. During flu season, flu viruses circulate at higher levels in the U.S. population in the United States can begin as early as October and last as late as May. An annual seasonal flu vaccine is the best way to reduce your risk of getting sick with seasonal flu and spreading it to others. When more people get vaccinated against the flu, less flu can spread through that community.”

-Centers for Disease Control and Prevention

**New Mexico and National Vaccination Coverage by Season, Age >6 months, 2010-2019**



## For Additional Vaccine Information/resources:

FluVaxView:

<https://www.cdc.gov/flu/fluvoxview/index.htm>

Seasonal Influenza Vaccination Resources for Health Professionals:

<https://www.cdc.gov/flu/professionals/vaccination/index.htm>

Misconceptions about Flu Vaccines:

<https://www.cdc.gov/flu/about/qa/misconceptions.htm>

# Appendix

Health Region	Participating Sentinel Sites (Facility name, City)	Syndromic Surveillance Hospitals (Facility name, City)
<b>Northwest</b>	Acoma-Canoncito-Laguna Indian Health Services, Acoma; Dzilth Indian Health Services, Bloomfield	San Juan Regional Medical Center, Farmington; Cibola General Hospital, Grants
<b>Northeast</b>	Taos-Picuris Indian Health Services, Taos; Pecos Valley Medical Center, Pecos; Jicarilla Apache Indian Health Services, Dulce; Children's Clinic PA, Los Alamos;	Alta Vista Regional Hospital, Las Vegas; Christus St. Vincent, Santa Fe; Los Alamos Medical Center, Los Alamos; Miners' Colfax Medical Center, Raton; Union County General Hospital, Clayton; Guadalupe County Hospital, Santa Rosa; Presbyterian Hospital, Espanola
<b>Metro</b>	University of New Mexico Student Health Clinic, Albuquerque; Presbyterian Medical Group-Atrisco, Northside, Carmel Pediatric Urgent Care, Las Estancias Pediatric Urgent Care; DaVita Urgent Care, Journal Center	Lovelace Westside Hospital, Downtown Medical Center and Women's Hospital, Albuquerque; UNM Health System, Albuquerque & Rio Rancho; Presbyterian Hospital, Kaseman and Rust Medical Center, Albuquerque & Rio Rancho; UNM Sandoval Regional Medical Center, Rio Rancho
<b>Southwest</b>	Gila Regional Medical Center, Silver City; New Mexico Institute of Mining Technology, Socorro; Ben Archer Health Centers – Dona Ana, Deming, Columbus; Hidalgo Medical Services, Lordsburg; La Clinica de Familia, Sunland Park; La Clinica de Familia, Santa Teresa School Based Clinic, Santa Teresa; Mescalero Apache Indian Health Hospital, Mescalero	Mimbres Memorial Hospital, Deming; Mountain View Regional Medical Center, Las Cruces; Socorro General Hospital, Socorro; Gerald Champion Regional Medical Center, Alamogordo
<b>Southeast</b>	Roosevelt General Hospital Clinic, Portales;	Carlsbad Medical Center, Carlsbad; Eastern New Mexico Medical Center, Roswell; Lea Regional Medical Center, Hobbs; Artesia General Hospital, Artesia; Dan C Trigg Memorial Hospital, Tucumcari; Lincoln County Medical Center, Ruidoso; Lovelace Regional Hospital; Roswell; Nor-Lea Hospital District, Lovington; Plains Regional Medical Center, Clovis;

**In accordance with New Mexico Administrative Code (NMAC) 7.4.3.13 Influenza is a reportable condition for the following:**

- Influenza, laboratory confirmed hospitalizations only
- Influenza-associated pediatric death
- Acute illness or condition of any type involving large numbers of persons in the same geographic area (outbreaks)
- Other illnesses or condition of public health significance (novel influenza A)

**For more information on reportable conditions please visit:**

<http://164.64.110.134/parts/title07/07.004.0003.html>

Found at the New Mexico State Records Center and Archives - Commission for Public Records



Report published by New Mexico Department of Health (NMDOH), Epidemiology and Response Division (ERD) Infectious Disease Epidemiology Bureau (IDEB)  
 For questions, please call 505-827-0006. For more information on influenza go to the NMDOH web page: <https://nmhealth.org/about/erd/ideb/isp/> Or The CDC web page: <http://www.cdc.gov/flu/index.htm>