



**New Mexico Department of Health
2019 Weekly Infectious Disease Report
Week 25
June 16, 2019 - June 22, 2019**

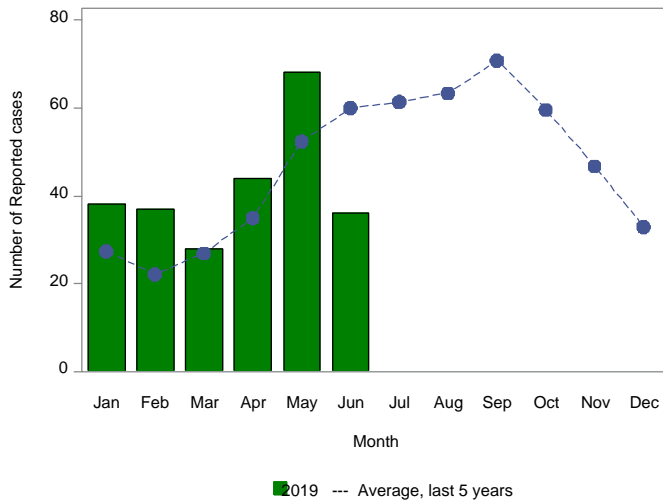
This report is prepared by the Epidemiology and Response Division (ERD) Infectious Disease Epidemiology Bureau (IDEB) for notifiable infectious diseases reported through the New Mexico Electronic Disease Surveillance Systems (NM-EDSS). NM-EDSS is a web-based system used by public health staff throughout the state to track investigations of suspected, probable and confirmed cases of notifiable infectious diseases. Data for the current year are provisional and subject to change upon the completion of ongoing disease investigations. Data for prior years are also subject to minor revisions due to corrections or identification of historical cases. Questions regarding the content of this report should be referred to the IDEB Surveillance Team at 505-827-0006.

Sexually Transmitted Diseases, Tuberculosis and HIV/AIDS data are currently reported through other systems. For information on these diseases, contact the responsible programs directly: Sexually Transmitted Diseases, 505-476-3611, Tuberculosis, 505-827-2500, HIV/AIDS, 505-476-3515.

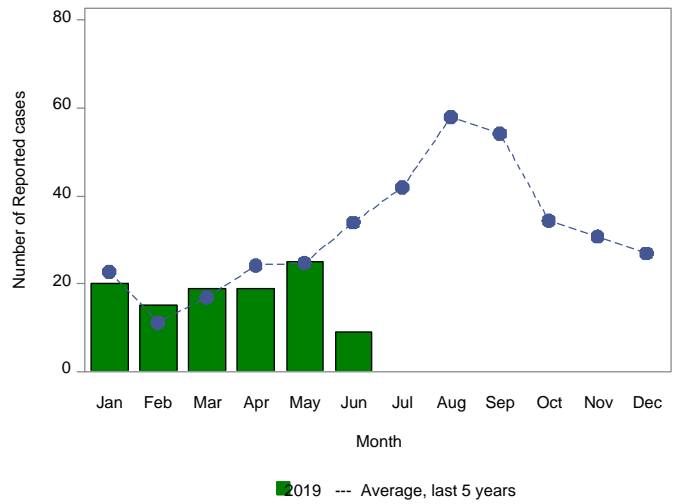
Monthly Trends for Selected Notifiable Infectious Diseases As of June 22, 2019

Includes probable and confirmed cases only.
Data for the current year are provisional and may change significantly upon the completion of ongoing investigations.
Data for prior years are also subject to minor revisions due to corrections or identification of historical cases.

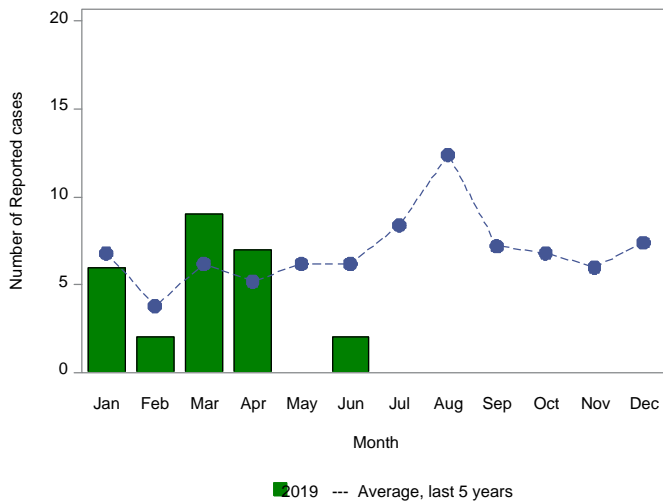
Number of Reported Cases of Campylobacteriosis by Month



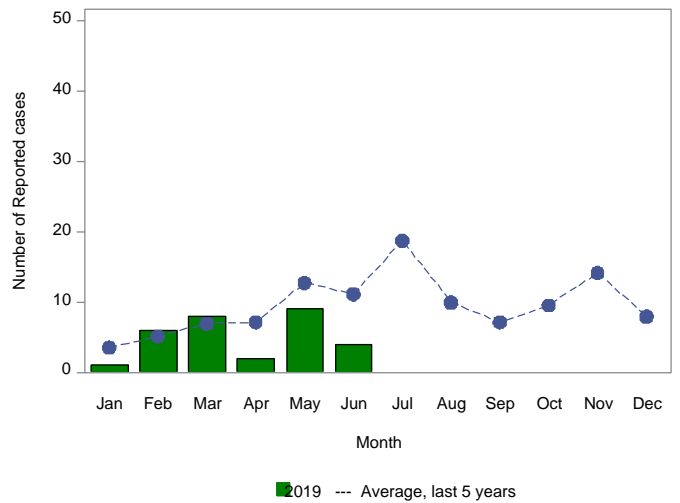
Number of Reported Cases of Salmonellosis by Month



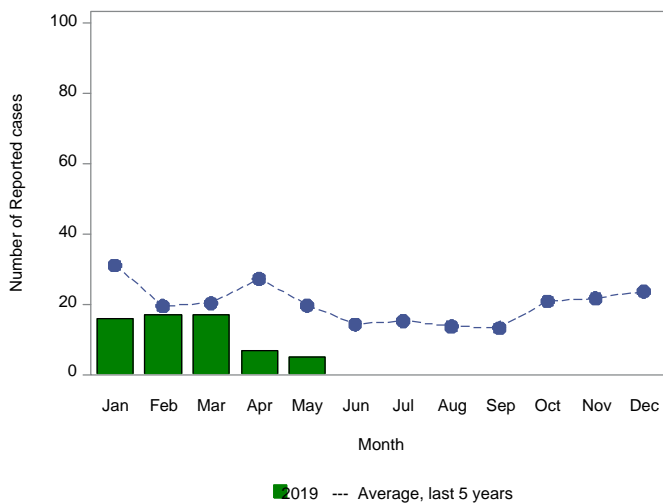
Number of Reported Cases of Giardiasis by Month



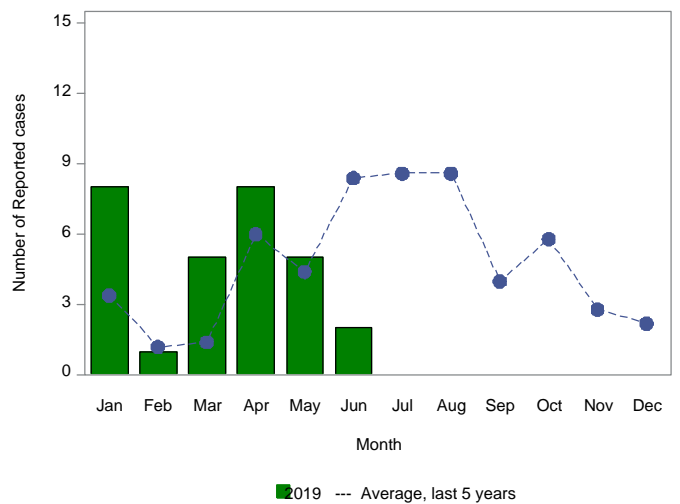
Number of Reported Cases of Shigellosis by Month



Number of Reported Cases of Pertussis by Month



Number of Reported Cases of Shiga toxin-producing E. coli by Month



Summary of Notifiable Infectious Diseases Reported to the New Mexico Electronic Disease Surveillance System (NM-EDSS) As of June 22, 2019

Includes probable and confirmed cases only.
Data for the current year are provisional and may change significantly upon the completion of ongoing investigations.
Data for prior years are also subject to minor revisions due to corrections or identification of historical cases.

Condition	This week	5-year weekly average	Week diff	Last 4 weeks	5-year 4-week average	Last 4 weeks diff	YTD 2019	5-year YTD average	YTD diff	Total 2018	Total 2017
Acute flaccid myelitis	0	0	0	0	0	0	0	0	0	1	0
Amebiasis	0	0	0	0	0	0	0	1	-1	0	0
Botulism, foodborne	0	0	0	0	0	0	0	0	0	0	0
Botulism, infant	0	0	0	0	0	0	0	0	0	0	0
Botulism, wound	0	0	0	0	0	0	1	0	1	1	1
Brucellosis	0	0	0	0	0	0	0	0	0	0	0
Campylobacteriosis	11	13	-2	57	55	2	254	213	41	618	788
Carbapenem Resistant Enterobacteriaceae	0	0	0	1	1	0	9	5	4	33	13
Chikungunya	0	0	0	0	0	0	1	1	0	1	0
Cholera	0	0	0	0	0	0	0	0	0	0	0
Coccidioidomycosis	2	1	1	2	4	-2	15	18	-3	56	25
Colorado tick fever	0	0	0	0	0	0	0	0	0	0	0
Cryptosporidiosis	0	2	-2	0	6	-6	14	25	-11	89	122
Cyclosporiasis	0	0	0	0	0	0	0	1	-1	2	4
Cysticercosis (Taenia solium)	0	0	0	0	0	0	0	1	-1	3	0
Dengue Fever	0	0	0	0	0	0	0	1	-1	1	0
Ehrlichiosis, chaffeensis	0	0	0	0	0	0	0	0	0	0	0
Giardiasis	1	1	0	2	5	-3	27	33	-6	67	80
Group A Streptococcus, invasive	4	5	-1	20	20	0	128	136	-8	357	314
Group B Streptococcus, invasive	5	5	0	15	19	-4	100	112	-12	218	250
Haemophilus influenzae, invasive	0	1	-1	3	3	0	29	31	-2	57	48
Hansen disease (Leprosy)	0	0	0	0	0	0	0	0	0	0	0
Hantavirus pulmonary syndrome	0	0	0	0	1	-1	2	3	-1	0	5
Hemolytic uremic synd,postdiarrheal	0	0	0	0	0	0	0	1	-1	2	0
Hepatitis A, acute	0	0	0	8	1	7	103	3	100	22	4
Hepatitis B Viral Infection, Perinatal	0	0	0	0	0	0	0	0	0	0	0
Hepatitis B virus infection, Chronic	1	2	-1	6	9	-3	72	62	10	164	141
Hepatitis B, acute	0	0	0	0	0	0	2	1	1	4	1
Hepatitis C Virus Infection, chronic or resolved*	6	58	-52	79	243	-164	733	1609	-876	1869	1814
Hepatitis C, acute	0	0	0	0	2	-2	13	15	-2	32	35
Hepatitis E, acute	0	0	0	0	0	0	1	0	1	0	0
Influenza-associated Pediatric Mortality	0	0	0	0	0	0	2	1	1	4	0
Legionellosis	2	0	2	2	1	1	7	4	3	23	13
Listeriosis	0	0	0	0	0	0	0	1	-1	4	2
Lyme disease	0	0	0	0	0	0	0	0	0	2	3
Malaria	0	0	0	0	0	0	1	1	0	4	1

*Data are affected by significant reporting delays

Summary of Notifiable Infectious Diseases Reported to the New Mexico Electronic Disease Surveillance System (NM-EDSS) As of June 22, 2019

Includes probable and confirmed cases only.
Data for the current year are provisional and may change significantly upon the completion of ongoing investigations.
Data for prior years are also subject to minor revisions due to corrections or identification of historical cases.

Condition	This week	5-year weekly average	Week diff	Last 4 weeks	5-year 4-week average	Last 4 weeks diff	YTD 2019	5-year YTD average	YTD diff	Total 2018	Total 2017
Measles (Rubeola)	0	0	0	0	0	0	1	0	1	0	0
Mumps	0	0	0	0	1	-1	11	1	10	6	1
Necrotizing Fasciitis	0	0	0	0	1	-1	1	7	-6	9	4
Neisseria meningitidis, invasive (Mening. disease)	0	0	0	0	0	0	1	1	0	1	2
Pertussis	0	3	-3	0	13	-13	64	129	-65	242	198
Plague	0	0	0	0	1	-1	0	1	-1	0	4
Poliovirus infection nonparalytic	1	0	1	1	0	1	1	0	1	0	0
Q fever	0	0	0	0	0	0	0	1	-1	5	0
Rabies, animal	0	0	0	2	2	0	13	4	9	15	13
Relapsing Fever (tick-borne)	0	0	0	0	0	0	0	0	0	0	0
Rubella	0	0	0	0	0	0	0	0	0	0	0
Salmonellosis	4	8	-4	13	29	-16	112	127	-15	425	356
Shiga toxin-producing Escherichia coli (STEC)	1	2	-1	2	6	-4	30	23	7	109	43
Shigellosis	0	3	-3	8	9	-1	31	43	-12	66	131
Spotted Fever Rickettsiosis	0	0	0	0	0	0	0	1	-1	3	3
Strep pneumoniae, invasive	3	4	-1	27	16	11	222	195	27	294	308
Streptococcal toxic-shock syndrome	0	0	0	0	0	0	0	0	0	0	0
Tetanus	0	0	0	0	0	0	0	0	0	0	0
Toxic-shock syndrome, staphylococcal	0	0	0	0	0	0	1	0	1	0	0
Tularemia, Human	0	0	0	0	1	-1	2	2	0	1	5
Typhoid fever (Salmonella typhi) - 2018 and prior	0	0	0	0	0	0	0	0	0	0	1
Varicella (Chickenpox)	1	1	0	8	3	5	52	37	15	60	70
Vibriosis	0	0	0	0	0	0	0	1	-1	13	3
West Nile virus neuroinvasive disease	0	0	0	0	0	0	0	0	0	5	20
West Nile virus non-neuroinvasive disease	0	0	0	0	0	0	0	0	0	2	13
Yersiniosis (non pestis)	0	0	0	0	0	0	5	2	3	7	10
Zika virus disease, non-congenital	0	0	0	0	0	0	0	1	-1	0	0

*Data are affected by significant reporting delays