



**New Mexico Department of Health
2018 Weekly Infectious Disease Report
Week 24
June 10, 2018 - June 16, 2018**

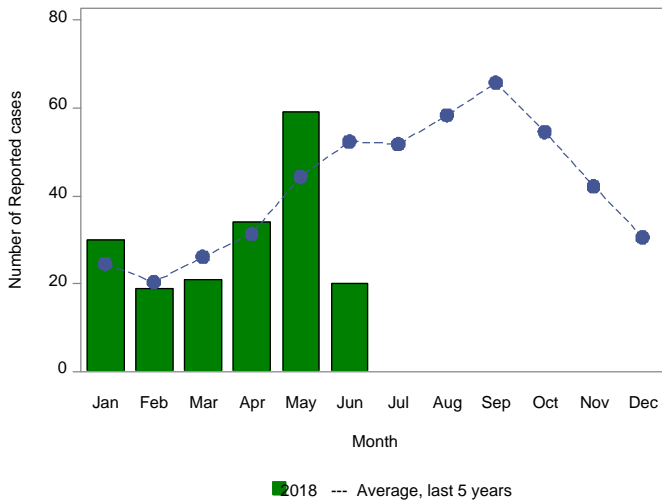
This report is prepared by the Epidemiology and Response Division (ERD) Infectious Disease Epidemiology Bureau (IDEB) for notifiable infectious diseases reported through the New Mexico Electronic Disease Surveillance Systems (NM-EDSS). NM-EDSS is a web-based system used by public health staff throughout the state to track investigations of suspected, probable and confirmed cases of notifiable infectious diseases. Data for the current year are provisional and subject to change upon the completion of ongoing disease investigations. Data for prior years are also subject to minor revisions due to corrections or identification of historical cases. Questions regarding the content of this report should be referred to the IDEB Surveillance Team at 505-827-0006.

Sexually Transmitted Diseases, Tuberculosis and HIV/AIDS data are currently reported through other systems. For information on these diseases, contact the responsible programs directly: Sexually Transmitted Diseases, 505-476-3611, Tuberculosis, 505-827-2500, HIV/AIDS, 505-476-3515.

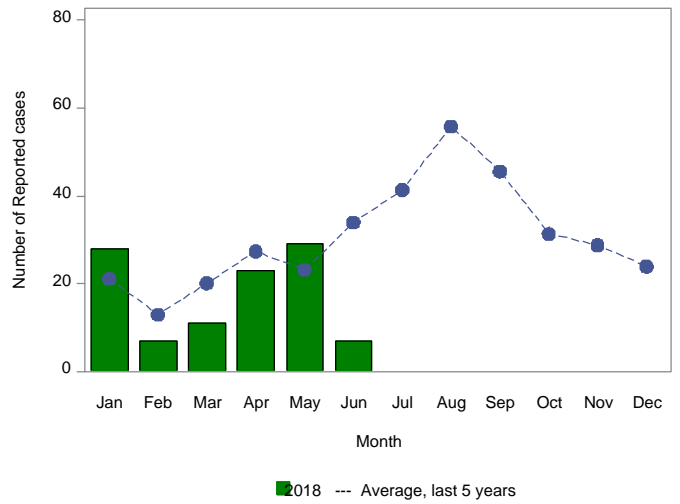
Monthly Trends for Selected Notifiable Infectious Diseases As of June 16, 2018

Includes probable and confirmed cases only.
Data for the current year are provisional and may change significantly upon the completion of ongoing investigations.
Data for prior years are also subject to minor revisions due to corrections or identification of historical cases.

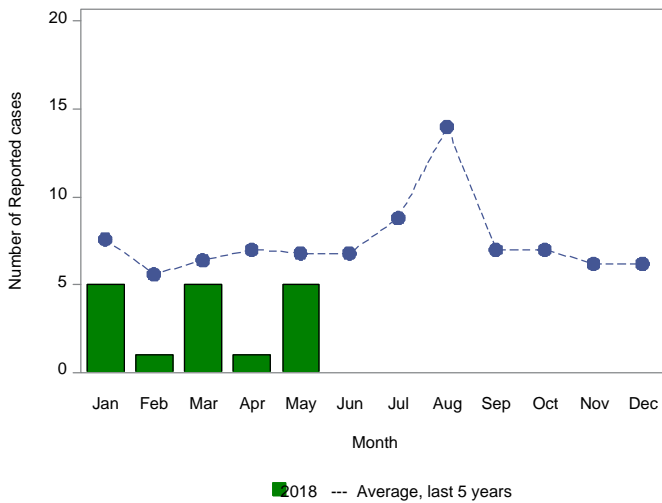
Number of Reported Cases of Campylobacteriosis by Month



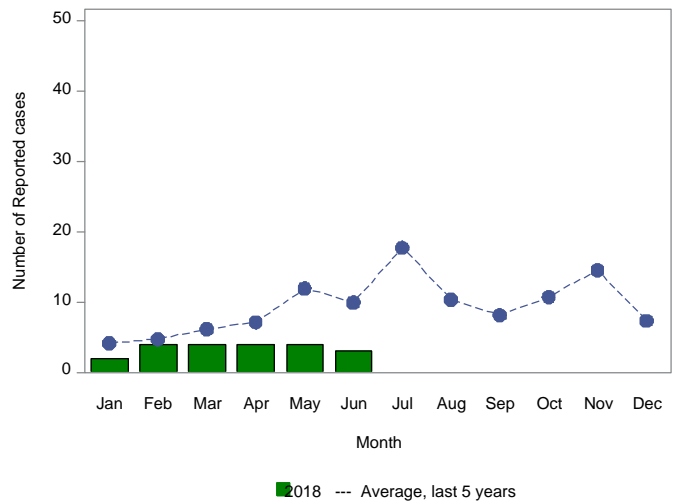
Number of Reported Cases of Salmonellosis by Month



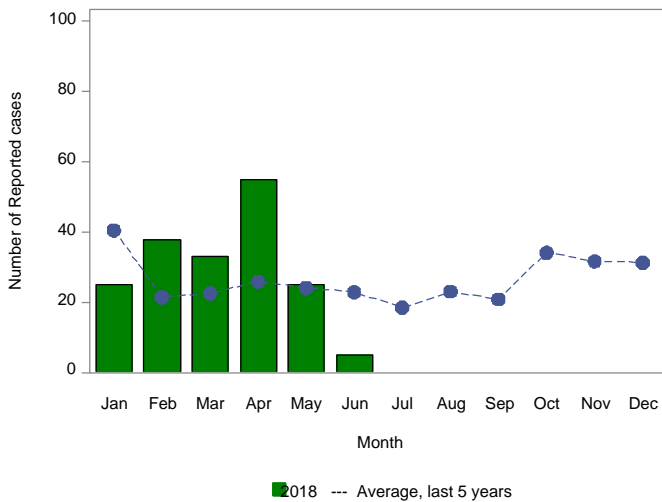
Number of Reported Cases of Giardiasis by Month



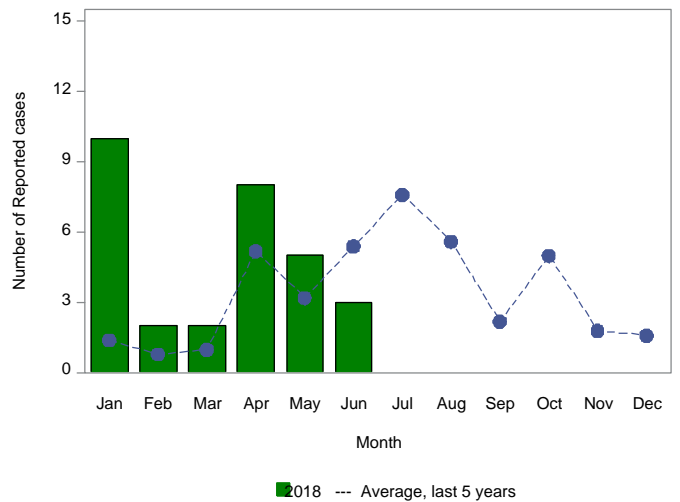
Number of Reported Cases of Shigellosis by Month



Number of Reported Cases of Pertussis by Month



Number of Reported Cases of Shiga toxin-producing E. coli by Month



Summary of Notifiable Infectious Diseases Reported to the New Mexico Electronic Disease Surveillance System (NM-EDSS) As of June 16, 2018

Includes probable and confirmed cases only.
Data for the current year are provisional and may change significantly upon the completion of ongoing investigations.
Data for prior years are also subject to minor revisions due to corrections or identification of historical cases.

Condition	This week	5-year weekly average	Week diff	Last 4 weeks	5-year 4-week average	Last 4 weeks diff	YTD 2018	5-year YTD average	YTD diff	Total 2017	Total 2016
Acute flaccid myelitis	0	0	0	0	0	0	0	0	0	0	3
Amebiasis	0	0	0	0	0	0	0	1	-1	0	0
Botulism, foodborne	0	0	0	0	0	0	0	0	0	0	0
Botulism, infant	0	0	0	0	0	0	0	0	0	0	0
Botulism, wound	1	0	1	1	0	1	1	0	1	1	4
Brucellosis	0	0	0	0	0	0	0	0	0	0	1
Campylobacteriosis	8	12	-4	44	47	-3	182	177	5	787	527
Carbapenem Resistant Enterobacteriaceae	0	0	0	3	1	2	14	1	13	10	0
Chikungunya	0	0	0	0	0	0	1	1	0	0	3
Cholera	0	0	0	0	0	0	0	0	0	0	0
Coccidioidomycosis	1	1	0	1	4	-3	18	14	4	23	28
Colorado tick fever	0	0	0	0	0	0	0	0	0	0	0
Cryptosporidiosis	1	1	0	3	5	-2	24	21	3	122	74
Cyclosporiasis	0	0	0	0	0	0	0	1	-1	4	1
Cysticercosis (Taenia solium)	0	0	0	1	0	1	2	1	1	0	1
Dengue Fever	0	0	0	0	0	0	0	1	-1	0	5
Ehrlichiosis, chaffeensis	0	0	0	0	0	0	0	0	0	0	0
Giardiasis	0	1	-1	0	5	-5	17	36	-19	80	83
Group A Streptococcus, invasive	1	4	-3	21	17	4	185	101	84	313	214
Group B Streptococcus, invasive	5	5	0	16	18	-2	85	109	-24	250	247
Haemophilus influenzae, invasive	0	1	-1	3	3	0	27	29	-2	48	52
Hansen disease (Leprosy)	0	0	0	0	0	0	0	0	0	0	0
Hantavirus pulmonary syndrome	0	0	0	0	1	-1	0	3	-3	5	8
Hemolytic uremic synd,postdiarrheal	0	0	0	0	0	0	1	0	1	0	3
Hepatitis A, acute	1	0	1	2	2	0	2	5	-3	4	4
Hepatitis B Viral Infection, Perinatal	0	0	0	0	0	0	1	0	1	0	0
Hepatitis B virus infection, Chronic	1	2	-1	9	9	0	68	59	9	143	114
Hepatitis B, acute	0	0	0	0	0	0	2	1	1	1	2
Hepatitis C Virus Infection, chronic or resolved*	7	56	-49	30	227	-197	443	1436	-993	1553	3518
Hepatitis C, acute	0	0	0	0	2	-2	6	11	-5	32	46
Hepatitis E, acute	0	0	0	0	0	0	0	0	0	0	0
Influenza-associated Pediatric Mortality	0	0	0	0	0	0	3	0	3	0	0
Legionellosis	0	0	0	0	0	0	5	4	1	13	22
Listeriosis	0	0	0	0	0	0	1	0	1	2	3
Lyme disease	0	0	0	0	0	0	1	0	1	3	1
Malaria	0	0	0	0	0	0	3	1	2	1	2

*Data are affected by significant reporting delays

Summary of Notifiable Infectious Diseases Reported to the New Mexico Electronic Disease Surveillance System (NM-EDSS) As of June 16, 2018

Includes probable and confirmed cases only.
Data for the current year are provisional and may change significantly upon the completion of ongoing investigations.
Data for prior years are also subject to minor revisions due to corrections or identification of historical cases.

Condition	This week	5-year weekly average	Week diff	Last 4 weeks	5-year 4-week average	Last 4 weeks diff	YTD 2018	5-year YTD average	YTD diff	Total 2017	Total 2016
Measles (Rubeola)	0	0	0	0	0	0	0	0	0	0	0
Mumps	1	0	1	2	0	2	4	0	4	1	2
Necrotizing Fasciitis	0	0	0	1	1	0	4	7	-3	3	10
Neisseria meningitidis, invasive (Mening. disease)	0	0	0	0	0	0	1	1	0	2	2
Pertussis	1	5	-4	11	21	-10	182	147	35	197	158
Plague	0	0	0	0	1	-1	0	1	-1	4	4
Q fever	0	0	0	1	0	1	4	1	3	0	0
Rabies, animal	0	0	0	3	2	1	5	3	2	13	4
Relapsing Fever (tick-borne)	0	0	0	0	0	0	0	0	0	0	0
Rubella	0	0	0	0	0	0	1	0	1	0	0
Salmonellosis	5	8	-3	22	25	-3	105	122	-17	353	340
Shiga toxin-producing Escherichia coli (STEC)	2	1	1	4	4	0	30	15	15	42	48
Shigellosis	2	2	0	5	6	-1	22	38	-16	130	235
Spotted Fever Rickettsiosis	0	0	0	1	0	1	2	1	1	3	0
Strep pneumoniae, invasive	1	4	-3	10	20	-10	179	195	-16	308	302
Streptococcal toxic-shock syndrome	0	0	0	0	0	0	0	0	0	0	0
Tetanus	0	0	0	0	0	0	0	0	0	0	0
Tularemia, Human	0	0	0	0	1	-1	0	1	-1	5	7
Typhoid fever (Salmonella typhi)	0	0	0	0	0	0	0	0	0	1	0
Varicella (Chickenpox)	0	1	-1	2	3	-1	30	38	-8	70	58
Vibrio parahaemolyticus	0	0	0	0	0	0	0	0	0	0	1
Vibrio spp., non-toxigenic, other or unspecified	0	0	0	0	0	0	0	0	0	0	1
Vibrio vulnificus infection	0	0	0	0	0	0	0	0	0	0	1
Vibriosis (non-cholera Vibrio species infections)	0	0	0	0	0	0	4	0	4	3	0
West Nile virus neuroinvasive disease	0	0	0	0	0	0	0	0	0	20	6
West Nile virus non-neuroinvasive disease	0	0	0	0	0	0	0	0	0	13	1
Yersiniosis	0	0	0	0	0	0	3	1	2	10	4
Zika virus disease, non-congenital	0	0	0	0	0	0	0	1	-1	0	10

*Data are affected by significant reporting delays