



**New Mexico Department of Health
2017 Weekly Infectious Disease Report
Week 45
November 5, 2017 - November 11, 2017**

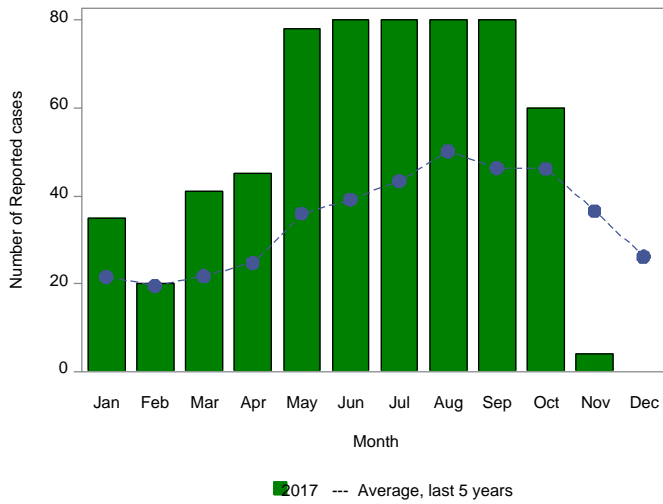
This report is prepared by the Infectious Disease Epidemiology Bureau (IDEB) for notifiable infectious diseases reported through the New Mexico Electronic Disease Surveillance Systems (NM-EDSS). NM-EDSS is a web-based system used by public health staff throughout the state to track investigations of suspected, probable and confirmed cases of notifiable infectious diseases. Data for the current year are provisional and subject to change upon the completion of ongoing disease investigations. Data for prior years are also subject to minor revisions due to corrections or identification of historical cases. Questions regarding the content of this report should be referred to the IDEB Surveillance Team at 505-827-0006.

Sexually Transmitted Diseases, Tuberculosis and HIV/AIDS data are currently reported through other systems. For information on these diseases, contact the responsible programs directly: Sexually Transmitted Diseases, 505-476-3611, Tuberculosis, 505-827-2500, HIV/AIDS, 505-476-3515.

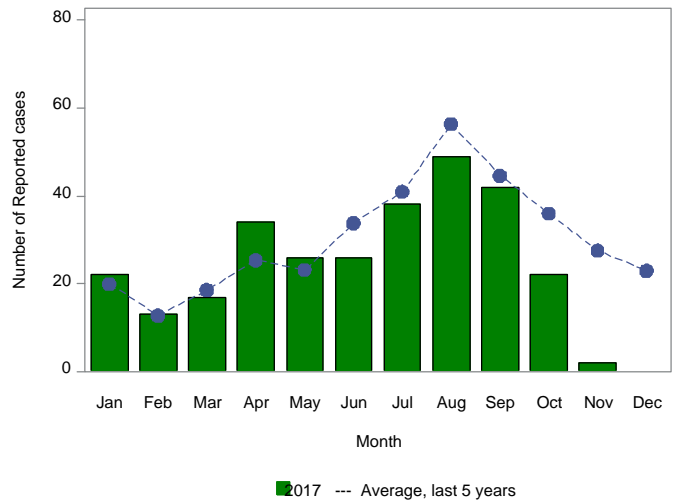
Monthly Trends for Selected Notifiable Infectious Diseases As of November 11, 2017

Includes probable and confirmed cases only.
Data for the current year are provisional and may change significantly upon the completion of ongoing investigations.
Data for prior years are also subject to minor revisions due to corrections or identification of historical cases.

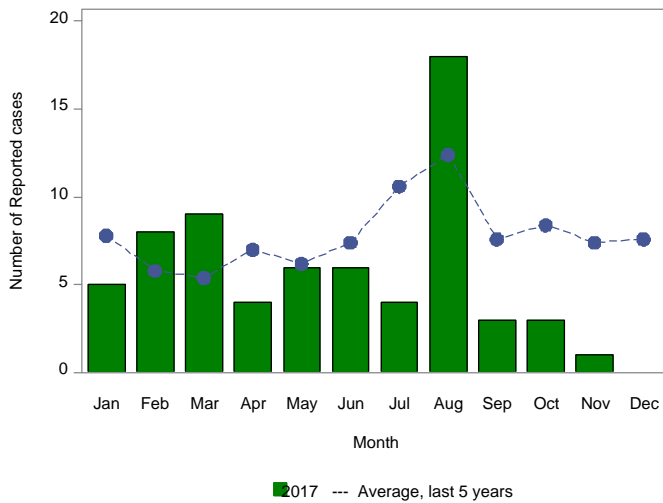
Number of Reported Cases of Campylobacteriosis by Month



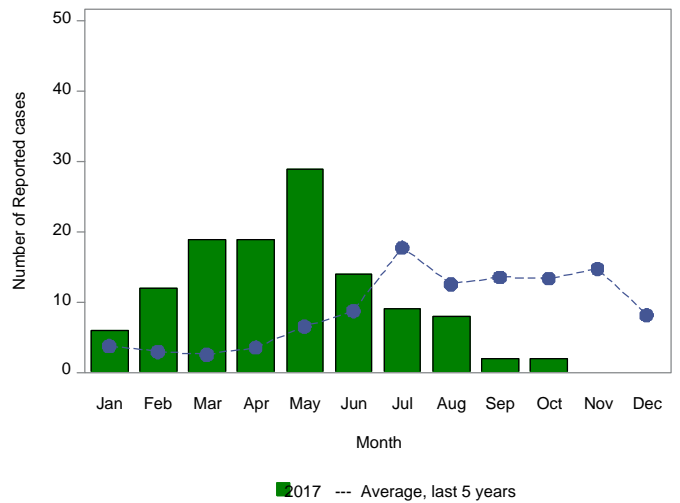
Number of Reported Cases of Salmonellosis by Month



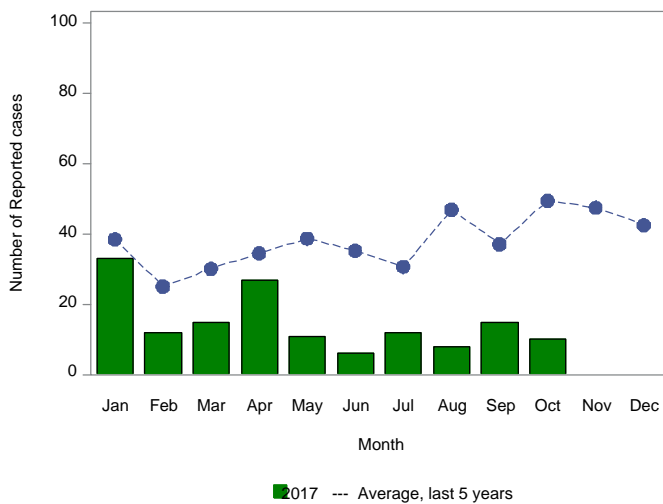
Number of Reported Cases of Giardiasis by Month



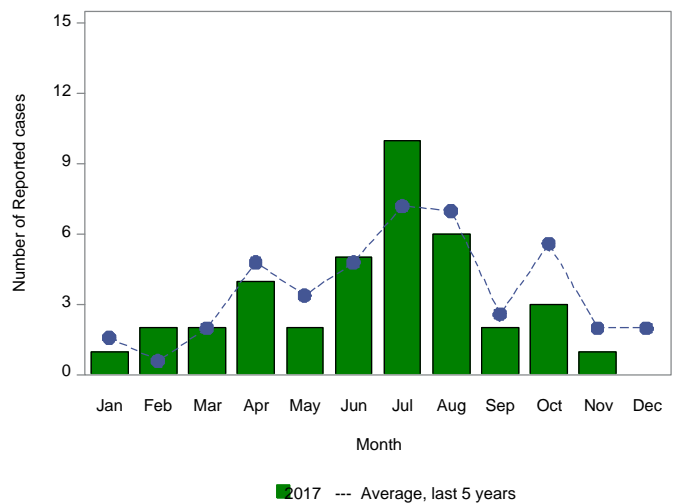
Number of Reported Cases of Shigellosis by Month



Number of Reported Cases of Pertussis by Month



Number of Reported Cases of Shiga toxin-producing E. coli by Month



Summary of Notifiable Infectious Diseases Reported to the New Mexico Electronic Disease Surveillance System (NM-EDSS) As of November 11, 2017

Includes probable and confirmed cases only.
Data for the current year are provisional and may change significantly upon the completion of ongoing investigations.
Data for prior years are also subject to minor revisions due to corrections or identification of historical cases.

Condition	This week	5-year weekly average	Week diff	Last 4 weeks	5-year 4-week average	Last 4 weeks diff	YTD 2017	5-year YTD average	YTD diff	Total 2016	Total 2015
Acute flaccid myelitis	0	0	0	0	0	0	0	1	-1	3	1
Amebiasis	0	0	0	0	0	0	0	1	-1	0	3
Botulism, foodborne	0	0	0	0	0	0	0	0	0	0	2
Botulism, infant	0	0	0	0	0	0	0	1	-1	0	1
Botulism, wound	0	0	0	0	0	0	1	1	0	4	0
Brucellosis	0	0	0	0	0	0	0	0	0	1	0
Campylobacteriosis	0	9	-9	27	42	-15	673	367	306	527	481
Carbapenem Resistant Enterobacteriaceae	0	0	0	0	0	0	9	0	9	0	0
Chikungunya	0	0	0	0	0	0	0	1	-1	3	0
Cholera	0	0	0	0	0	0	0	0	0	0	0
Coccidioidomycosis	0	0	0	0	2	-2	11	32	-21	26	36
Colorado tick fever	0	0	0	0	0	0	0	0	0	0	0
Cryptosporidiosis	0	1	-1	9	4	5	108	65	43	74	52
Cyclosporiasis	0	0	0	1	0	1	4	1	3	1	2
Cysticercosis (Taenia solium)	0	0	0	0	0	0	0	1	-1	1	3
Dengue Fever	0	0	0	0	0	0	0	1	-1	5	3
Ehrlichiosis, chaffeensis	0	0	0	0	0	0	0	0	0	0	0
Giardiasis	0	2	-2	2	7	-5	69	80	-11	81	79
Group A Streptococcus, invasive	0	3	-3	12	14	-2	235	145	90	214	168
Group B Streptococcus, invasive	0	5	-5	11	18	-7	214	202	12	249	226
Haemophilus influenzae, invasive	0	1	-1	1	3	-2	38	44	-6	52	61
Hansen disease (Leprosy)	0	0	0	0	0	0	0	0	0	0	0
Hantavirus pulmonary syndrome	0	0	0	0	1	-1	5	3	2	8	1
Hemolytic uremic synd.postdiarrheal	0	0	0	0	0	0	0	1	-1	3	0
Hepatitis A, acute	0	0	0	0	0	0	2	9	-7	4	6
Hepatitis B Viral Infection, Perinatal	0	0	0	0	0	0	0	0	0	0	0
Hepatitis B virus infection, Chronic	0	3	-3	2	11	-9	119	106	13	114	118
Hepatitis B, acute	0	0	0	0	0	0	0	2	-2	2	2
Hepatitis C Virus Infection, chronic or resolved*	3	68	-65	49	264	-215	960	2949	-1989	3355	5818
Hepatitis C, acute	0	0	0	1	1	0	21	22	-1	45	42
Hepatitis E, acute	0	0	0	0	0	0	0	0	0	0	0
Legionellosis	0	0	0	1	2	-1	12	11	1	22	17
Listeriosis	0	0	0	0	1	-1	2	4	-2	3	3
Lyme disease	0	0	0	0	0	0	3	2	1	1	0
Malaria	0	0	0	0	0	0	2	2	0	2	3
Measles (Rubeola)	0	0	0	0	0	0	0	0	0	0	0

*Data are affected by significant reporting delays

Summary of Notifiable Infectious Diseases Reported to the New Mexico Electronic Disease Surveillance System (NM-EDSS) As of November 11, 2017

Includes probable and confirmed cases only.
Data for the current year are provisional and may change significantly upon the completion of ongoing investigations.
Data for prior years are also subject to minor revisions due to corrections or identification of historical cases.

Condition	This week	5-year weekly average	Week diff	Last 4 weeks	5-year 4-week average	Last 4 weeks diff	YTD 2017	5-year YTD average	YTD diff	Total 2016	Total 2015
Mumps	0	0	0	0	0	0	4	1	3	2	1
Necrotizing Fasciitis	0	0	0	0	2	-2	2	14	-12	10	21
Neisseria meningitidis, invasive (Mening. disease)	0	0	0	0	0	0	2	2	0	2	1
Pertussis	0	12	-12	2	47	-45	149	387	-238	158	243
Plague	0	0	0	0	0	0	4	3	1	4	4
Q fever	0	0	0	0	0	0	0	1	-1	0	0
Rabies, animal	0	0	0	0	0	0	10	17	-7	4	13
Relapsing Fever (tick-borne)	0	0	0	0	0	0	0	0	0	0	0
Rubella	0	0	0	0	0	0	0	0	0	0	0
Salmonellosis	0	6	-6	8	28	-20	292	322	-30	340	448
Shiga toxin-producing Escherichia coli (STEC)	0	1	-1	3	4	-1	38	40	-2	48	36
Shigellosis	0	4	-4	2	15	-13	120	93	27	234	77
Spotted Fever Rickettsiosis	0	0	0	0	0	0	3	2	1	0	2
Strep pneumoniae, invasive	0	5	-5	9	17	-8	244	257	-13	302	280
Streptococcal toxic-shock syndrome	0	0	0	0	0	0	0	0	0	0	0
Tetanus	0	0	0	0	0	0	0	0	0	0	1
Tularemia, Human	0	0	0	0	0	0	5	5	0	7	8
Typhoid fever (Salmonella typhi)	0	0	0	0	0	0	1	0	1	0	1
Varicella (Chickenpox)	0	1	-1	1	6	-5	65	63	2	58	57
Vibrio parahaemolyticus	0	0	0	0	0	0	0	1	-1	1	1
Vibrio spp., non-toxigenic, other or unspecified	0	0	0	0	0	0	0	1	-1	1	1
Vibrio vulnificus infection	0	0	0	0	0	0	0	0	0	1	0
Vibriosis (non-cholera Vibrio species infections)	0	0	0	0	0	0	3	0	3	0	0
West Nile virus neuroinvasive disease	0	0	0	0	0	0	18	16	2	6	12
West Nile virus non-neuroinvasive disease	0	0	0	1	0	1	12	9	3	1	2
Yersiniosis	0	0	0	1	0	1	7	3	4	4	4
Zika virus disease, non-congenital	0	0	0	0	0	0	0	2	-2	10	0

*Data are affected by significant reporting delays