



**New Mexico Department of Health
2017 Weekly Infectious Disease Report
Week 28
July 9, 2017 - July 15, 2017**

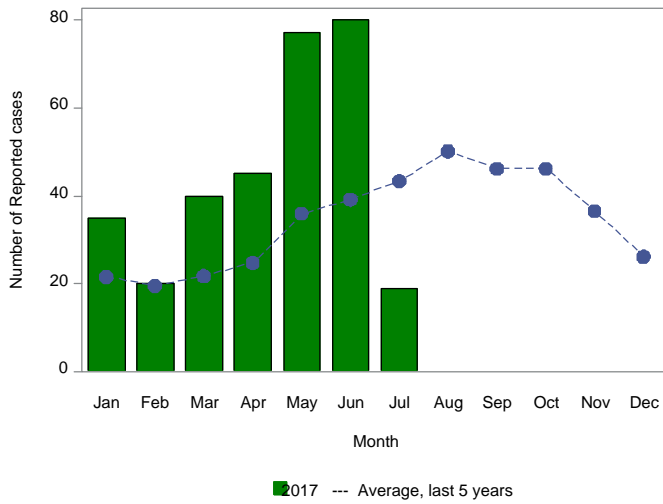
This report is prepared by the Infectious Disease Epidemiology Bureau (IDEB) for notifiable infectious diseases reported through the New Mexico Electronic Disease Surveillance Systems (NM-EDSS). NM-EDSS is a web-based system used by public health staff throughout the state to track investigations of suspected, probable and confirmed cases of notifiable infectious diseases. Data for the current year are provisional and subject to change upon the completion of ongoing disease investigations. Data for prior years are also subject to minor revisions due to corrections or identification of historical cases. Questions regarding the content of this report should be referred to the IDEB Surveillance Team at 505-827-0006.

Sexually Transmitted Diseases, Tuberculosis and HIV/AIDS data are currently reported through other systems. For information on these diseases, contact the responsible programs directly: Sexually Transmitted Diseases, 505-476-3611, Tuberculosis, 505-827-2500, HIV/AIDS, 505-476-3515.

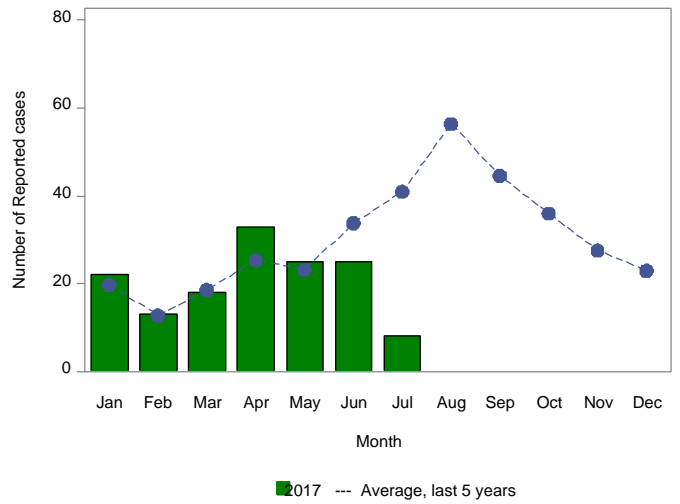
Monthly Trends for Selected Notifiable Infectious Diseases As of July 15, 2017

Includes probable and confirmed cases only.
Data for the current year are provisional and may change significantly upon the completion of ongoing investigations.
Data for prior years are also subject to minor revisions due to corrections or identification of historical cases.

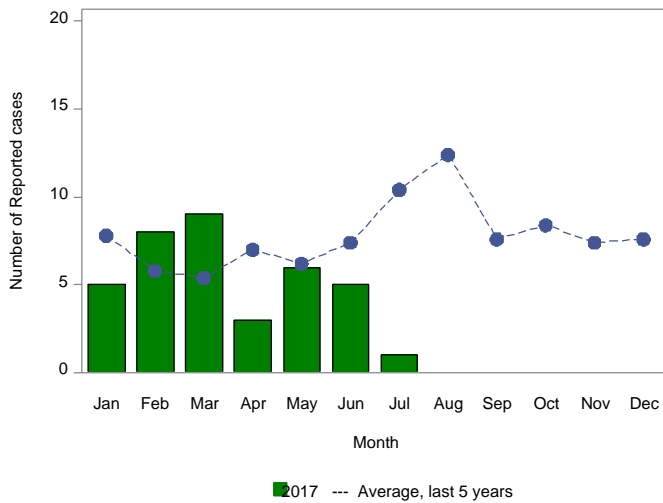
Number of Reported Cases of Campylobacteriosis by Month



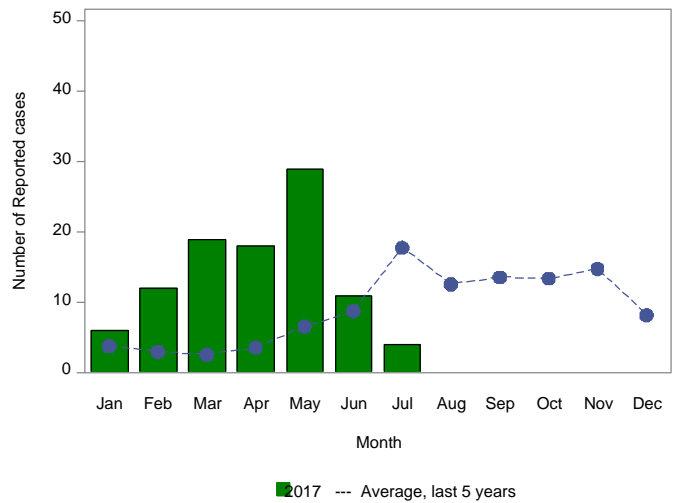
Number of Reported Cases of Salmonellosis by Month



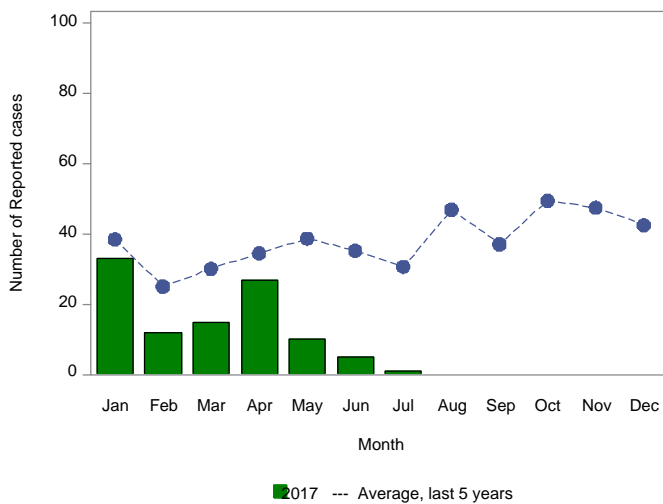
Number of Reported Cases of Giardiasis by Month



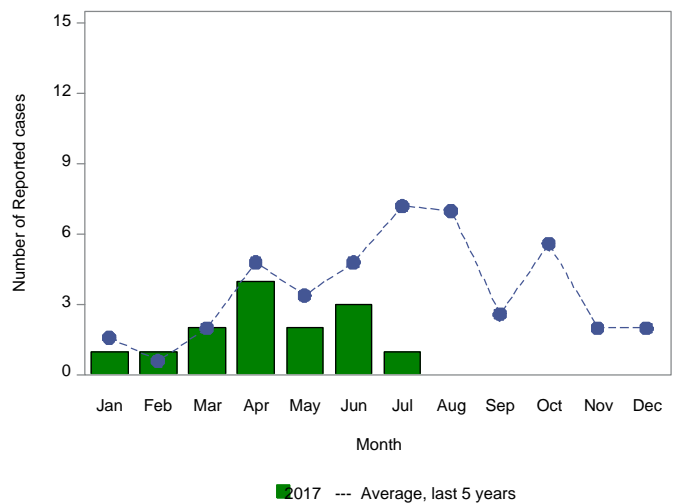
Number of Reported Cases of Shigellosis by Month



Number of Reported Cases of Pertussis by Month



Number of Reported Cases of Shiga toxin-producing E. coli by Month



Summary of Notifiable Infectious Diseases Reported to the New Mexico Electronic Disease Surveillance System (NM-EDSS) As of July 15, 2017

Includes probable and confirmed cases only.
Data for the current year are provisional and may change significantly upon the completion of ongoing investigations.
Data for prior years are also subject to minor revisions due to corrections or identification of historical cases.

Condition	This week	5-year weekly average	Week diff	Last 4 weeks	5-year 4-week average	Last 4 weeks diff	YTD 2017	5-year YTD average	YTD diff	Total 2016	Total 2015
Acute flaccid myelitis	0	0	0	0	0	0	0	0	0	3	1
Amebiasis	0	0	0	0	0	0	0	1	-1	0	3
Botulism, foodborne	0	0	0	0	0	0	0	0	0	0	2
Botulism, infant	0	0	0	0	0	0	0	0	0	0	1
Botulism, wound	1	0	1	1	1	0	1	1	0	4	0
Brucellosis	0	0	0	0	0	0	0	0	0	1	0
Campylobacteriosis	4	10	-6	62	36	26	336	181	155	527	481
Carbapenem Resistant Enterobacteriaceae	0	0	0	2	0	2	3	0	3	0	0
Chikungunya	0	0	0	0	0	0	0	1	-1	3	0
Cholera	0	0	0	0	0	0	0	0	0	0	0
Coccidioidomycosis	0	1	-1	0	4	-4	3	21	-18	24	36
Colorado tick fever	0	0	0	0	0	0	0	0	0	0	0
Cryptosporidiosis	2	2	0	7	7	0	24	34	-10	74	52
Cyclosporiasis	0	0	0	2	0	2	3	0	3	1	2
Cysticercosis (Taenia solium)	0	0	0	0	0	0	0	1	-1	1	3
Dengue Fever	0	0	0	0	0	0	0	1	-1	5	3
Ehrlichiosis, chaffeensis	0	0	0	0	0	0	0	0	0	0	0
Giardiasis	1	2	-1	4	9	-5	38	44	-6	81	79
Group A Streptococcus, invasive	3	3	0	12	12	0	133	98	35	212	167
Group B Streptococcus, invasive	4	5	-1	13	19	-6	118	125	-7	248	223
Haemophilus influenzae, invasive	0	1	-1	2	2	0	27	32	-5	52	61
Hansen disease (Leprosy)	0	0	0	0	0	0	0	0	0	0	0
Hantavirus pulmonary syndrome	0	0	0	1	0	1	5	2	3	8	1
Hemolytic uremic synd.postdiarrheal	0	0	0	0	0	0	0	0	0	3	0
Hepatitis A, acute	0	0	0	0	1	-1	2	6	-4	4	6
Hepatitis B Viral Infection, Perinatal	0	0	0	0	0	0	0	0	0	0	0
Hepatitis B virus infection, Chronic	2	2	0	6	8	-2	81	64	17	113	118
Hepatitis B, acute	0	0	0	1	0	1	1	1	0	1	2
Hepatitis C Virus Infection, chronic or resolved*	20	63	-43	56	251	-195	528	1873	-1345	3129	5813
Hepatitis C, acute	1	0	1	2	1	1	8	14	-6	37	42
Hepatitis E, acute	0	0	0	0	0	0	0	0	0	0	0
Legionellosis	0	0	0	0	1	-1	3	4	-1	22	17
Listeriosis	0	0	0	0	0	0	1	1	0	3	3
Lyme disease	0	0	0	0	1	-1	0	0	0	1	0
Malaria	0	0	0	0	0	0	0	1	-1	2	3
Measles (Rubeola)	0	0	0	0	0	0	0	0	0	0	0

*Data are affected by significant reporting delays

Summary of Notifiable Infectious Diseases Reported to the New Mexico Electronic Disease Surveillance System (NM-EDSS) As of July 15, 2017

Includes probable and confirmed cases only.
Data for the current year are provisional and may change significantly upon the completion of ongoing investigations.
Data for prior years are also subject to minor revisions due to corrections or identification of historical cases.

Condition	This week	5-year weekly average	Week diff	Last 4 weeks	5-year 4-week average	Last 4 weeks diff	YTD 2017	5-year YTD average	YTD diff	Total 2016	Total 2015
Mumps	0	0	0	1	0	1	2	1	1	2	1
Necrotizing Fasciitis	0	0	0	0	1	-1	0	9	-9	10	21
Neisseria meningitidis, invasive (Mening. disease)	0	0	0	0	0	0	2	1	1	2	1
Pertussis	0	7	-7	4	31	-27	103	217	-114	158	243
Plague	0	0	0	0	0	0	3	1	2	4	4
Q fever	0	0	0	0	0	0	0	1	-1	0	0
Rabies, animal	0	0	0	1	1	0	1	11	-10	4	13
Relapsing Fever (tick-borne)	0	0	0	0	0	0	0	0	0	0	0
Rubella	0	0	0	0	0	0	0	0	0	0	0
Salmonellosis	3	9	-6	22	37	-15	145	152	-7	339	448
Shiga toxin-producing Escherichia coli (STEC)	1	1	0	1	6	-5	14	21	-7	48	36
Shigellosis	4	4	0	9	15	-6	99	37	62	234	77
Spotted Fever Rickettsiosis	0	0	0	0	0	0	1	1	0	0	2
Strep pneumoniae, invasive	4	3	1	10	13	-3	184	202	-18	301	279
Streptococcal toxic-shock syndrome	0	0	0	0	0	0	0	0	0	0	0
Tetanus	0	0	0	0	0	0	0	0	0	0	1
Tularemia, Human	0	0	0	0	1	-1	3	2	1	7	8
Typhoid fever (Salmonella typhi)	0	0	0	0	0	0	1	0	1	0	1
Varicella (Chickenpox)	0	1	-1	3	3	0	54	43	11	58	57
Vibrio parahaemolyticus	0	0	0	0	0	0	0	0	0	1	1
Vibrio spp., non-toxicogenic, other or unspecified	1	0	1	1	0	1	1	1	0	1	1
Vibrio vulnificus infection	0	0	0	0	0	0	0	0	0	1	0
West Nile virus neuroinvasive disease	0	0	0	0	0	0	1	0	1	6	12
West Nile virus non-neuroinvasive disease	0	0	0	0	0	0	2	1	1	0	2
Yersiniosis	1	0	1	2	0	2	3	1	2	4	4
Zika virus disease, non-congenital	0	0	0	0	1	-1	0	1	-1	10	0

*Data are affected by significant reporting delays