



**New Mexico Department of Health
2017 Weekly Infectious Disease Report
Week 26
June 25, 2017 - July 01, 2017**

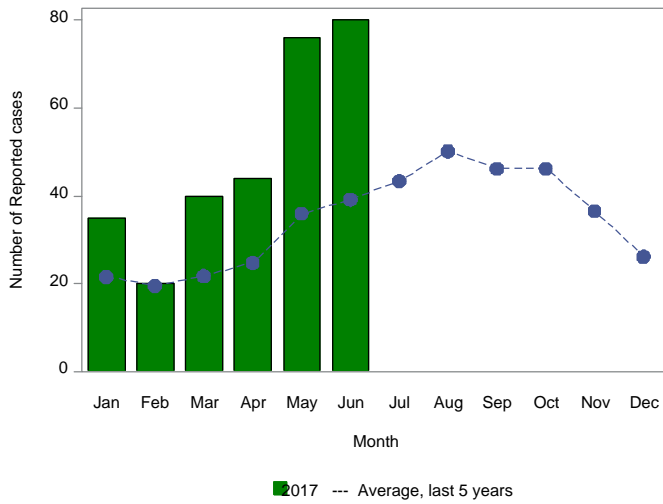
This report is prepared by the Infectious Disease Epidemiology Bureau (IDEB) for notifiable infectious diseases reported through the New Mexico Electronic Disease Surveillance Systems (NM-EDSS). NM-EDSS is a web-based system used by public health staff throughout the state to track investigations of suspected, probable and confirmed cases of notifiable infectious diseases. Data for the current year are provisional and subject to change upon the completion of ongoing disease investigations. Data for prior years are also subject to minor revisions due to corrections or identification of historical cases. Questions regarding the content of this report should be referred to the IDEB Surveillance Team at 505-827-0006.

Sexually Transmitted Diseases, Tuberculosis and HIV/AIDS data are currently reported through other systems. For information on these diseases, contact the responsible programs directly: Sexually Transmitted Diseases, 505-476-3611, Tuberculosis, 505-827-2500, HIV/AIDS, 505-476-3515.

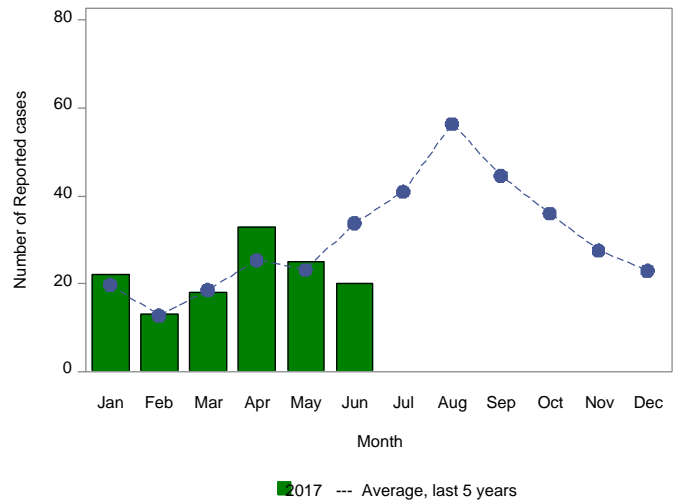
Monthly Trends for Selected Notifiable Infectious Diseases As of July 01, 2017

Includes probable and confirmed cases only.
Data for the current year are provisional and may change significantly upon the completion of ongoing investigations.
Data for prior years are also subject to minor revisions due to corrections or identification of historical cases.

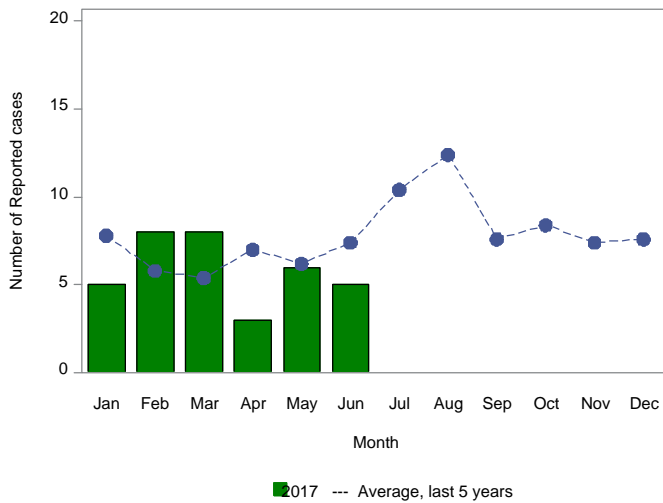
Number of Reported Cases of Campylobacteriosis by Month



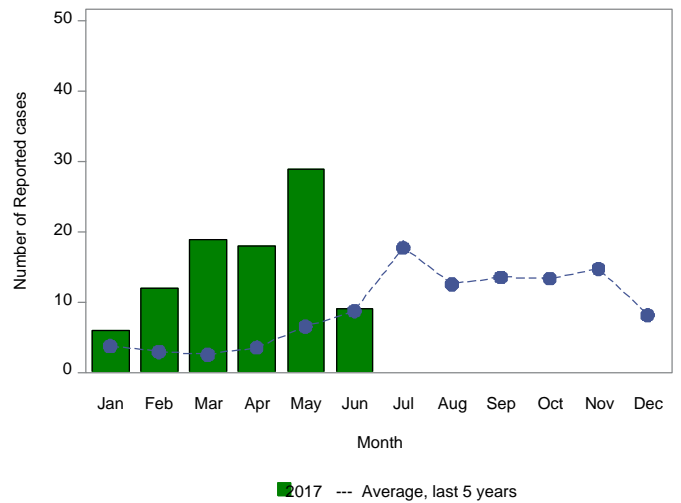
Number of Reported Cases of Salmonellosis by Month



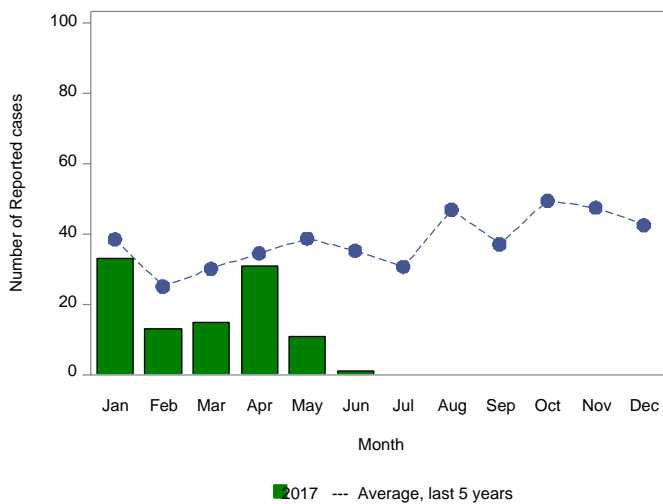
Number of Reported Cases of Giardiasis by Month



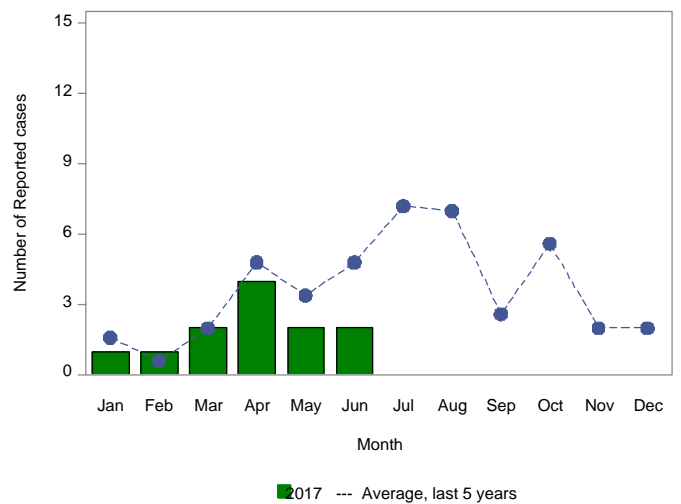
Number of Reported Cases of Shigellosis by Month



Number of Reported Cases of Pertussis by Month



Number of Reported Cases of Shiga toxin-producing E. coli by Month



Summary of Notifiable Infectious Diseases Reported to the New Mexico Electronic Disease Surveillance System (NM-EDSS) As of July 01, 2017

Includes probable and confirmed cases only.
Data for the current year are provisional and may change significantly upon the completion of ongoing investigations.
Data for prior years are also subject to minor revisions due to corrections or identification of historical cases.

Condition	This week	5-year weekly average	Week diff	Last 4 weeks	5-year 4-week average	Last 4 weeks diff	YTD 2017	5-year YTD average	YTD diff	Total 2016	Total 2015
Acute flaccid myelitis	0	0	0	0	0	0	0	0	0	3	1
Amebiasis	0	0	0	0	0	0	0	1	-1	0	3
Botulism, foodborne	0	0	0	0	0	0	0	0	0	0	2
Botulism, infant	0	0	0	0	0	0	0	0	0	0	1
Botulism, wound	0	0	0	0	0	0	1	0	1	4	0
Brucellosis	0	0	0	0	0	0	0	0	0	1	0
Campylobacteriosis	17	9	8	83	35	48	301	164	137	527	481
Carbapenem Resistant Enterobacteriaceae	1	0	1	3	0	3	3	0	3	0	0
Chikungunya	0	0	0	0	0	0	0	1	-1	3	0
Cholera	0	0	0	0	0	0	0	0	0	0	0
Coccidioidomycosis	0	1	-1	0	4	-4	1	20	-19	24	36
Colorado tick fever	0	0	0	0	0	0	0	0	0	0	0
Cryptosporidiosis	0	2	-2	4	6	-2	17	31	-14	74	52
Cyclosporiasis	0	0	0	1	0	1	1	0	1	1	2
Cysticercosis (Taenia solium)	0	0	0	0	0	0	0	1	-1	1	3
Dengue Fever	0	0	0	0	0	0	0	1	-1	5	3
Ehrlichiosis, chaffeensis	0	0	0	0	0	0	0	0	0	0	0
Giardiasis	1	2	-1	5	7	-2	36	39	-3	81	79
Group A Streptococcus, invasive	0	3	-3	17	13	4	123	92	31	212	167
Group B Streptococcus, invasive	0	5	-5	7	20	-13	107	118	-11	248	223
Haemophilus influenzae, invasive	0	1	-1	3	3	0	26	31	-5	52	61
Hansen disease (Leprosy)	0	0	0	0	0	0	0	0	0	0	0
Hantavirus pulmonary syndrome	0	0	0	1	0	1	4	2	2	8	1
Hemolytic uremic synd.postdiarrheal	0	0	0	0	0	0	0	0	0	3	0
Hepatitis A, acute	0	0	0	1	1	0	2	6	-4	4	6
Hepatitis B Viral Infection, Perinatal	0	0	0	0	0	0	0	0	0	0	0
Hepatitis B virus infection, Chronic	2	2	0	7	8	-1	78	60	18	114	118
Hepatitis B, acute	0	0	0	0	0	0	0	1	-1	1	2
Hepatitis C Virus Infection, chronic or resolved*	0	64	-64	33	257	-224	469	1746	-1277	3116	5813
Hepatitis C, acute	0	0	0	0	1	-1	4	13	-9	36	42
Hepatitis E, acute	0	0	0	0	0	0	0	0	0	0	0
Legionellosis	0	0	0	0	1	-1	3	4	-1	22	17
Listeriosis	0	0	0	0	0	0	1	1	0	3	3
Lyme disease	0	0	0	0	0	0	0	0	0	1	0
Malaria	0	0	0	0	0	0	0	1	-1	2	3
Measles (Rubeola)	0	0	0	0	0	0	0	0	0	0	0

*Data are affected by significant reporting delays

Summary of Notifiable Infectious Diseases Reported to the New Mexico Electronic Disease Surveillance System (NM-EDSS) As of July 01, 2017

Includes probable and confirmed cases only.
Data for the current year are provisional and may change significantly upon the completion of ongoing investigations.
Data for prior years are also subject to minor revisions due to corrections or identification of historical cases.

Condition	This week	5-year weekly average	Week diff	Last 4 weeks	5-year 4-week average	Last 4 weeks diff	YTD 2017	5-year YTD average	YTD diff	Total 2016	Total 2015
Mumps	0	0	0	1	0	1	1	1	0	2	1
Necrotizing Fasciitis	0	0	0	0	1	-1	0	8	-8	10	21
Neisseria meningitidis, invasive (Mening. disease)	0	0	0	0	0	0	2	1	1	2	1
Pertussis	0	8	-8	1	31	-30	104	202	-98	158	243
Plague	0	0	0	1	0	1	3	1	2	4	4
Q fever	0	0	0	0	0	0	0	1	-1	0	0
Rabies, animal	1	0	1	1	1	0	1	11	-10	4	13
Relapsing Fever (tick-borne)	0	0	0	0	0	0	0	0	0	0	0
Rubella	0	0	0	0	0	0	0	0	0	0	0
Salmonellosis	6	9	-3	19	32	-13	132	136	-4	339	448
Shiga toxin-producing Escherichia coli (STEC)	1	1	0	2	4	-2	12	17	-5	48	36
Shigellosis	1	3	-2	8	9	-1	93	29	64	234	77
Spotted Fever Rickettsiosis	0	0	0	0	0	0	1	1	0	0	2
Strep pneumoniae, invasive	0	4	-4	10	15	-5	175	195	-20	301	279
Streptococcal toxic-shock syndrome	0	0	0	0	0	0	0	0	0	0	0
Tetanus	0	0	0	0	0	0	0	0	0	0	1
Tularemia, Human	0	0	0	2	1	1	3	2	1	7	8
Typhoid fever (Salmonella typhi)	0	0	0	0	0	0	1	0	1	0	1
Varicella (Chickenpox)	2	1	1	7	3	4	51	42	9	58	57
Vibrio parahaemolyticus	0	0	0	0	0	0	0	0	0	1	1
Vibrio spp., non-toxigenic, other or unspecified	0	0	0	0	0	0	0	0	0	1	1
Vibrio vulnificus infection	0	0	0	0	0	0	0	0	0	1	0
West Nile virus neuroinvasive disease	0	0	0	0	0	0	1	0	1	6	12
West Nile virus non-neuroinvasive disease	0	0	0	0	0	0	2	0	2	0	2
Yersiniosis	0	0	0	1	0	1	2	1	1	4	4
Zika Virus	0	0	0	0	0	0	0	1	-1	10	0

*Data are affected by significant reporting delays