



**New Mexico Department of Health  
2016 Weekly Infectious Disease Report  
Week 50  
December 11, 2016 - December 17, 2016**

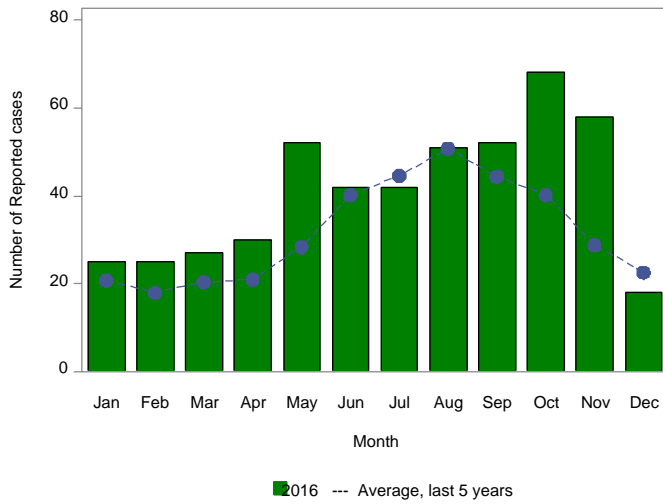
This report is prepared by the Infectious Disease Epidemiology Bureau (IDEB) for notifiable infectious diseases reported through the New Mexico Electronic Disease Surveillance Systems (NM-EDSS). NM-EDSS is a web-based system used by public health staff throughout the state to track investigations of suspected, probable and confirmed cases of notifiable infectious diseases. Data for the current year are provisional and subject to change upon the completion of ongoing disease investigations. Data for prior years are also subject to minor revisions due to corrections or identification of historical cases. Questions regarding the content of this report should be referred to the IDEB Surveillance Team at 505-827-0006.

Sexually Transmitted Diseases, Tuberculosis and HIV/AIDS data are currently reported through other systems. For information on these diseases, contact the responsible programs directly: Sexually Transmitted Diseases, 505-476-3611, Tuberculosis, 505-827-2500, HIV/AIDS, 505-476-3515.

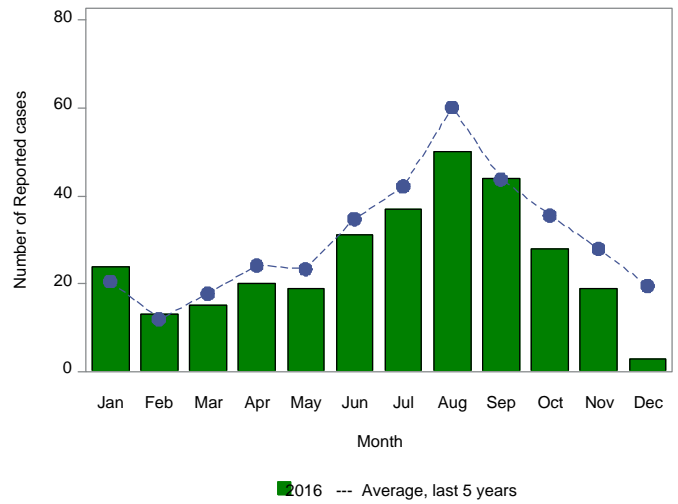
# Monthly Trends for Selected Notifiable Infectious Diseases As of December 17, 2016

Includes probable and confirmed cases only.  
Data for the current year are provisional and may change significantly upon the completion of ongoing investigations.  
Data for prior years are also subject to minor revisions due to corrections or identification of historical cases.

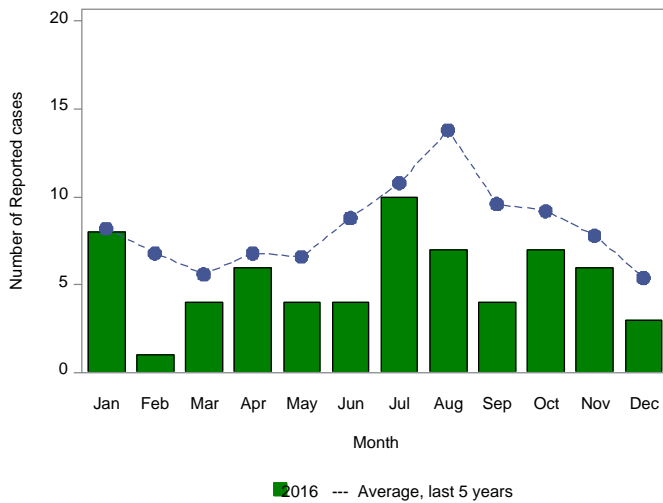
**Number of Reported Cases of Campylobacteriosis by Month**



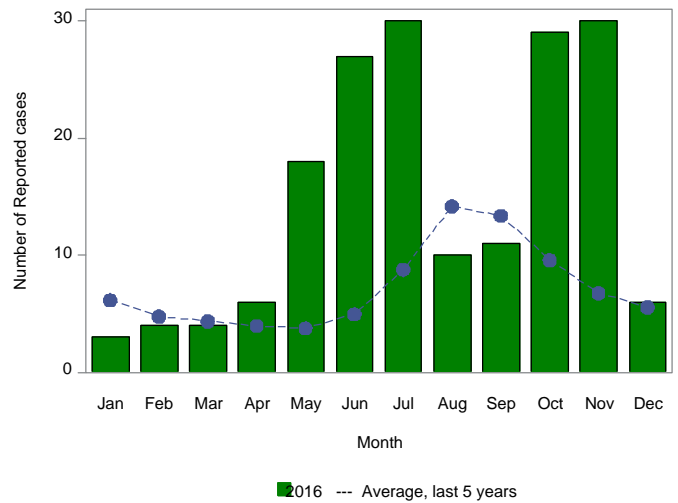
**Number of Reported Cases of Salmonellosis by Month**



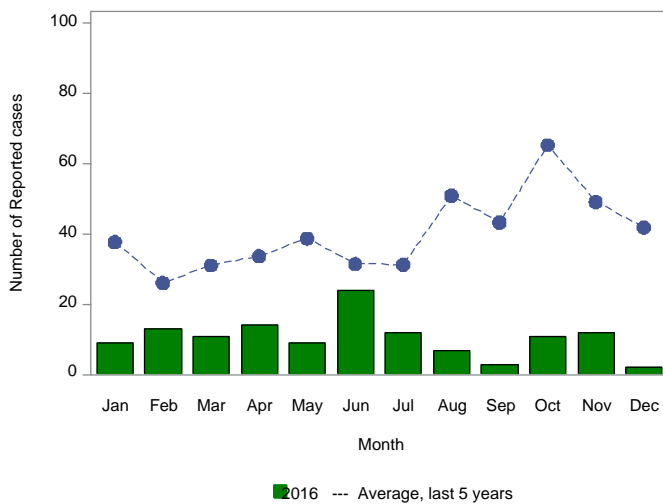
**Number of Reported Cases of Giardiasis by Month**



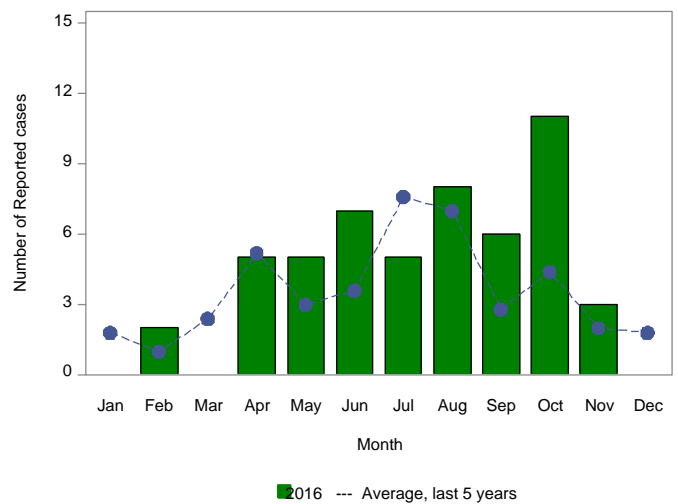
**Number of Reported Cases of Shigellosis by Month**



**Number of Reported Cases of Pertussis by Month**



**Number of Reported Cases of Shiga toxin-producing E. coli by Month**



## Summary of Notifiable Infectious Diseases Reported to the New Mexico Electronic Disease Surveillance System (NM-EDSS) As of December 17, 2016

Includes probable and confirmed cases only.  
Data for the current year are provisional and may change significantly upon the completion of ongoing investigations.  
Data for prior years are also subject to minor revisions due to corrections or identification of historical cases.

Condition	This week	5-year weekly average	Week diff	Last 4 weeks	5-year 4-week average	Last 4 weeks diff	YTD 2016	5-year YTD average	YTD diff	Total 2015	Total 2014
Acute flaccid myelitis	0	0	0	0	0	0	2	0	2	0	0
Amebiasis	0	0	0	0	0	0	0	1	-1	3	0
Botulism, foodborne	0	0	0	0	0	0	0	0	0	2	0
Botulism, infant	0	0	0	0	0	0	0	2	-2	1	1
Botulism, wound	0	0	0	0	0	0	4	0	4	0	1
Brucellosis	0	0	0	0	0	0	1	0	1	0	0
Campylobacteriosis	4	5	-1	24	22	2	489	369	120	481	376
Chikungunya	0	0	0	0	0	0	3	0	3	0	2
Cholera	0	0	0	0	0	0	0	0	0	0	0
Coccidioidomycosis	0	1	-1	0	3	-3	16	44	-28	34	43
Colorado tick fever	0	0	0	0	0	0	0	0	0	0	0
Cryptosporidiosis	1	1	0	5	3	2	69	82	-13	51	86
Cyclosporiasis	0	0	0	0	0	0	1	1	0	2	0
Cysticercosis (Taenia solium)	0	0	0	0	0	0	1	1	0	3	2
Dengue Fever	0	0	0	0	0	0	5	1	4	3	0
Ehrlichiosis, chaffeensis	0	0	0	0	0	0	0	0	0	0	0
Giardiasis	0	1	-1	5	6	-1	64	96	-32	79	102
Group A Streptococcus, invasive	1	3	-2	6	11	-5	183	151	32	167	180
Group B Streptococcus, invasive	0	4	-4	13	15	-2	220	216	4	223	205
Haemophilus influenzae, invasive	0	1	-1	3	4	-1	49	48	1	61	51
Hansen disease (Leprosy)	0	0	0	0	0	0	0	0	0	0	0
Hantavirus pulmonary syndrome	0	0	0	2	0	2	8	3	5	1	6
Hemolytic uremic synd,postdiarrheal	0	0	0	0	0	0	0	1	-1	0	0
Hepatitis A, acute	0	0	0	0	0	0	4	10	-6	6	8
Hepatitis B Viral Infection, Perinatal	0	0	0	0	0	0	2	0	2	0	0
Hepatitis B virus infection, Chronic	0	2	-2	5	7	-2	103	121	-18	118	123
Hepatitis B, acute	0	0	0	0	0	0	1	4	-3	2	2
Hepatitis C Virus Infection, chronic or resolved*	9	69	-60	50	284	-234	1892	3227	-1335	5806	3132
Hepatitis C, acute	1	1	0	1	1	0	26	19	7	42	16
Hepatitis E, acute	0	0	0	0	0	0	0	0	0	0	0
Legionellosis	1	0	1	7	1	6	25	11	14	17	8
Listeriosis	0	0	0	0	1	-1	3	7	-4	3	9
Lyme disease	0	0	0	0	0	0	1	3	-2	0	0
Malaria	0	0	0	0	0	0	2	3	-1	3	3
Measles (Rubeola)	0	0	0	0	0	0	0	1	-1	0	1
Mumps	0	0	0	0	0	0	2	1	1	1	2

\*Data are affected by significant reporting delays

## Summary of Notifiable Infectious Diseases Reported to the New Mexico Electronic Disease Surveillance System (NM-EDSS) As of December 17, 2016

Includes probable and confirmed cases only.  
Data for the current year are provisional and may change significantly upon the completion of ongoing investigations.  
Data for prior years are also subject to minor revisions due to corrections or identification of historical cases.

Condition	This week	5-year weekly average	Week diff	Last 4 weeks	5-year 4-week average	Last 4 weeks diff	YTD 2016	5-year YTD average	YTD diff	Total 2015	Total 2014
Necrotizing Fasciitis	0	0	0	0	1	-1	8	14	-6	21	14
Neisseria meningitidis, invasive (Mening. disease)	0	0	0	0	0	0	2	2	0	1	2
Pertussis	2	10	-8	6	36	-30	126	459	-333	243	371
Plague	0	0	0	0	0	0	4	3	1	4	2
Q fever	0	0	0	0	0	0	0	1	-1	0	2
Rabies, animal	0	0	0	0	1	-1	4	20	-16	13	12
Relapsing Fever (tick-borne)	0	0	0	0	0	0	0	0	0	0	1
Rubella	0	0	0	0	0	0	0	0	0	0	0
Salmonellosis	1	5	-4	8	19	-11	301	352	-51	448	332
Shiga toxin-producing Escherichia coli (STEC)	1	0	1	1	2	-1	52	42	10	36	47
Shigellosis	6	1	5	22	5	17	219	83	136	77	64
Spotted Fever Rickettsiosis	0	0	0	0	0	0	0	2	-2	2	2
Strep pneumoniae, invasive	1	7	-6	19	23	-4	278	290	-12	280	317
Streptococcal toxic-shock syndrome	0	0	0	0	0	0	0	0	0	0	0
Tetanus	0	0	0	0	0	0	0	1	-1	1	0
Trichinosis (Trichinellosis)	0	0	0	0	0	0	1	0	1	0	0
Tularemia, Human	0	0	0	0	0	0	7	5	2	8	6
Typhoid fever (Salmonella typhi)	0	0	0	0	0	0	0	1	-1	1	1
Varicella (Chickenpox)	0	2	-2	2	5	-3	50	70	-20	57	75
Vibrio parahaemolyticus	0	0	0	0	0	0	1	1	0	1	1
Vibrio spp., non-toxicogenic, other or unspecified	0	0	0	0	0	0	1	1	0	1	0
Vibrio vulnificus infection	1	0	1	1	0	1	1	0	1	0	0
West Nile virus neuroinvasive disease	0	0	0	0	0	0	6	16	-10	12	19
West Nile virus non-neuroinvasive disease	0	0	0	0	0	0	0	9	-9	2	5
Yersiniosis	0	0	0	0	0	0	3	2	1	4	1
Zika Virus	0	0	0	0	0	0	11	0	11	0	0

\*Data are affected by significant reporting delays