



**New Mexico Department of Health
2016 Weekly Infectious Disease Report
Week 47
November 20, 2016 - November 26, 2016**

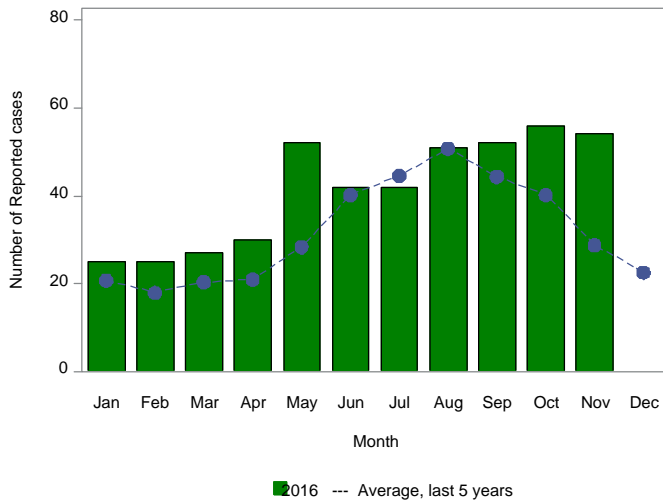
This report is prepared by the Infectious Disease Epidemiology Bureau (IDEB) for notifiable infectious diseases reported through the New Mexico Electronic Disease Surveillance Systems (NM-EDSS). NM-EDSS is a web-based system used by public health staff throughout the state to track investigations of suspected, probable and confirmed cases of notifiable infectious diseases. Data for the current year are provisional and subject to change upon the completion of ongoing disease investigations. Data for prior years are also subject to minor revisions due to corrections or identification of historical cases. Questions regarding the content of this report should be referred to the IDEB Surveillance Team at 505-827-0006.

Sexually Transmitted Diseases, Tuberculosis and HIV/AIDS data are currently reported through other systems. For information on these diseases, contact the responsible programs directly: Sexually Transmitted Diseases, 505-476-3611, Tuberculosis, 505-827-2500, HIV/AIDS, 505-476-3515.

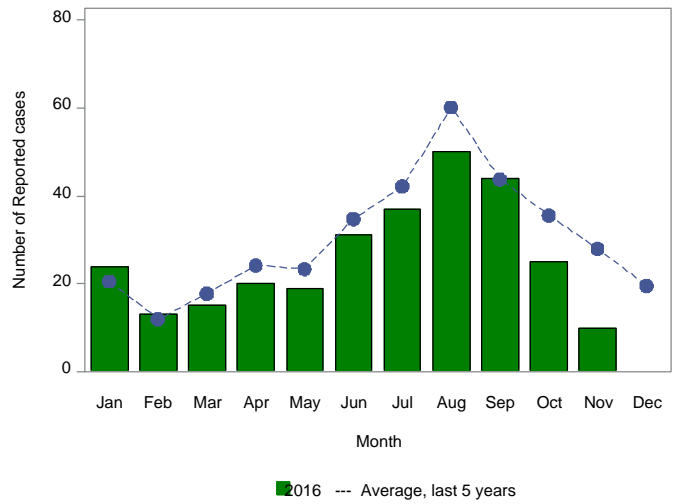
Monthly Trends for Selected Notifiable Infectious Diseases As of November 26, 2016

Includes probable and confirmed cases only.
Data for the current year are provisional and may change significantly upon the completion of ongoing investigations.
Data for prior years are also subject to minor revisions due to corrections or identification of historical cases.

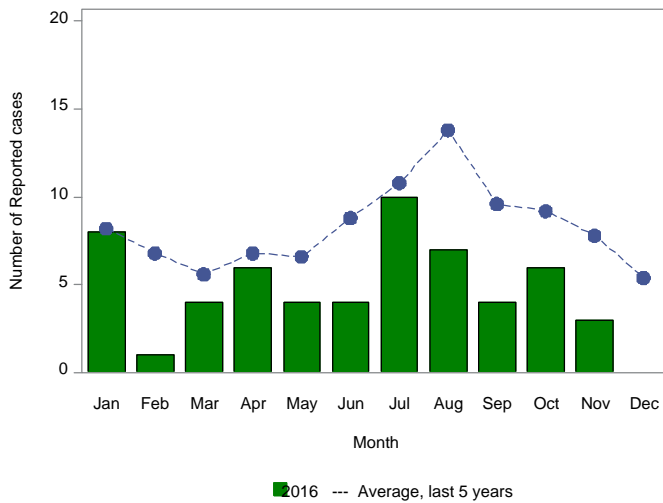
Number of Reported Cases of Campylobacteriosis by Month



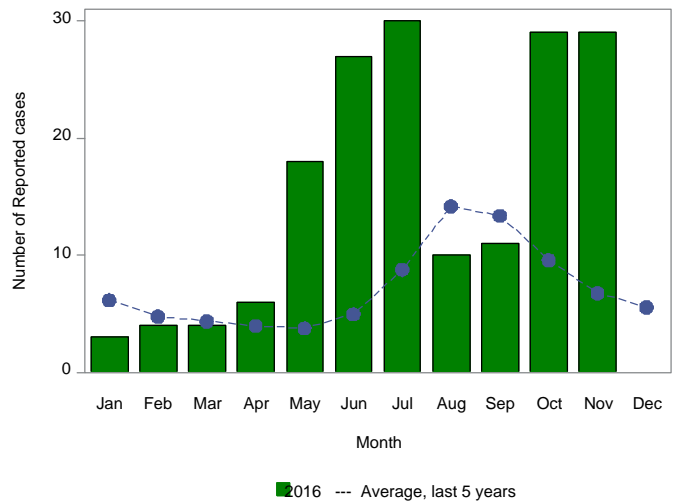
Number of Reported Cases of Salmonellosis by Month



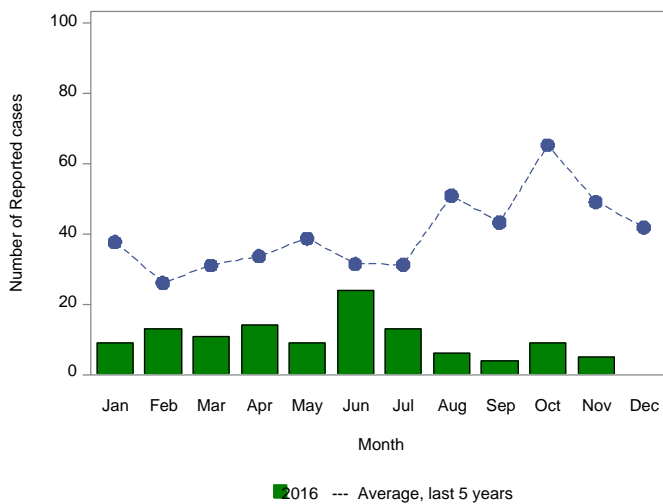
Number of Reported Cases of Giardiasis by Month



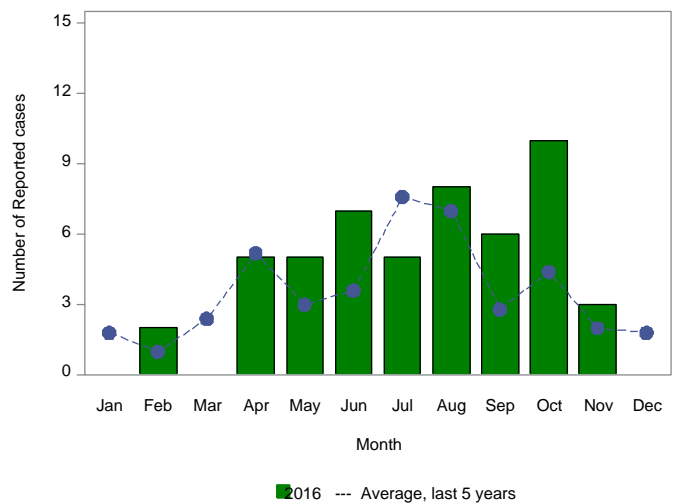
Number of Reported Cases of Shigellosis by Month



Number of Reported Cases of Pertussis by Month



Number of Reported Cases of Shiga toxin-producing E. coli by Month



Summary of Notifiable Infectious Diseases Reported to the New Mexico Electronic Disease Surveillance System (NM-EDSS) As of November 26, 2016

Includes probable and confirmed cases only.
Data for the current year are provisional and may change significantly upon the completion of ongoing investigations.
Data for prior years are also subject to minor revisions due to corrections or identification of historical cases.

Condition	This week	5-year weekly average	Week diff	Last 4 weeks	5-year 4-week average	Last 4 weeks diff	YTD 2016	5-year YTD average	YTD diff	Total 2015	Total 2014
Acute flaccid myelitis	0	0	0	0	0	0	2	0	2	0	0
Amebiasis	0	0	0	0	0	0	0	1	-1	3	0
Botulism, foodborne	0	0	0	0	0	0	0	0	0	2	0
Botulism, infant	0	0	0	0	0	0	0	2	-2	1	1
Botulism, wound	0	0	0	0	0	0	3	0	3	0	1
Brucellosis	0	0	0	0	0	0	1	0	1	0	0
Campylobacteriosis	4	6	-2	52	29	23	455	354	101	481	376
Chikungunya	0	0	0	0	0	0	3	0	3	0	2
Cholera	0	0	0	0	0	0	0	0	0	0	0
Coccidioidomycosis	0	1	-1	0	3	-3	15	42	-27	34	43
Colorado tick fever	0	0	0	0	0	0	0	0	0	0	0
Cryptosporidiosis	0	1	-1	2	5	-3	64	80	-16	51	86
Cyclosporiasis	0	0	0	0	0	0	1	1	0	2	0
Cysticercosis (Taenia solium)	0	0	0	0	0	0	1	1	0	3	2
Dengue Fever	0	0	0	0	0	0	5	1	4	3	0
Ehrlichiosis, chaffeensis	0	0	0	0	0	0	0	0	0	0	0
Giardiasis	0	2	-2	4	7	-3	57	92	-35	79	102
Group A Streptococcus, invasive	0	3	-3	15	12	3	174	142	32	167	180
Group B Streptococcus, invasive	0	4	-4	12	16	-4	199	205	-6	223	205
Haemophilus influenzae, invasive	1	1	0	3	3	0	47	44	3	61	51
Hansen disease (Leprosy)	0	0	0	0	0	0	0	0	0	0	0
Hantavirus pulmonary syndrome	0	0	0	0	0	0	6	3	3	1	6
Hemolytic uremic synd,postdiarrheal	0	0	0	0	0	0	0	1	-1	0	0
Hepatitis A, acute	0	0	0	2	0	2	4	10	-6	6	8
Hepatitis B Viral Infection, Perinatal	0	0	0	0	0	0	1	0	1	0	0
Hepatitis B virus infection, Chronic	0	2	-2	11	8	3	99	115	-16	118	123
Hepatitis B, acute	0	0	0	0	1	-1	1	4	-3	2	2
Hepatitis C Virus Infection, chronic or resolved*	1	72	-71	34	288	-254	1008	2989	-1981	5741	3116
Hepatitis C, acute	0	0	0	0	1	-1	20	18	2	42	16
Hepatitis E, acute	0	0	0	0	0	0	0	0	0	0	0
Legionellosis	1	0	1	2	1	1	18	10	8	17	8
Listeriosis	0	0	0	2	1	1	3	7	-4	3	9
Lyme disease	0	0	0	0	0	0	1	3	-2	0	0
Malaria	0	0	0	0	0	0	2	3	-1	3	3
Measles (Rubeola)	0	0	0	0	0	0	0	1	-1	0	1
Mumps	0	0	0	0	0	0	2	1	1	1	2

*Data are affected by significant reporting delays

Summary of Notifiable Infectious Diseases Reported to the New Mexico Electronic Disease Surveillance System (NM-EDSS) As of November 26, 2016

Includes probable and confirmed cases only.
Data for the current year are provisional and may change significantly upon the completion of ongoing investigations.
Data for prior years are also subject to minor revisions due to corrections or identification of historical cases.

Condition	This week	5-year weekly average	Week diff	Last 4 weeks	5-year 4-week average	Last 4 weeks diff	YTD 2016	5-year YTD average	YTD diff	Total 2015	Total 2014
Necrotizing Fasciitis	0	0	0	1	1	0	7	13	-6	21	14
Neisseria meningitidis, invasive (Mening. disease)	0	0	0	0	0	0	2	2	0	1	2
Pertussis	0	11	-11	7	50	-43	116	433	-317	243	371
Plague	0	0	0	0	0	0	4	3	1	4	2
Q fever	0	0	0	0	0	0	0	1	-1	0	2
Rabies, animal	0	0	0	0	0	0	4	19	-15	13	12
Relapsing Fever (tick-borne)	0	0	0	0	0	0	0	0	0	0	1
Rubella	0	0	0	0	0	0	0	0	0	0	0
Salmonellosis	0	6	-6	11	26	-15	286	338	-52	448	332
Shiga toxin-producing Escherichia coli (STEC)	0	0	0	3	2	1	51	41	10	36	47
Shigellosis	4	1	3	36	7	29	194	79	115	77	64
Spotted Fever Rickettsiosis	0	0	0	0	0	0	0	2	-2	2	2
Strep pneumoniae, invasive	1	5	-4	8	20	-12	258	271	-13	280	317
Streptococcal toxic-shock syndrome	0	0	0	0	0	0	0	0	0	0	0
Tetanus	0	0	0	0	0	0	0	1	-1	1	0
Trichinosis (Trichinellosis)	0	0	0	0	0	0	1	0	1	0	0
Tularemia, Human	0	0	0	0	0	0	7	5	2	8	6
Typhoid fever (Salmonella typhi)	0	0	0	0	0	0	0	1	-1	1	1
Varicella (Chickenpox)	1	1	0	3	5	-2	48	65	-17	57	75
Vibrio parahaemolyticus	0	0	0	0	0	0	1	1	0	1	1
Vibrio spp., non-toxicogenic, other or unspecified	0	0	0	0	0	0	1	1	0	1	0
Vibrio vulnificus infection	0	0	0	0	0	0	0	0	0	0	0
West Nile virus neuroinvasive disease	0	0	0	1	0	1	6	16	-10	12	19
West Nile virus non-neuroinvasive disease	0	0	0	0	0	0	0	9	-9	2	5
Yersiniosis	0	0	0	1	0	1	2	2	0	4	1
Zika Virus	0	0	0	2	0	2	11	0	11	0	0

*Data are affected by significant reporting delays