



**New Mexico Department of Health
2016 Weekly Infectious Disease Report
Week 45
November 6, 2016 - November 12, 2016**

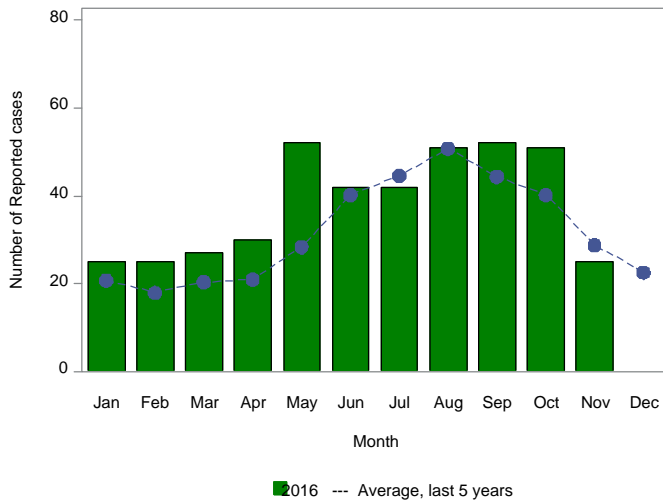
This report is prepared by the Infectious Disease Epidemiology Bureau (IDEB) for notifiable infectious diseases reported through the New Mexico Electronic Disease Surveillance Systems (NM-EDSS). NM-EDSS is a web-based system used by public health staff throughout the state to track investigations of suspected, probable and confirmed cases of notifiable infectious diseases. Data for the current year are provisional and subject to change upon the completion of ongoing disease investigations. Data for prior years are also subject to minor revisions due to corrections or identification of historical cases. Questions regarding the content of this report should be referred to the IDEB Surveillance Team at 505-827-0006.

Sexually Transmitted Diseases, Tuberculosis and HIV/AIDS data are currently reported through other systems. For information on these diseases, contact the responsible programs directly: Sexually Transmitted Diseases, 505-476-3611, Tuberculosis, 505-827-2500, HIV/AIDS, 505-476-3515.

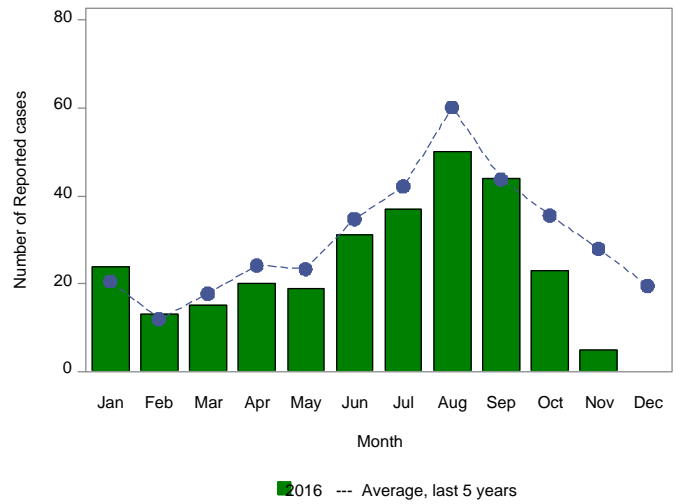
Monthly Trends for Selected Notifiable Infectious Diseases As of November 12, 2016

Includes probable and confirmed cases only.
Data for the current year are provisional and may change significantly upon the completion of ongoing investigations.
Data for prior years are also subject to minor revisions due to corrections or identification of historical cases.

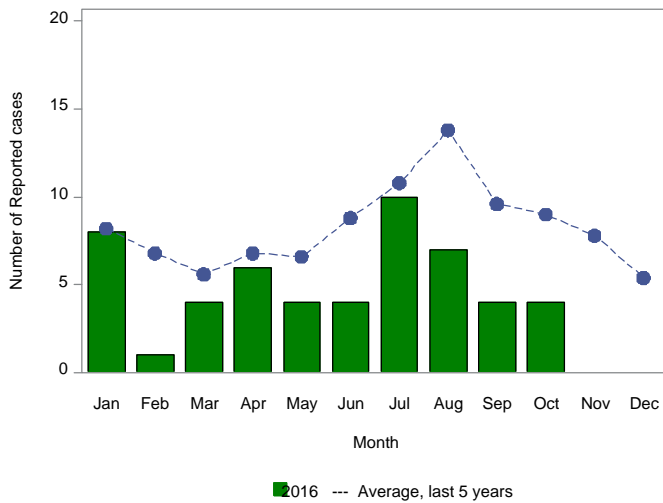
Number of Reported Cases of Campylobacteriosis by Month



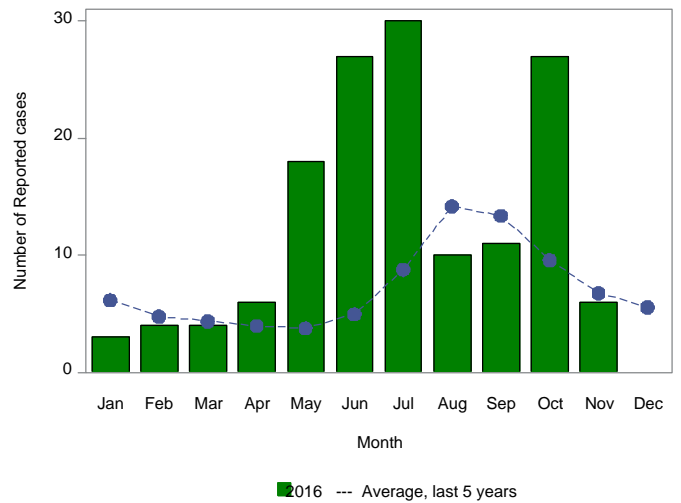
Number of Reported Cases of Salmonellosis by Month



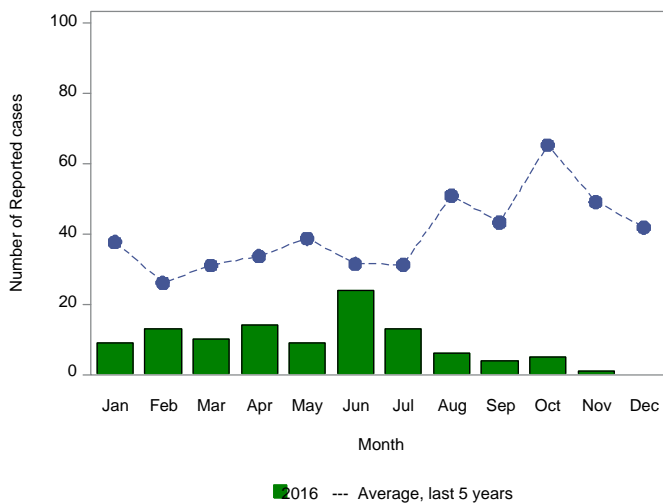
Number of Reported Cases of Giardiasis by Month



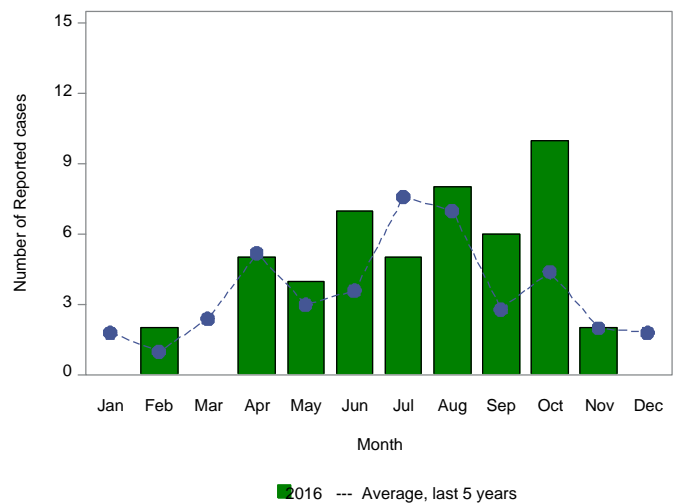
Number of Reported Cases of Shigellosis by Month



Number of Reported Cases of Pertussis by Month



Number of Reported Cases of Shiga toxin-producing E. coli by Month



Summary of Notifiable Infectious Diseases Reported to the New Mexico Electronic Disease Surveillance System (NM-EDSS) As of November 12, 2016

Includes probable and confirmed cases only.
Data for the current year are provisional and may change significantly upon the completion of ongoing investigations.
Data for prior years are also subject to minor revisions due to corrections or identification of historical cases.

| Condition | This week | 5-year weekly average | Week diff | Last 4 weeks | 5-year 4-week average | Last 4 weeks diff | YTD 2016 | 5-year YTD average | YTD diff | Total 2015 | Total 2014 |
|---|-----------|-----------------------|-----------|--------------|-----------------------|-------------------|----------|--------------------|----------|------------|------------|
| Acute flaccid myelitis | 0 | 0 | 0 | 1 | 0 | 1 | 2 | 0 | 2 | 0 | 0 |
| Amebiasis | 0 | 0 | 0 | 0 | 0 | 0 | 0 | 1 | -1 | 3 | 0 |
| Botulism, foodborne | 0 | 0 | 0 | 0 | 0 | 0 | 0 | 0 | 0 | 2 | 0 |
| Botulism, infant | 0 | 0 | 0 | 0 | 0 | 0 | 0 | 1 | -1 | 1 | 1 |
| Botulism, wound | 0 | 0 | 0 | 0 | 0 | 0 | 3 | 0 | 3 | 0 | 1 |
| Brucellosis | 0 | 0 | 0 | 0 | 0 | 0 | 1 | 0 | 1 | 0 | 0 |
| Campylobacteriosis | 15 | 8 | 7 | 49 | 34 | 15 | 421 | 341 | 80 | 481 | 376 |
| Chikungunya | 0 | 0 | 0 | 0 | 0 | 0 | 3 | 0 | 3 | 0 | 2 |
| Cholera | 0 | 0 | 0 | 0 | 0 | 0 | 0 | 0 | 0 | 0 | 0 |
| Coccidioidomycosis | 0 | 1 | -1 | 0 | 3 | -3 | 15 | 40 | -25 | 34 | 43 |
| Colorado tick fever | 0 | 0 | 0 | 0 | 0 | 0 | 0 | 0 | 0 | 0 | 0 |
| Cryptosporidiosis | 0 | 1 | -1 | 3 | 4 | -1 | 61 | 77 | -16 | 51 | 86 |
| Cyclosporiasis | 0 | 0 | 0 | 0 | 0 | 0 | 1 | 1 | 0 | 2 | 0 |
| Cysticercosis (Taenia solium) | 0 | 0 | 0 | 0 | 0 | 0 | 1 | 1 | 0 | 3 | 2 |
| Dengue Fever | 0 | 0 | 0 | 0 | 0 | 0 | 5 | 1 | 4 | 3 | 0 |
| Ehrlichiosis, chaffeensis | 0 | 0 | 0 | 0 | 0 | 0 | 0 | 0 | 0 | 0 | 0 |
| Giardiasis | 1 | 2 | -1 | 2 | 7 | -5 | 51 | 88 | -37 | 79 | 102 |
| Group A Streptococcus, invasive | 1 | 3 | -2 | 12 | 13 | -1 | 164 | 137 | 27 | 167 | 180 |
| Group B Streptococcus, invasive | 2 | 4 | -2 | 13 | 16 | -3 | 191 | 197 | -6 | 223 | 205 |
| Haemophilus influenzae, invasive | 0 | 1 | -1 | 3 | 3 | 0 | 44 | 43 | 1 | 61 | 51 |
| Hansen disease (Leprosy) | 0 | 0 | 0 | 0 | 0 | 0 | 0 | 0 | 0 | 0 | 0 |
| Hantavirus pulmonary syndrome | 0 | 0 | 0 | 0 | 1 | -1 | 6 | 3 | 3 | 1 | 6 |
| Hemolytic uremic synd,postdiarrheal | 0 | 0 | 0 | 0 | 0 | 0 | 0 | 1 | -1 | 0 | 0 |
| Hepatitis A, acute | 1 | 0 | 1 | 1 | 0 | 1 | 3 | 10 | -7 | 6 | 8 |
| Hepatitis B Viral Infection, Perinatal | 0 | 0 | 0 | 0 | 0 | 0 | 1 | 0 | 1 | 0 | 0 |
| Hepatitis B virus infection, Chronic | 2 | 2 | 0 | 10 | 10 | 0 | 92 | 112 | -20 | 118 | 123 |
| Hepatitis B, acute | 0 | 0 | 0 | 0 | 1 | -1 | 1 | 4 | -3 | 2 | 2 |
| Hepatitis C Virus Infection, chronic or resolved* | 5 | 71 | -66 | 49 | 274 | -225 | 991 | 2818 | -1827 | 5636 | 3091 |
| Hepatitis C, acute | 0 | 0 | 0 | 0 | 2 | -2 | 20 | 17 | 3 | 41 | 16 |
| Hepatitis E, acute | 0 | 0 | 0 | 0 | 0 | 0 | 0 | 0 | 0 | 0 | 0 |
| Legionellosis | 0 | 0 | 0 | 2 | 1 | 1 | 16 | 10 | 6 | 17 | 8 |
| Listeriosis | 0 | 0 | 0 | 0 | 1 | -1 | 1 | 6 | -5 | 3 | 9 |
| Lyme disease | 0 | 0 | 0 | 0 | 0 | 0 | 1 | 3 | -2 | 0 | 0 |
| Malaria | 0 | 0 | 0 | 0 | 0 | 0 | 2 | 2 | 0 | 3 | 3 |
| Measles (Rubeola) | 0 | 0 | 0 | 0 | 0 | 0 | 0 | 1 | -1 | 0 | 1 |
| Mumps | 0 | 0 | 0 | 0 | 0 | 0 | 2 | 1 | 1 | 1 | 2 |

*Data are affected by significant reporting delays

Summary of Notifiable Infectious Diseases Reported to the New Mexico Electronic Disease Surveillance System (NM-EDSS) As of November 12, 2016

Includes probable and confirmed cases only.
Data for the current year are provisional and may change significantly upon the completion of ongoing investigations.
Data for prior years are also subject to minor revisions due to corrections or identification of historical cases.

| Condition | This week | 5-year weekly average | Week diff | Last 4 weeks | 5-year 4-week average | Last 4 weeks diff | YTD 2016 | 5-year YTD average | YTD diff | Total 2015 | Total 2014 |
|--|-----------|-----------------------|-----------|--------------|-----------------------|-------------------|----------|--------------------|----------|------------|------------|
| Necrotizing Fasciitis | 0 | 0 | 0 | 1 | 1 | 0 | 7 | 13 | -6 | 21 | 14 |
| Neisseria meningitidis, invasive (Mening. disease) | 0 | 0 | 0 | 0 | 0 | 0 | 2 | 2 | 0 | 1 | 2 |
| Pertussis | 1 | 13 | -12 | 5 | 56 | -51 | 108 | 412 | -304 | 242 | 371 |
| Plague | 0 | 0 | 0 | 0 | 0 | 0 | 4 | 3 | 1 | 4 | 2 |
| Q fever | 0 | 0 | 0 | 0 | 0 | 0 | 0 | 1 | -1 | 0 | 2 |
| Rabies, animal | 0 | 0 | 0 | 0 | 0 | 0 | 4 | 18 | -14 | 13 | 12 |
| Relapsing Fever (tick-borne) | 0 | 0 | 0 | 0 | 0 | 0 | 0 | 0 | 0 | 0 | 1 |
| Rubella | 0 | 0 | 0 | 0 | 0 | 0 | 0 | 0 | 0 | 0 | 0 |
| Salmonellosis | 4 | 7 | -3 | 14 | 28 | -14 | 279 | 325 | -46 | 448 | 332 |
| Shiga toxin-producing Escherichia coli (STEC) | 3 | 1 | 2 | 10 | 3 | 7 | 49 | 40 | 9 | 36 | 47 |
| Shigellosis | 5 | 2 | 3 | 25 | 9 | 16 | 169 | 77 | 92 | 77 | 64 |
| Spotted Fever Rickettsiosis | 0 | 0 | 0 | 0 | 0 | 0 | 0 | 2 | -2 | 2 | 2 |
| Strep pneumoniae, invasive | 2 | 5 | -3 | 8 | 18 | -10 | 252 | 261 | -9 | 280 | 317 |
| Streptococcal toxic-shock syndrome | 0 | 0 | 0 | 0 | 0 | 0 | 0 | 0 | 0 | 0 | 0 |
| Tetanus | 0 | 0 | 0 | 0 | 0 | 0 | 0 | 0 | 0 | 1 | 0 |
| Tularemia, Human | 0 | 0 | 0 | 0 | 0 | 0 | 7 | 5 | 2 | 8 | 6 |
| Typhoid fever (Salmonella typhi) | 0 | 0 | 0 | 0 | 0 | 0 | 0 | 0 | 0 | 1 | 1 |
| Varicella (Chickenpox) | 0 | 1 | -1 | 4 | 6 | -2 | 45 | 64 | -19 | 57 | 75 |
| Vibrio parahaemolyticus | 0 | 0 | 0 | 0 | 0 | 0 | 1 | 1 | 0 | 1 | 1 |
| Vibrio spp., non-toxicogenic, other or unspecified | 0 | 0 | 0 | 0 | 0 | 0 | 1 | 1 | 0 | 1 | 0 |
| Vibrio vulnificus infection | 0 | 0 | 0 | 0 | 0 | 0 | 0 | 0 | 0 | 0 | 0 |
| West Nile virus neuroinvasive disease | 0 | 0 | 0 | 0 | 0 | 0 | 5 | 16 | -11 | 12 | 19 |
| West Nile virus non-neuroinvasive disease | 0 | 0 | 0 | 0 | 0 | 0 | 0 | 9 | -9 | 2 | 5 |
| Yersiniosis | 0 | 0 | 0 | 1 | 0 | 1 | 2 | 2 | 0 | 4 | 1 |
| Zika Virus | 0 | 0 | 0 | 1 | 0 | 1 | 10 | 0 | 10 | 0 | 0 |

*Data are affected by significant reporting delays