



**New Mexico Department of Health
2016 Weekly Infectious Disease Report
Week 34
August 21, 2016 - August 27, 2016**

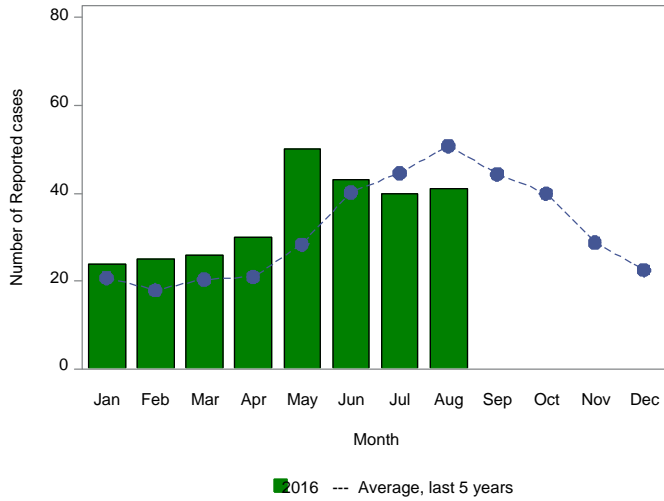
This report is prepared by the Infectious Disease Epidemiology Bureau (IDEB) for notifiable infectious diseases reported through the New Mexico Electronic Disease Surveillance Systems (NM-EDSS). NM-EDSS is a web-based system used by public health staff throughout the state to track investigations of suspected, probable and confirmed cases of notifiable infectious diseases. Data for the current year are provisional and subject to change upon the completion of ongoing disease investigations. Data for prior years are also subject to minor revisions due to corrections or identification of historical cases. Questions regarding the content of this report should be referred to the IDEB Surveillance Team at 505-827-0006.

Sexually Transmitted Diseases, Tuberculosis and HIV/AIDS data are currently reported through other systems. For information on these diseases, contact the responsible programs directly: Sexually Transmitted Diseases, 505-476-3611, Tuberculosis, 505-827-2500, HIV/AIDS, 505-476-3515.

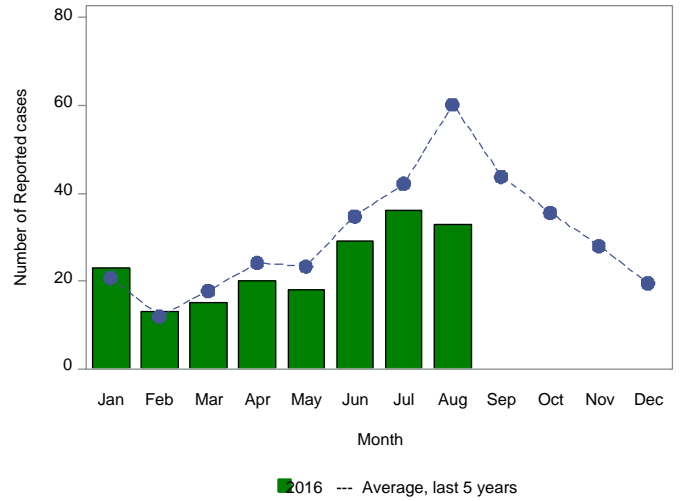
Monthly Trends for Selected Notifiable Infectious Diseases As of August 27, 2016

Includes probable and confirmed cases only.
Data for the current year are provisional and may change significantly upon the completion of ongoing investigations.
Data for prior years are also subject to minor revisions due to corrections or identification of historical cases.

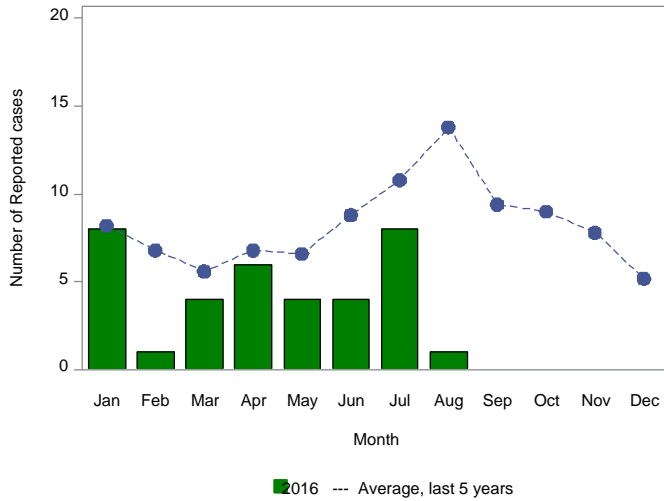
Number of Reported Cases of Campylobacteriosis by Month



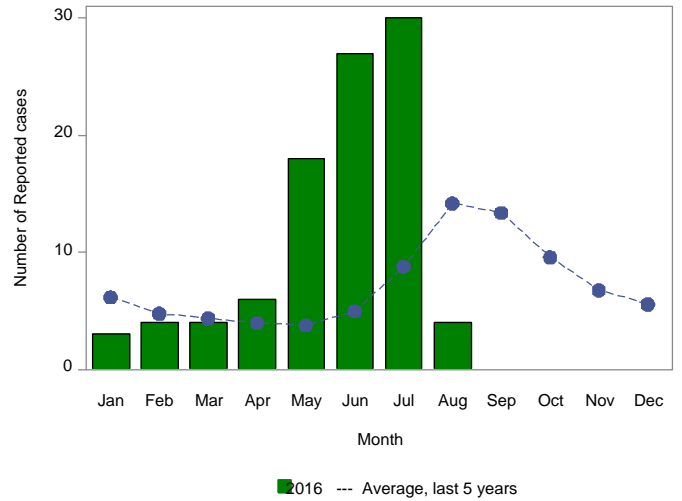
Number of Reported Cases of Salmonellosis by Month



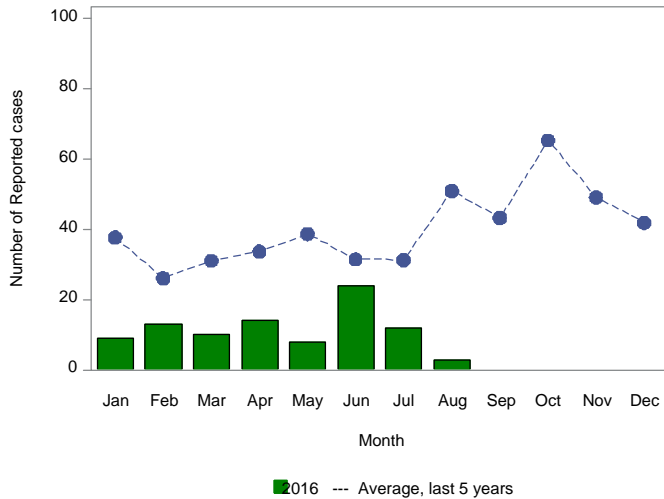
Number of Reported Cases of Giardiasis by Month



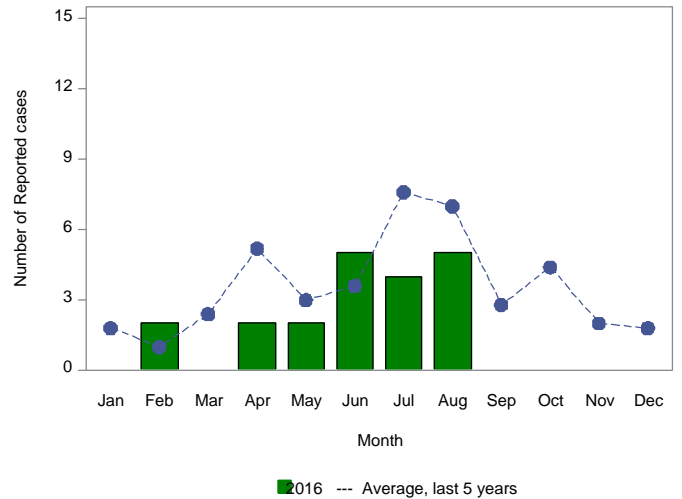
Number of Reported Cases of Shigellosis by Month



Number of Reported Cases of Pertussis by Month



Number of Reported Cases of Shiga toxin-producing E. coli by Month



Summary of Notifiable Infectious Diseases Reported to the New Mexico Electronic Disease Surveillance System (NM-EDSS) As of August 27, 2016

Includes probable and confirmed cases only.
Data for the current year are provisional and may change significantly upon the completion of ongoing investigations.
Data for prior years are also subject to minor revisions due to corrections or identification of historical cases.

Condition	This week	5-year weekly average	Week diff	Last 4 weeks	5-year 4-week average	Last 4 weeks diff	YTD 2016	5-year YTD average	YTD diff	Total 2015	Total 2014
Amebiasis	0	0	0	0	0	0	0	1	-1	3	0
Botulism, foodborne	0	0	0	0	0	0	0	0	0	2	0
Botulism, infant	0	0	0	0	0	0	0	1	-1	1	1
Botulism, wound	0	0	0	0	0	0	3	0	3	0	1
Brucellosis	0	0	0	0	0	0	1	0	1	0	0
Campylobacteriosis	15	11	4	42	44	-2	279	237	42	479	376
Chikungunya	0	0	0	0	0	0	3	0	3	0	2
Cholera	0	0	0	0	0	0	0	0	0	0	0
Coccidioidomycosis	0	1	-1	1	2	-1	13	31	-18	33	43
Colorado tick fever	0	0	0	0	0	0	0	0	0	0	0
Cryptosporidiosis	1	2	-1	1	13	-12	35	61	-26	51	86
Cyclosporiasis	0	0	0	1	0	1	1	1	0	2	0
Cysticercosis (Taenia solium)	0	0	0	1	0	1	1	1	0	3	2
Dengue Fever	0	0	0	0	0	0	4	0	4	3	0
Ehrlichiosis, chaffeensis	0	0	0	0	0	0	0	0	0	0	0
Giardiasis	1	3	-2	1	12	-11	35	65	-30	77	102
Group A Streptococcus, invasive	1	3	-2	7	9	-2	123	108	15	168	180
Group B Streptococcus, invasive	2	4	-2	14	19	-5	154	153	1	231	205
Haemophilus influenzae, invasive	1	1	0	1	2	-1	38	33	5	62	51
Hansen disease (Leprosy)	0	0	0	0	0	0	0	0	0	0	0
Hantavirus pulmonary syndrome	0	0	0	0	0	0	6	2	4	1	6
Hemolytic uremic synd.postdiarrheal	0	0	0	0	0	0	0	1	-1	0	0
Hepatitis A, acute	0	0	0	0	1	-1	1	8	-7	6	8
Hepatitis B Viral Infection, Perinatal	0	0	0	0	0	0	0	0	0	0	0
Hepatitis B virus infection, Chronic	0	3	-3	6	10	-4	62	83	-21	117	123
Hepatitis B, acute	0	0	0	0	0	0	1	2	-1	2	2
Hepatitis C Virus Infection, chronic or resolved*	10	49	-39	62	201	-139	745	1859	-1114	4322	2746
Hepatitis C, acute	0	0	0	0	1	-1	15	12	3	41	16
Hepatitis E, acute	0	0	0	0	0	0	0	0	0	0	0
Legionellosis	0	0	0	1	2	-1	7	6	1	17	8
Listeriosis	0	1	-1	0	2	-2	1	3	-2	3	9
Lyme disease	0	0	0	0	0	0	1	2	-1	0	0
Malaria	0	0	0	0	0	0	2	1	1	3	3
Measles (Rubeola)	0	0	0	0	0	0	0	1	-1	0	1
Mumps	0	0	0	0	0	0	2	0	2	1	2
Necrotizing Fasciitis	0	0	0	0	1	-1	6	10	-4	20	14
Neisseria meningitidis, invasive (Mening. disease)	0	0	0	1	0	1	2	2	0	1	2

*Data are affected by significant reporting delays

Summary of Notifiable Infectious Diseases Reported to the New Mexico Electronic Disease Surveillance System (NM-EDSS) As of August 27, 2016

Includes probable and confirmed cases only.
Data for the current year are provisional and may change significantly upon the completion of ongoing investigations.
Data for prior years are also subject to minor revisions due to corrections or identification of historical cases.

Condition	This week	5-year weekly average	Week diff	Last 4 weeks	5-year 4-week average	Last 4 weeks diff	YTD 2016	5-year YTD average	YTD diff	Total 2015	Total 2014
Pertussis	0	11	-11	5	43	-38	93	273	-180	242	371
Plague	0	0	0	0	1	-1	2	2	0	4	2
Q fever	0	0	0	0	0	0	0	1	-1	0	2
Rabies, animal	0	1	-1	2	2	0	4	14	-10	13	12
Relapsing Fever (tick-borne)	0	0	0	0	0	0	0	0	0	0	1
Rubella	0	0	0	0	0	0	0	0	0	0	0
Salmonellosis	14	12	2	34	53	-19	187	226	-39	447	332
Shiga toxin-producing Escherichia coli (STEC)	1	1	0	5	7	-2	20	31	-11	36	47
Shigellosis	1	3	-2	7	12	-5	115	48	67	77	64
Spotted Fever Rickettsiosis	0	0	0	0	1	-1	0	2	-2	2	2
Strep pneumoniae, invasive	2	2	0	6	8	-2	213	220	-7	284	317
Streptococcal toxic-shock syndrome	0	0	0	0	0	0	0	0	0	0	0
Tetanus	0	0	0	0	0	0	0	0	0	1	0
Tularemia, Human	0	0	0	0	1	-1	2	4	-2	8	6
Typhoid fever (Salmonella typhi)	0	0	0	0	0	0	0	0	0	1	1
Varicella (Chickenpox)	0	1	-1	3	3	0	40	48	-8	57	75
Vibrio parahaemolyticus	0	0	0	0	0	0	1	1	0	1	1
Vibrio spp., non-toxigenic, other or unspecified	0	0	0	0	0	0	1	0	1	1	0
Vibrio vulnificus infection	0	0	0	0	0	0	0	0	0	0	0
West Nile virus neuroinvasive disease	0	2	-2	0	5	-5	1	6	-5	12	19
West Nile virus non-neuroinvasive disease	0	1	-1	0	2	-2	0	3	-3	2	5
Yersiniosis	0	0	0	0	0	0	0	2	-2	4	1
Zika Virus	0	0	0	0	0	0	5	0	5	0	0

*Data are affected by significant reporting delays