



**New Mexico Department of Health  
2016 Weekly Infectious Disease Report  
Week 33  
August 14, 2016 - August 20, 2016**

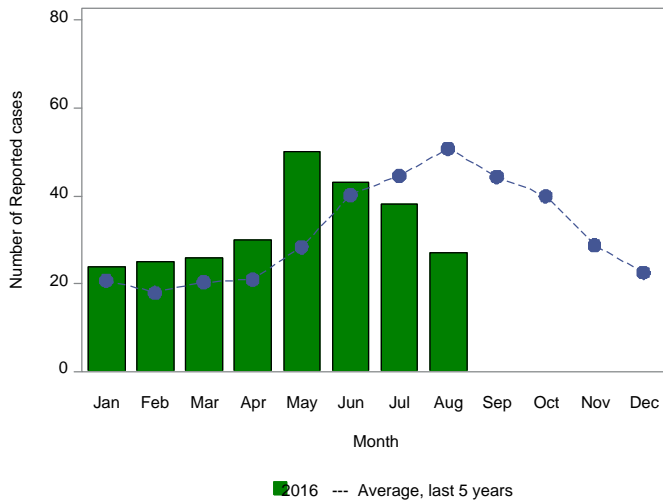
This report is prepared by the Infectious Disease Epidemiology Bureau (IDEB) for notifiable infectious diseases reported through the New Mexico Electronic Disease Surveillance Systems (NM-EDSS). NM-EDSS is a web-based system used by public health staff throughout the state to track investigations of suspected, probable and confirmed cases of notifiable infectious diseases. Data for the current year are provisional and subject to change upon the completion of ongoing disease investigations. Data for prior years are also subject to minor revisions due to corrections or identification of historical cases. Questions regarding the content of this report should be referred to the IDEB Surveillance Team at 505-827-0006.

Sexually Transmitted Diseases, Tuberculosis and HIV/AIDS data are currently reported through other systems. For information on these diseases, contact the responsible programs directly: Sexually Transmitted Diseases, 505-476-3611, Tuberculosis, 505-827-2500, HIV/AIDS, 505-476-3515.

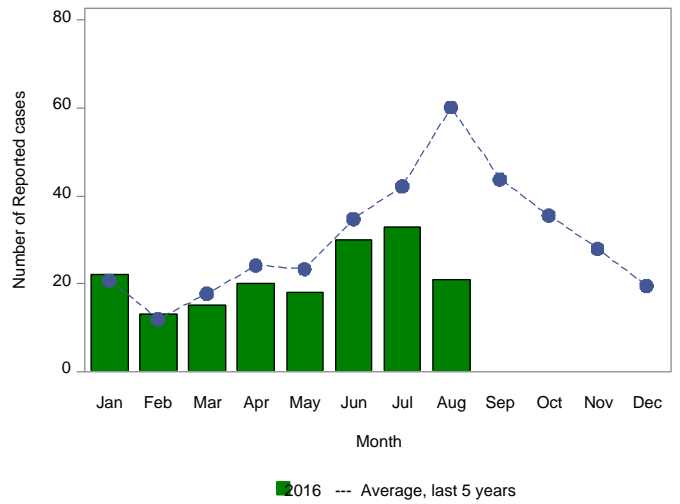
# Monthly Trends for Selected Notifiable Infectious Diseases As of August 20, 2016

Includes probable and confirmed cases only.  
Data for the current year are provisional and may change significantly upon the completion of ongoing investigations.  
Data for prior years are also subject to minor revisions due to corrections or identification of historical cases.

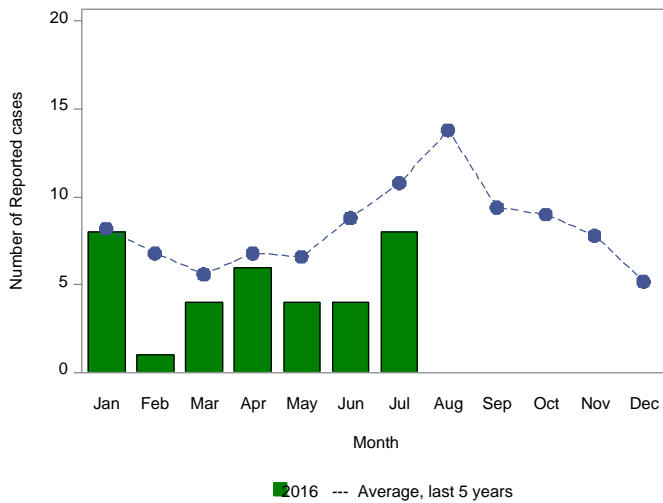
**Number of Reported Cases of Campylobacteriosis by Month**



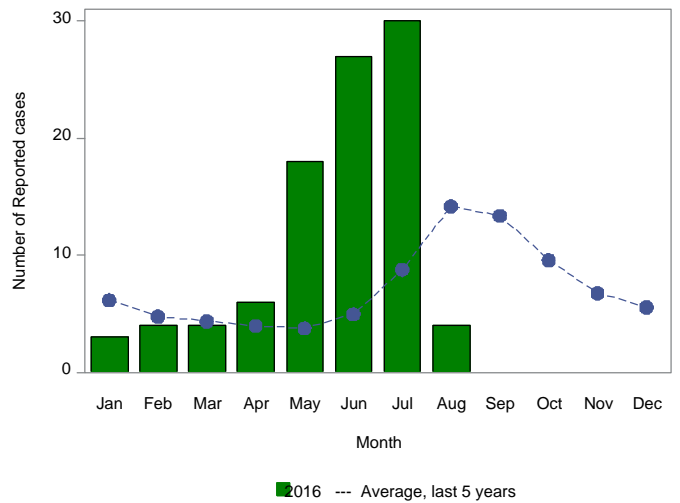
**Number of Reported Cases of Salmonellosis by Month**



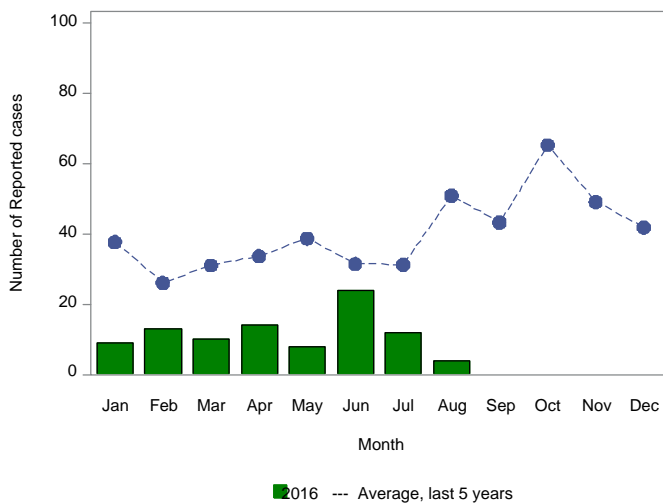
**Number of Reported Cases of Giardiasis by Month**



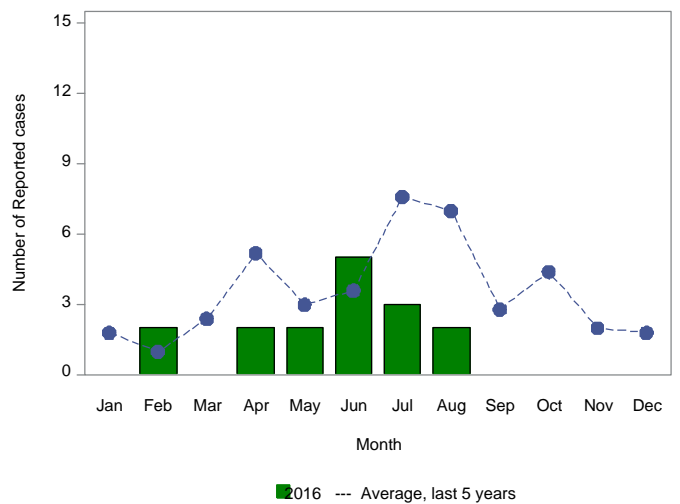
**Number of Reported Cases of Shigellosis by Month**



**Number of Reported Cases of Pertussis by Month**



**Number of Reported Cases of Shiga toxin-producing E. coli by Month**



## Summary of Notifiable Infectious Diseases Reported to the New Mexico Electronic Disease Surveillance System (NM-EDSS) As of August 20, 2016

Includes probable and confirmed cases only.  
Data for the current year are provisional and may change significantly upon the completion of ongoing investigations.  
Data for prior years are also subject to minor revisions due to corrections or identification of historical cases.

Condition	This week	5-year weekly average	Week diff	Last 4 weeks	5-year 4-week average	Last 4 weeks diff	YTD 2016	5-year YTD average	YTD diff	Total 2015	Total 2014
Amebiasis	0	0	0	0	0	0	0	1	-1	3	0
Botulism, foodborne	0	0	0	0	0	0	0	0	0	2	0
Botulism, infant	0	0	0	0	0	0	0	1	-1	1	1
Botulism, wound	0	0	0	0	0	0	3	0	3	0	1
Brucellosis	0	0	0	0	0	0	1	0	1	0	0
Campylobacteriosis	1	11	-10	39	46	-7	263	227	36	479	376
Chikungunya	0	0	0	0	0	0	3	0	3	0	2
Cholera	0	0	0	0	0	0	0	0	0	0	0
Coccidioidomycosis	0	1	-1	1	2	-1	12	31	-19	33	43
Colorado tick fever	0	0	0	0	0	0	0	0	0	0	0
Cryptosporidiosis	0	3	-3	0	13	-13	34	57	-23	51	86
Cyclosporiasis	0	0	0	1	0	1	1	1	0	2	0
Cysticercosis (Taenia solium)	0	0	0	1	0	1	1	1	0	3	2
Dengue Fever	0	0	0	0	0	0	4	0	4	3	0
Ehrlichiosis, chaffeensis	0	0	0	0	0	0	0	0	0	0	0
Giardiasis	0	3	-3	2	11	-9	34	62	-28	77	102
Group A Streptococcus, invasive	0	2	-2	7	9	-2	121	106	15	168	180
Group B Streptococcus, invasive	3	5	-2	14	20	-6	148	148	0	231	205
Haemophilus influenzae, invasive	0	1	-1	1	2	-1	37	33	4	62	51
Hansen disease (Leprosy)	0	0	0	0	0	0	0	0	0	0	0
Hantavirus pulmonary syndrome	0	0	0	0	0	0	6	2	4	1	6
Hemolytic uremic synd,postdiarrheal	0	0	0	0	0	0	0	1	-1	0	0
Hepatitis A, acute	0	0	0	0	1	-1	1	8	-7	6	8
Hepatitis B Viral Infection, Perinatal	0	0	0	0	0	0	0	0	0	0	0
Hepatitis B virus infection, Chronic	2	2	0	8	11	-3	62	81	-19	117	123
Hepatitis B, acute	0	0	0	1	0	1	1	2	-1	2	2
Hepatitis C Virus Infection, chronic or resolved*	6	51	-45	54	201	-147	722	1811	-1089	4322	2746
Hepatitis C, acute	0	0	0	0	2	-2	14	12	2	41	16
Hepatitis E, acute	0	0	0	0	0	0	0	0	0	0	0
Legionellosis	0	0	0	1	1	0	7	6	1	17	8
Listeriosis	0	0	0	0	1	-1	1	2	-1	3	9
Lyme disease	0	0	0	0	1	-1	1	2	-1	0	0
Malaria	0	0	0	0	0	0	2	1	1	3	3
Measles (Rubeola)	0	0	0	0	0	0	0	1	-1	0	1
Mumps	0	0	0	0	0	0	2	0	2	1	2
Necrotizing Fasciitis	0	0	0	0	1	-1	6	9	-3	20	14

\*Data are affected by significant reporting delays

## Summary of Notifiable Infectious Diseases Reported to the New Mexico Electronic Disease Surveillance System (NM-EDSS) As of August 20, 2016

Includes probable and confirmed cases only.  
Data for the current year are provisional and may change significantly upon the completion of ongoing investigations.  
Data for prior years are also subject to minor revisions due to corrections or identification of historical cases.

Condition	This week	5-year weekly average	Week diff	Last 4 weeks	5-year 4-week average	Last 4 weeks diff	YTD 2016	5-year YTD average	YTD diff	Total 2015	Total 2014
Neisseria meningitidis, invasive (Mening. disease)	0	0	0	1	0	1	2	2	0	1	2
Pertussis	4	12	-8	9	39	-30	94	258	-164	242	371
Plague	0	0	0	0	0	0	2	2	0	4	2
Q fever	0	0	0	0	0	0	0	1	-1	0	2
Rabies, animal	0	1	-1	2	1	1	4	13	-9	13	12
Relapsing Fever (tick-borne)	0	0	0	0	0	0	0	0	0	0	1
Rubella	0	0	0	0	0	0	0	0	0	0	0
Salmonellosis	2	14	-12	26	53	-27	172	215	-43	447	332
Shiga toxin-producing Escherichia coli (STEC)	0	2	-2	2	8	-6	16	30	-14	36	47
Shigellosis	0	3	-3	11	11	0	114	46	68	77	64
Spotted Fever Rickettsiosis	0	0	0	0	0	0	0	2	-2	2	2
Strep pneumoniae, invasive	1	2	-1	3	9	-6	209	218	-9	284	317
Streptococcal toxic-shock syndrome	0	0	0	0	0	0	0	0	0	0	0
Tetanus	0	0	0	0	0	0	0	0	0	1	0
Tularemia, Human	0	0	0	0	1	-1	2	4	-2	8	6
Typhoid fever (Salmonella typhi)	0	0	0	0	0	0	0	0	0	1	1
Varicella (Chickenpox)	1	1	0	4	3	1	40	47	-7	57	75
Vibrio parahaemolyticus	0	0	0	0	0	0	1	1	0	1	1
Vibrio spp., non-toxicogenic, other or unspecified	0	0	0	0	0	0	1	0	1	1	0
Vibrio vulnificus infection	0	0	0	0	0	0	0	0	0	0	0
West Nile virus neuroinvasive disease	0	1	-1	0	4	-4	1	4	-3	12	19
West Nile virus non-neuroinvasive disease	0	1	-1	0	1	-1	0	2	-2	2	5
Yersiniosis	0	0	0	0	0	0	0	2	-2	4	1
Zika Virus	0	0	0	0	0	0	4	0	4	0	0

\*Data are affected by significant reporting delays