

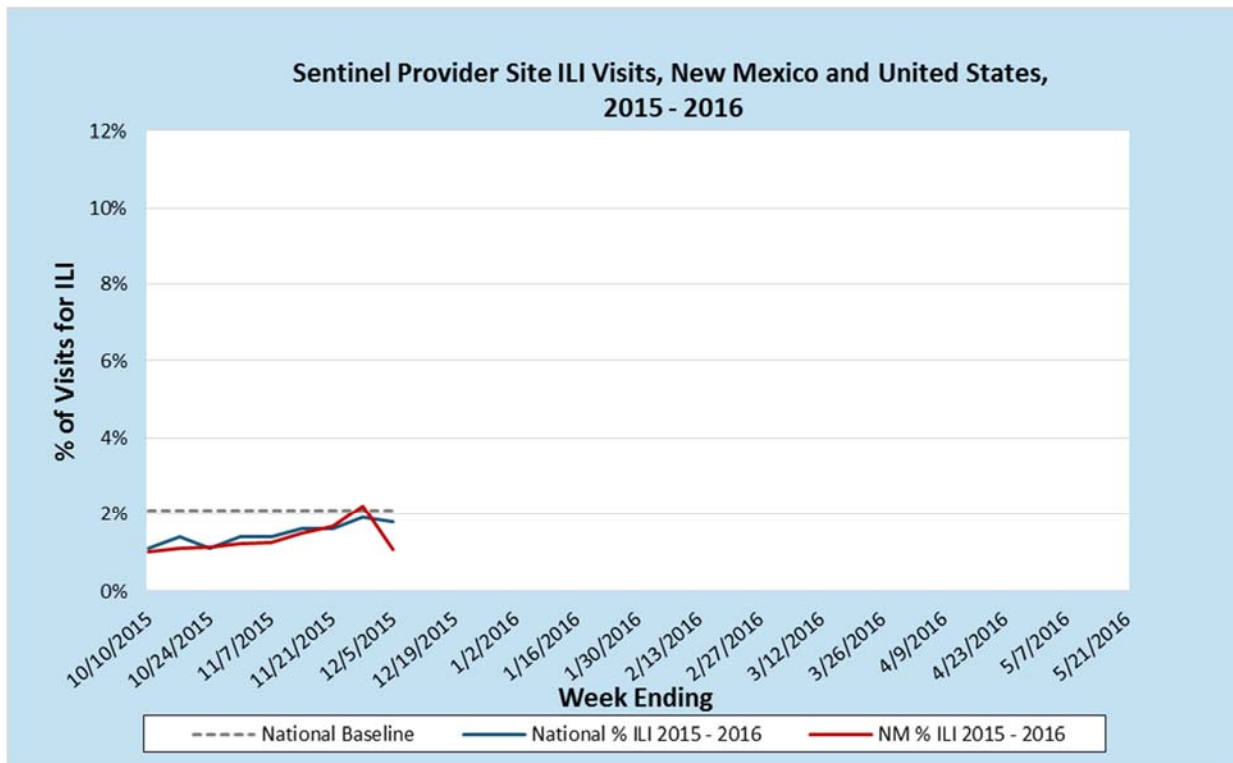
NEW MEXICO INFLUENZA SURVEILLANCE UPDATE 2015 - 2016 Influenza Season

Epidemiology and Response Division, New Mexico Department of Health (NMDOH)

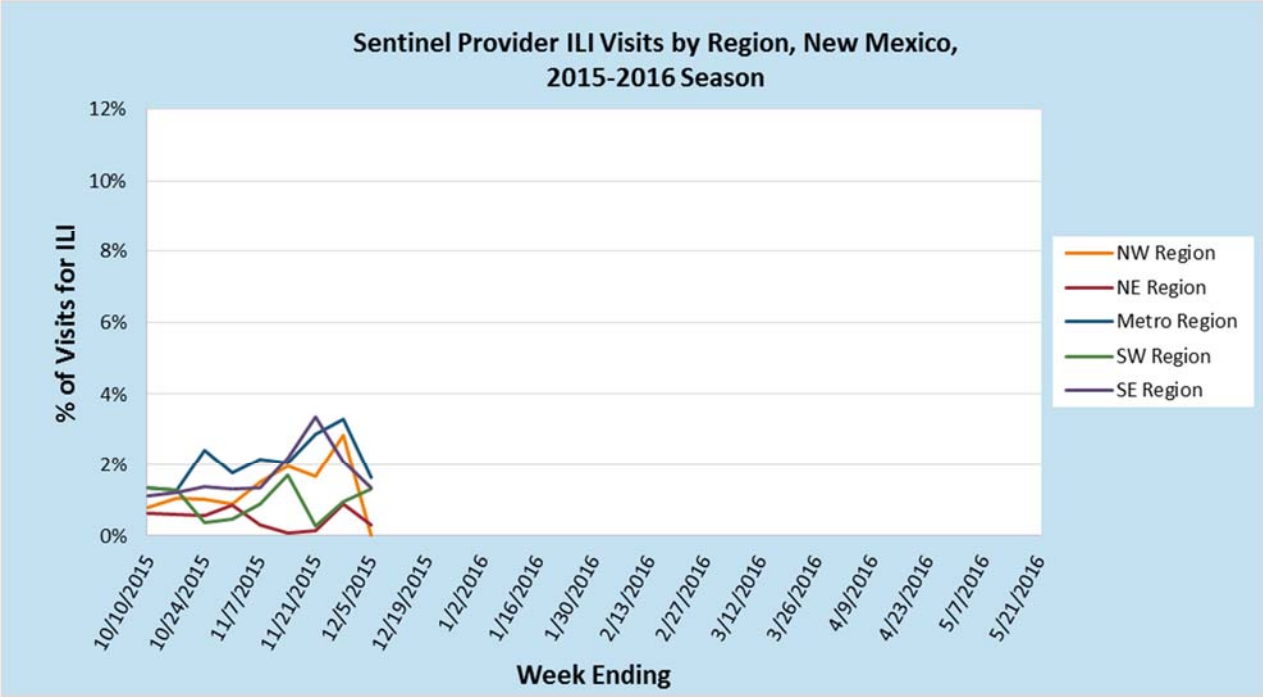
Influenza Activity in New Mexico for **Week Ending December 5 2015 (MMWR Week 48)**

Influenza in the state was at low activity by several indicators¹:

- 1. Outpatient visits for influenza-like illness (ILI):** Twenty-five sentinel outpatient provider sites reported a total of 11,369 patient visits, of which 122 (1.1%) were identified as visits for ILI²; which is below the national baseline of 2.1%. Nationally, the percentage of ILI visits was 1.8%; which is below baseline (see graph below).



- 2. ILI Activity by State Health Regions:** by NMDOH regions within the state (refer to page 4 table footnote defining the regions by county). Weekly ILI ranged from 0.0% (NW Region) to 1.6% (Metro Region). See graph below for the current season's weekly ILI by region.



¹ Weekly ILI and lab data may change as additional reports are compiled.

² Influenza-like Activity (ILA) is defined as Fever ($\geq 100^{\circ}\text{F}$ [37.8°C], oral or equivalent) AND cough and/or sore throat in the absence of a KNOWN cause other than influenza.

Sentinel Outpatient Reporting Sites by Region:

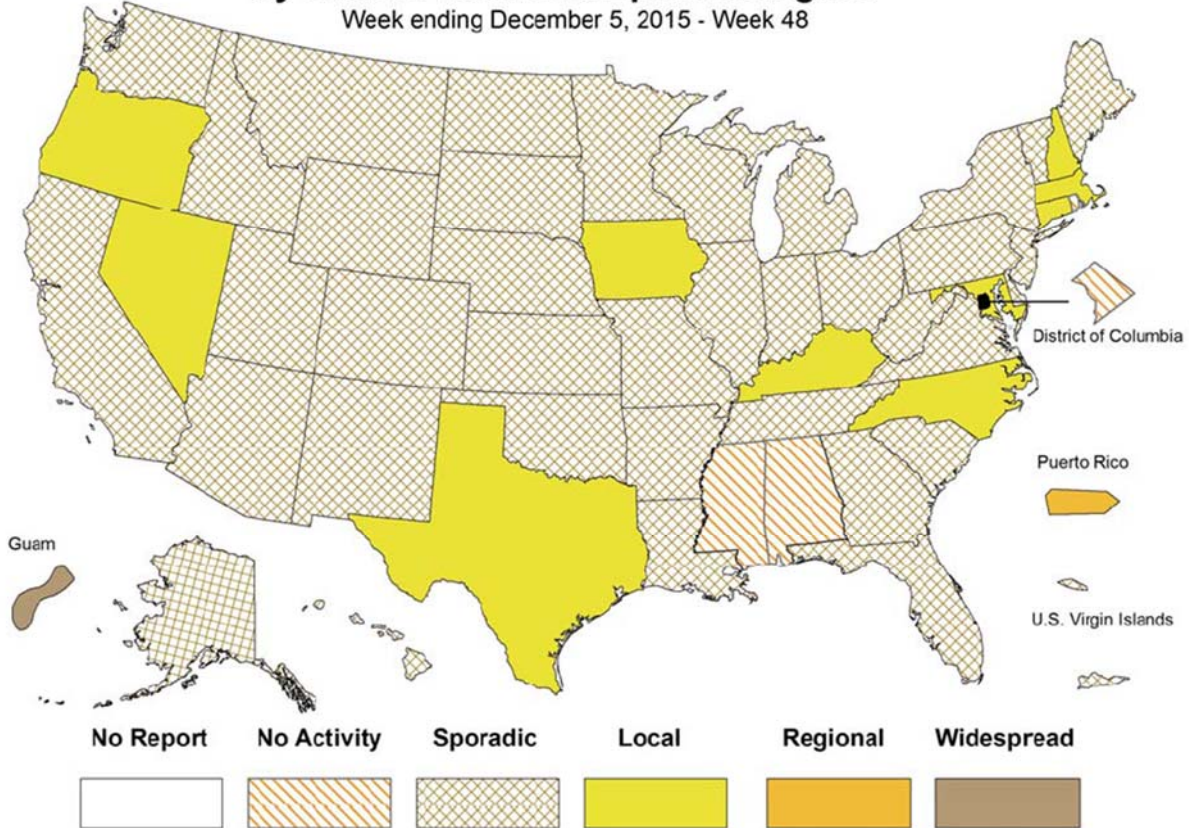
NW Region	San Juan Regional Medical Center, Farmington and Acoma-Canoncito-Laguna Indian Health Hospital, Acoma
NE Region	Raton Family Practice Associates, Raton; Taos-Picuris Indian Health Clinic, Taos; Pecos Valley Medical Center, Pecos; La Familia Medical Clinic, Santa Fe; Los Alamos Family Care Clinic, Los Alamos; Jicarilla Apache Indian Health Clinic, Dulce; Children’s Clinic PA, Los Alamos
Metro Region	Lovelace Downtown Medical Center, Albuquerque; University of New Mexico Student Health Clinic, Albuquerque; Presbyterian Medical Group-Atrisco, Northside, Pediatric Urgent Care; Albuquerque Health Partners Urgent Care, Rio Rancho
SE Region	Carlsbad Medical Center, Carlsbad; Lea Regional Medical Center, Hobbs; Eastern New Mexico Medical Center, Roswell; Roosevelt General Hospital Clinic, Portales
SW Region	Gila Regional Medical Center, Silver City; Hidalgo Medical Services Clinic, Lordsburg; Ben Archer Health Center, Deming, Columbus, and Dona Ana; La Clinica de Familia, Sunland Park; Mescalero Apache Indian Health Hospital, Mescalero; New Mexico Mining and Technology Institute, Socorro

- Laboratory tests for influenza:** For the week ending December 5, 2015, the New Mexico Scientific Laboratory Division reported no respiratory specimens tested positive for influenza.
 - Influenza and pneumonia-related deaths:** There have been two influenza-related deaths and 32 pneumonia-related deaths among New Mexico residents reported since the start of the 2015-2016 influenza season.
- Geographic Spread of Influenza in the State:** NMDOH reported the state influenza activity level as ‘**Sporadic**’ to the Centers for Disease Control and Prevention (CDC). See the table on page 4 for the activity level definitions. The map below displays New Mexico activity in

comparison to influenza activity in bordering states, regions, and nationally for the week ending December 5, 2015.

Weekly Influenza Activity Estimates Reported by State & Territorial Epidemiologists*

Week ending December 5, 2015 - Week 48



This information is collected by the Infectious Disease Epidemiology Bureau, Epidemiology Response Division, New Mexico Department of Health.

For questions, please call 505-827-0006.

For more information on influenza go to the NMDOH web page: <http://www.health.state.nm.us/flu/> or the CDC web page: <http://www.cdc.gov/flu/about/disease/>

TABLE OF INFLUENZA ACTIVITY LEVELS

Activity Level	ILI activity*/Outbreaks		Laboratory data
No activity	Low	And	No lab confirmed cases [†]
Sporadic	Not increased	And	Isolated lab-confirmed cases
	OR		
Local	Not increased	And	Lab confirmed outbreak in one institution [‡]
	Increased ILI in 1 region ^{**} ; ILI activity in other regions is not increased	And	Recent (within the past 3 weeks) lab evidence of influenza in region with increased ILI
	OR		
Regional	2 or more institutional outbreaks (ILI or lab confirmed) in 1 region; ILI activity in other regions is not increased	And	Recent (within the past 3 weeks) lab evidence of influenza in region with the outbreaks; virus activity is no greater than sporadic in other regions
	Increased ILI in less than half of the regions (2 or less)	And	Recent (within the past 3 weeks) lab confirmed influenza in the affected regions
Regional	OR		
	Institutional outbreaks (ILI or lab confirmed) in less than half of the regions (2 or less)	And	Recent (within the past 3 weeks) lab confirmed influenza in the affected regions
Widespread	Increased ILI and/or institutional outbreaks (ILI or lab confirmed) in at least 3 of the 5 regions	And	Recent (within the past 3 weeks) lab confirmed influenza in the state.

Influenza-like illness: Fever ($\geq 100^{\circ}\text{F}$ [37.8°C], oral or equivalent) and cough and/or sore throat (in the absence of a known cause other than influenza).

[†] Lab confirmed case = case confirmed by rapid diagnostic test, antigen detection, culture, or PCR. Care should be given when relying on results of point of care rapid diagnostic test kits during times when influenza is not circulating widely. The sensitivity and specificity of these tests vary and the predicative value positive may be low outside the time of peak influenza activity. Therefore, at the start of the season, NMDOH uses lab confirmation by PCR or culture to declare the presence of lab-confirmed influenza in the state. Positivity by other lab methods is recognized and tracked as another influenza activity indicator as the season progresses.

[‡] Institution includes nursing home, hospital, prison, school, etc.

^{**}Region: population under surveillance in a defined geographical subdivision of a state. A region could be comprised of 1 or more counties and would be based on each state's specific circumstances. In New Mexico, the NMDOH regions are: **Northwest Region:** San Juan, McKinley, and Cibola counties; **Northeast Region:** Los Alamos, Rio Arriba, Taos, Colfax, Union, Mora, Harding, Santa Fe, San Miguel and Guadalupe counties; **Metro Region:** Bernalillo, Sandoval, Torrance and Valencia counties; **Southeast Region:** Quay, Curry, DeBaca, Lincoln, Roosevelt, Chaves, Eddy and Lea counties, and **Southwest Region:** Socorro, Catron, Grant, Sierra, Otero, Dona Ana, Luna and Hidalgo counties.