



**New Mexico Department of Health  
2015 Weekly Infectious Disease Report  
Week 48  
November 29, 2015 - December 5, 2015**

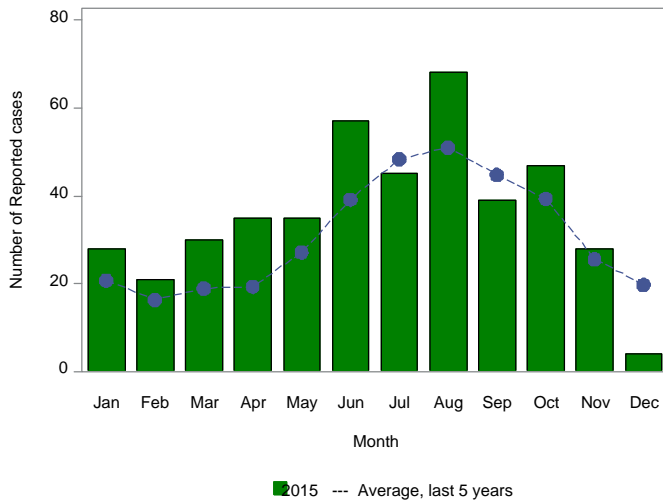
This report is prepared by the Infectious Disease Epidemiology Bureau (IDEB) for notifiable infectious diseases reported through the New Mexico Electronic Disease Surveillance Systems (NM-EDSS). NM-EDSS is a web-based system used by public health staff throughout the state to track investigations of suspected, probable and confirmed cases of notifiable infectious diseases. Data for the current year are provisional and subject to change upon the completion of ongoing disease investigations. Data for prior years are also subject to minor revisions due to corrections or identification of historical cases. Questions regarding the content of this report should be referred to the IDEB Surveillance Team at 505-827-0006.

Sexually Transmitted Diseases, Tuberculosis and HIV/AIDS data are currently reported through other systems. For information on these diseases, contact the responsible programs directly: Sexually Transmitted Diseases, 505-476-3611, Tuberculosis, 505-827-2500, HIV/AIDS, 505-476-3515.

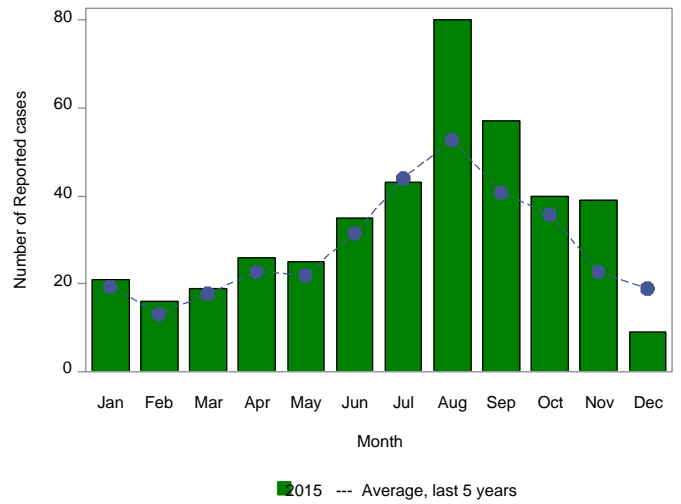
# Monthly Trends for Selected Notifiable Infectious Diseases As of December 5, 2015

Includes probable and confirmed cases only.  
Data for the current year are provisional and may change significantly upon the completion of ongoing investigations.  
Data for prior years are also subject to minor revisions due to corrections or identification of historical cases.

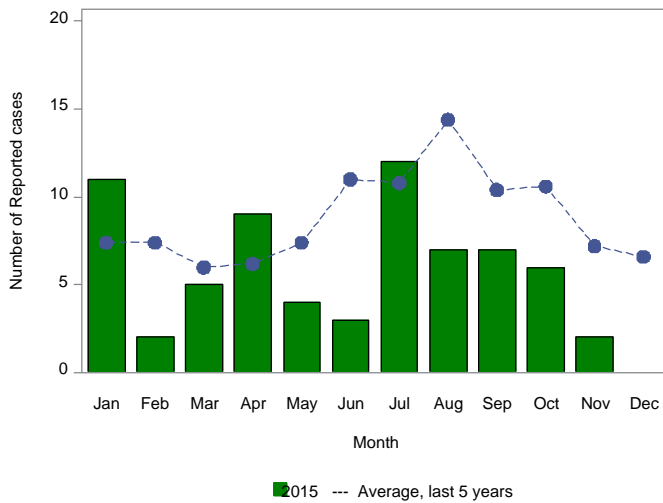
**Number of Reported Cases of Campylobacteriosis by Month**



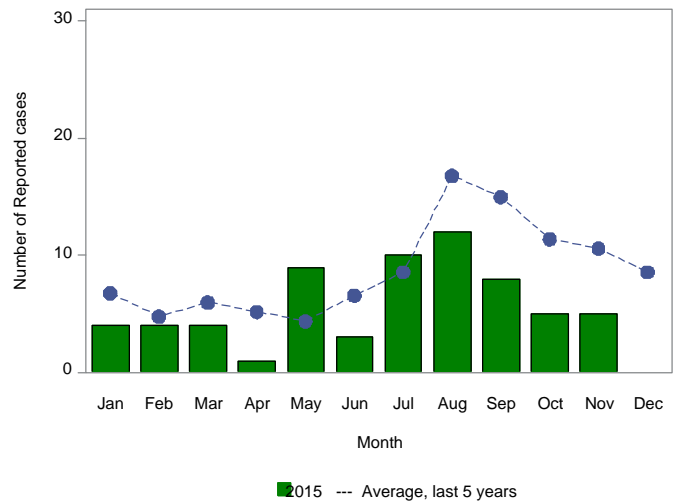
**Number of Reported Cases of Salmonellosis by Month**



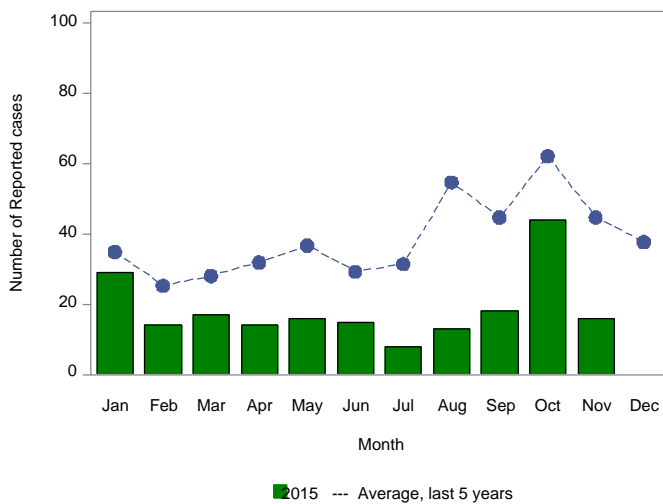
**Number of Reported Cases of Giardiasis by Month**



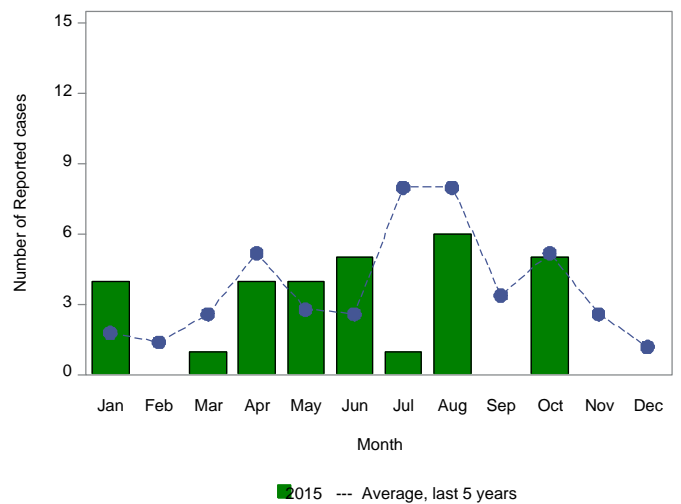
**Number of Reported Cases of Shigellosis by Month**



**Number of Reported Cases of Pertussis by Month**



**Number of Reported Cases of Shiga toxin-producing E. coli by Month**



## Summary of Notifiable Infectious Diseases Reported to the New Mexico Electronic Disease Surveillance System (NM-EDSS) As of December 5, 2015

Includes probable and confirmed cases only.  
Data for the current year are provisional and may change significantly upon the completion of ongoing investigations.  
Data for prior years are also subject to minor revisions due to corrections or identification of historical cases.

Condition	This week	5-year weekly average	Week diff	Last 4 weeks	5-year 4-week average	Last 4 weeks diff	YTD 2015	5-year YTD average	YTD diff	Total 2014	Total 2013
Amebiasis	0	0	0	0	0	0	3	0	3	0	1
Botulism, foodborne	0	0	0	0	0	0	2	0	2	0	0
Botulism, infant	0	0	0	0	0	0	1	2	-1	1	3
Botulism, wound	0	0	0	0	0	0	0	0	0	1	0
Brucellosis	0	0	0	0	0	0	0	1	-1	0	0
Campylobacteriosis	3	5	-2	22	23	-1	435	351	84	377	343
Chikungunya	0	0	0	0	0	0	0	0	0	2	0
Cholera	0	0	0	0	0	0	1	0	1	0	0
Coccidioidomycosis	0	1	-1	0	3	-3	18	46	-28	40	35
Colorado tick fever	0	0	0	0	0	0	0	0	0	0	0
Cryptosporidiosis	0	1	-1	2	6	-4	50	96	-46	86	49
Cyclosporiasis	0	0	0	0	0	0	2	0	2	0	0
Cysticercosis (Taenia solium)	0	0	0	0	0	0	2	1	1	2	2
Dengue Fever	0	0	0	0	0	0	0	1	-1	0	0
Ehrlichiosis, chaffeensis	0	0	0	0	0	0	0	0	0	0	0
Giardiasis	0	2	-2	2	7	-5	66	99	-33	102	100
Group A Streptococcus, invasive	2	3	-1	14	11	3	142	133	9	179	138
Group B Streptococcus, invasive	0	4	-4	5	17	-12	207	198	9	205	231
Haemophilus influenzae, invasive	0	1	-1	4	3	1	58	42	16	50	48
Hansen disease (Leprosy)	0	0	0	0	0	0	0	0	0	0	0
Hantavirus pulmonary syndrome	0	0	0	0	0	0	1	3	-2	6	3
Hemolytic uremic synd.postdiarrheal	0	0	0	0	0	0	0	2	-2	0	3
Hepatitis A, acute	0	0	0	0	0	0	5	10	-5	8	21
Hepatitis B Viral Infection, Perinatal	0	0	0	0	0	0	0	0	0	0	0
Hepatitis B virus infection, Chronic	0	2	-2	6	6	0	105	112	-7	119	119
Hepatitis B, acute	0	0	0	0	0	0	3	4	-1	2	3
Hepatitis C Virus Infection, chronic or resolved*	24	68	-44	103	257	-154	3484	2378	1106	2660	893
Hepatitis C, acute	0	0	0	0	1	-1	14	15	-1	16	14
Hepatitis E, acute	0	0	0	0	0	0	0	0	0	0	0
Legionellosis	0	0	0	0	1	-1	13	9	4	8	11
Listeriosis	0	0	0	0	1	-1	2	7	-5	9	4
Lyme disease	0	0	0	0	0	0	0	4	-4	0	6
Malaria	0	0	0	0	0	0	4	2	2	3	1
Measles (Rubeola)	0	0	0	0	0	0	0	1	-1	1	0
Mumps	0	0	0	0	1	-1	1	1	0	2	1
Necrotizing Fasciitis	0	0	0	1	1	0	13	9	4	14	24

\*Data are affected by significant reporting delays

## Summary of Notifiable Infectious Diseases Reported to the New Mexico Electronic Disease Surveillance System (NM-EDSS) As of December 5, 2015

Includes probable and confirmed cases only.  
Data for the current year are provisional and may change significantly upon the completion of ongoing investigations.  
Data for prior years are also subject to minor revisions due to corrections or identification of historical cases.

Condition	This week	5-year weekly average	Week diff	Last 4 weeks	5-year 4-week average	Last 4 weeks diff	YTD 2015	5-year YTD average	YTD diff	Total 2014	Total 2013
Neisseria meningitidis, invasive (Mening. disease)	0	0	0	0	0	0	1	3	-2	2	2
Pertussis	4	9	-5	15	41	-26	201	427	-226	371	620
Plague	0	0	0	0	0	0	4	2	2	2	4
Q fever	0	0	0	0	0	0	0	2	-2	2	2
Rabies, animal	0	0	0	0	1	-1	12	19	-7	12	11
Relapsing Fever (tick-borne)	0	0	0	0	0	0	0	0	0	1	0
Rubella	0	0	0	0	0	0	0	0	0	0	1
Salmonellosis	6	5	1	36	20	16	417	324	93	332	356
Shiga toxin-producing Escherichia coli (STEC)	0	0	0	0	2	-2	30	44	-14	47	31
Shigellosis	0	2	-2	2	9	-7	64	96	-32	65	61
Spotted Fever Rickettsiosis	0	0	0	0	0	0	2	2	0	2	4
Strep pneumoniae, invasive	0	6	-6	13	22	-9	246	273	-27	314	328
Streptococcal toxic-shock syndrome	0	0	0	0	0	0	0	0	0	0	0
Tetanus	0	0	0	0	0	0	1	0	1	0	1
Tularemia, Human	0	0	0	1	0	1	8	4	4	6	4
Typhoid fever (Salmonella typhi)	0	0	0	0	0	0	0	1	-1	1	1
Varicella (Chickenpox)	1	1	0	4	4	0	52	75	-23	75	67
Vibrio parahaemolyticus	0	0	0	0	0	0	0	1	-1	1	0
Vibrio spp., non-toxigenic, other or unspecified	0	0	0	0	0	0	0	1	-1	0	3
Vibrio vulnificus infection	0	0	0	0	0	0	0	0	0	0	0
West Nile virus neuroinvasive disease	0	0	0	0	0	0	10	18	-8	19	23
West Nile virus non-neuroinvasive disease	0	0	0	0	0	0	4	10	-6	5	15
Yersiniosis	0	0	0	0	0	0	3	1	2	1	2

\*Data are affected by significant reporting delays