

**New Mexico Department of Health  
2015 Weekly Infectious Disease Report  
Week 4  
January 25, 2015 - January 31, 2015**



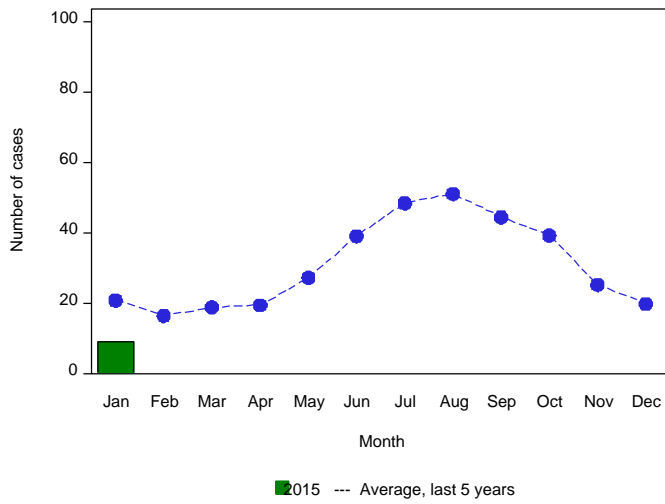
This report is prepared by the Infectious Disease Epidemiology Bureau (IDEB) for notifiable infectious diseases reported through the New Mexico Electronic Disease Surveillance Systems (NM-EDSS). NM-EDSS is a web-based system used by public health staff throughout the state to track investigations of suspected, probable and confirmed cases of notifiable infectious diseases. Data for the current year are provisional and subject to change upon the completion of ongoing disease investigations. Data for prior years are also subject to minor revisions due to corrections or identification of historical cases. Questions regarding the content of this report should be referred to the IDEB Surveillance Team at 505-827-0006.

Sexually Transmitted Diseases, Tuberculosis and HIV/AIDS data are currently reported through other systems. For information on these diseases, contact the responsible programs directly: Sexually Transmitted Diseases, 505-476-3611, Tuberculosis, 505-827-2500, HIV/AIDS, 505-476-3515.

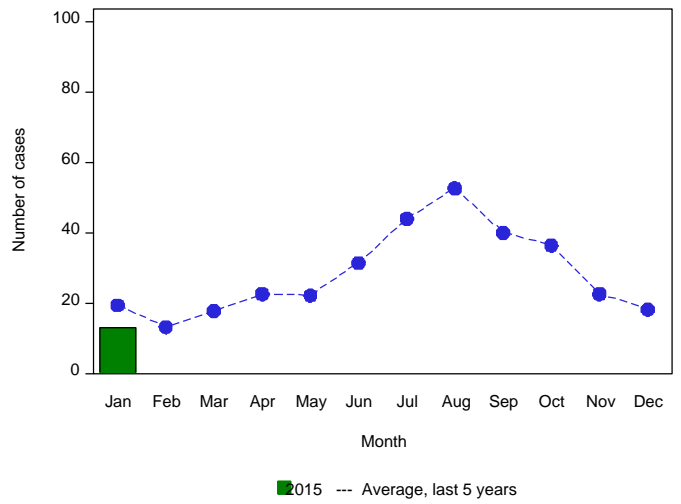
# Monthly Trends for Selected Notifiable Infectious Diseases As of January 31, 2015

Includes probable and confirmed cases only.  
Data for the current year are provisional and may change significantly upon the completion of ongoing investigations.  
Data for prior years are also subject to minor revisions due to corrections or identification of historical cases.

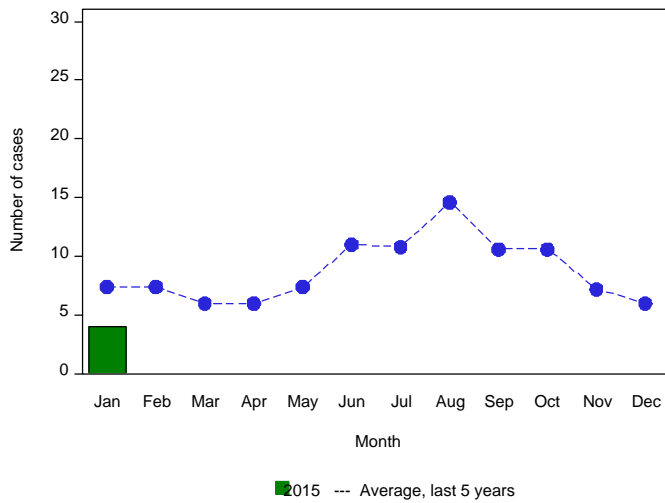
**Incidence of Campylobacteriosis by Month**



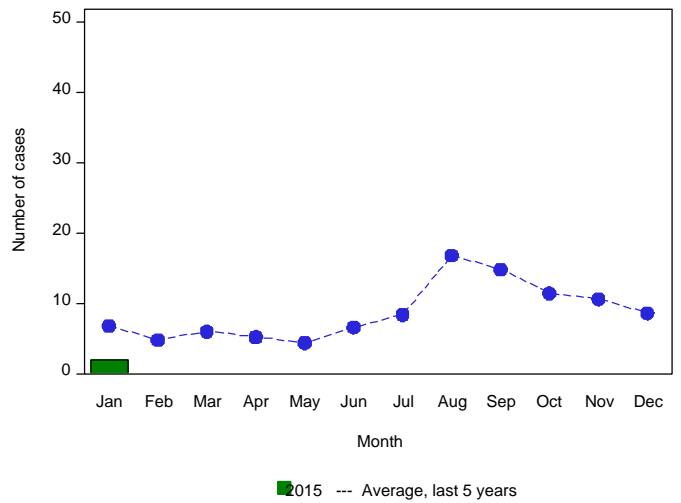
**Incidence of Salmonellosis by Month**



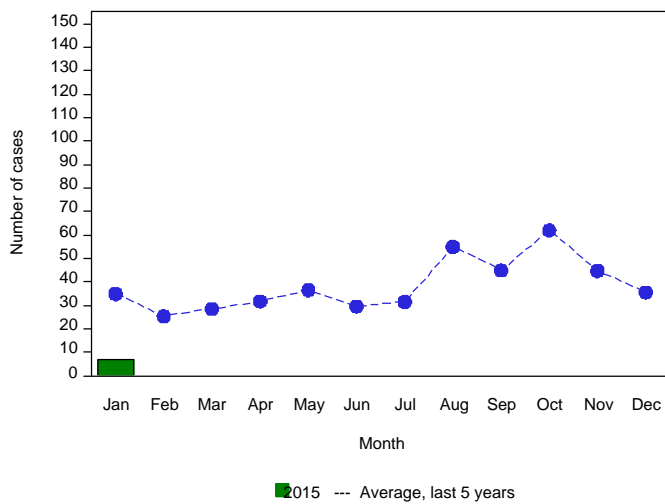
**Incidence of Giardiasis by Month**



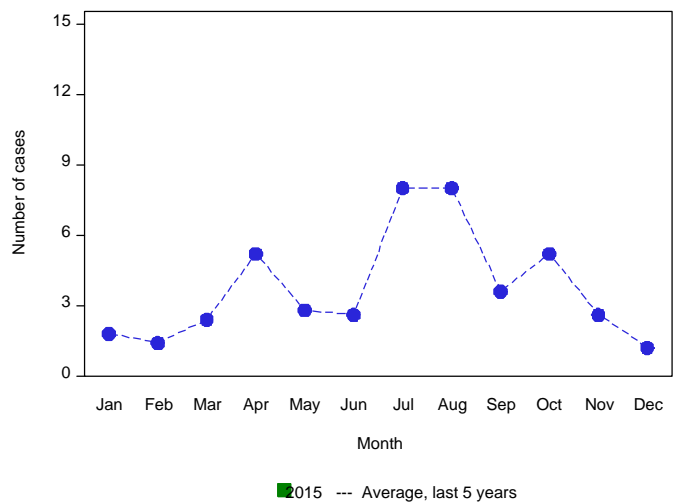
**Incidence of Shigellosis by Month**



**Incidence of Pertussis by Month**



**Incidence of Shiga toxin-producing E. coli by Month**



## Summary of Notifiable Infectious Diseases Reported to the New Mexico Electronic Disease Surveillance System (NM-EDSS) As of January 31, 2015

Includes probable and confirmed cases only.  
Data for the current year are provisional and may change significantly upon the completion of ongoing investigations.  
Data for prior years are also subject to minor revisions due to corrections or identification of historical cases.

Condition	This week	5-year weekly average	Week diff	Last 4 weeks	5-year 4-week average	Last 4 weeks diff	YTD 2015	5-year YTD average	YTD diff	Total 2014	Total 2013
Amebiasis	0	0	0	0	0	0	0	0	0	0	1
Botulism, foodborne	0	0	0	0	0	0	0	0	0	0	0
Botulism, infant	0	0	0	0	0	0	0	0	0	1	3
Brucellosis	0	0	0	0	0	0	0	0	0	0	0
Campylobacteriosis	0	4	-4	9	17	-8	9	19	-10	368	343
Chikungunya	0	0	0	0	0	0	0	0	0	2	0
Cholera	0	0	0	0	0	0	0	0	0	0	0
Coccidioidomycosis	0	1	-1	0	4	-4	0	3	-3	33	33
Cryptosporidiosis	0	2	-2	1	7	-6	1	7	-6	83	50
Cyclosporiasis	0	0	0	0	0	0	0	0	0	0	0
Cysticercosis (Taenia solium)	0	0	0	0	0	0	0	0	0	2	2
Dengue Fever	0	0	0	0	0	0	0	0	0	0	0
Ehrlichiosis, chaffeensis	0	0	0	0	0	0	0	0	0	0	0
Giardiasis	0	2	-2	4	6	-2	4	6	-2	99	100
Group A Streptococcus, invasive	0	3	-3	10	13	-3	10	15	-5	175	137
Group B Streptococcus, invasive	0	3	-3	4	11	-7	4	11	-7	196	231
Haemophilus influenzae, invasive	0	1	-1	5	4	1	5	5	0	48	48
Hantavirus pulmonary syndrome	0	0	0	0	0	0	0	0	0	6	3
Hemolytic uremic synd.postdiarrheal	0	0	0	0	0	0	0	0	0	0	3
Hepatitis A, acute	0	0	0	2	1	1	2	1	1	8	21
Hepatitis B Viral Infection, Perinatal	0	0	0	0	0	0	0	0	0	1	0
Hepatitis B virus infection, Chronic	2	2	0	8	8	0	8	9	-1	116	120
Hepatitis B, acute	0	0	0	0	0	0	0	0	0	2	3
Hepatitis C Virus Infection, chronic or resolved*	0	49	-49	0	180	-180	0	194	-194	1594	878
Hepatitis C, acute	0	0	0	0	1	-1	0	1	-1	16	14
Hepatitis E, acute	0	0	0	0	0	0	0	0	0	0	0
Legionellosis	0	0	0	0	1	-1	0	1	-1	8	11
Listeriosis	0	0	0	0	0	0	0	0	0	9	4
Lyme disease	0	0	0	0	0	0	0	0	0	0	6
Malaria	0	0	0	0	0	0	0	0	0	2	1
Measles (Rubeola)	0	0	0	0	0	0	0	0	0	1	0
Mumps	0	0	0	0	0	0	0	0	0	2	1
Necrotizing Fasciitis	0	0	0	2	0	2	2	0	2	13	24
Neisseria meningitidis, invasive (Mening. disease)	0	0	0	0	0	0	0	0	0	2	2
Pertussis	9	7	2	12	29	-17	12	31	-19	349	626
Plague	0	0	0	0	0	0	0	0	0	2	4
Q fever	0	0	0	0	0	0	0	0	0	2	2
Rabies, animal	0	0	0	0	2	-2	0	2	-2	12	11
Relapsing Fever (tick-borne)	0	0	0	0	0	0	0	0	0	1	0
Rubella	0	0	0	0	0	0	0	0	0	0	1
Salmonellosis	1	4	-3	9	16	-7	9	18	-9	323	359

\*Data are affected by significant reporting delays

## Summary of Notifiable Infectious Diseases Reported to the New Mexico Electronic Disease Surveillance System (NM-EDSS) As of January 31, 2015

Includes probable and confirmed cases only.

Data for the current year are provisional and may change significantly upon the completion of ongoing investigations.

Data for prior years are also subject to minor revisions due to corrections or identification of historical cases.

Condition	This week	5-year weekly average	Week diff	Last 4 weeks	5-year 4-week average	Last 4 weeks diff	YTD 2015	5-year YTD average	YTD diff	Total 2014	Total 2013
Shiga toxin-producing Escherichia coli (STEC)	0	0	0	0	2	-2	0	2	-2	47	31
Shigellosis	0	1	-1	1	5	-4	1	6	-5	63	61
Spotted Fever Rickettsiosis	0	0	0	0	0	0	0	0	0	3	4
Strep pneumoniae, invasive	0	8	-8	22	30	-8	22	33	-11	298	328
Tetanus	0	0	0	0	0	0	0	0	0	0	1
Tularemia, Human	0	0	0	0	0	0	0	0	0	5	4
Typhoid fever (Salmonella typhi)	0	0	0	0	0	0	0	0	0	1	1
Varicella (Chickenpox)	3	2	1	4	9	-5	4	9	-5	75	67
Vibrio parahaemolyticus	0	0	0	0	0	0	0	0	0	1	0
Vibrio spp., non-toxigenic, other or unspecified	0	0	0	0	0	0	0	0	0	0	3
Vibrio vulnificus infection	0	0	0	0	0	0	0	0	0	0	0
West Nile virus neuroinvasive disease	0	0	0	0	0	0	0	0	0	17	23
West Nile virus non-neuroinvasive disease	0	0	0	0	0	0	0	0	0	7	15
Yersiniosis	0	0	0	0	0	0	0	0	0	1	2

\*Data are affected by significant reporting delays