

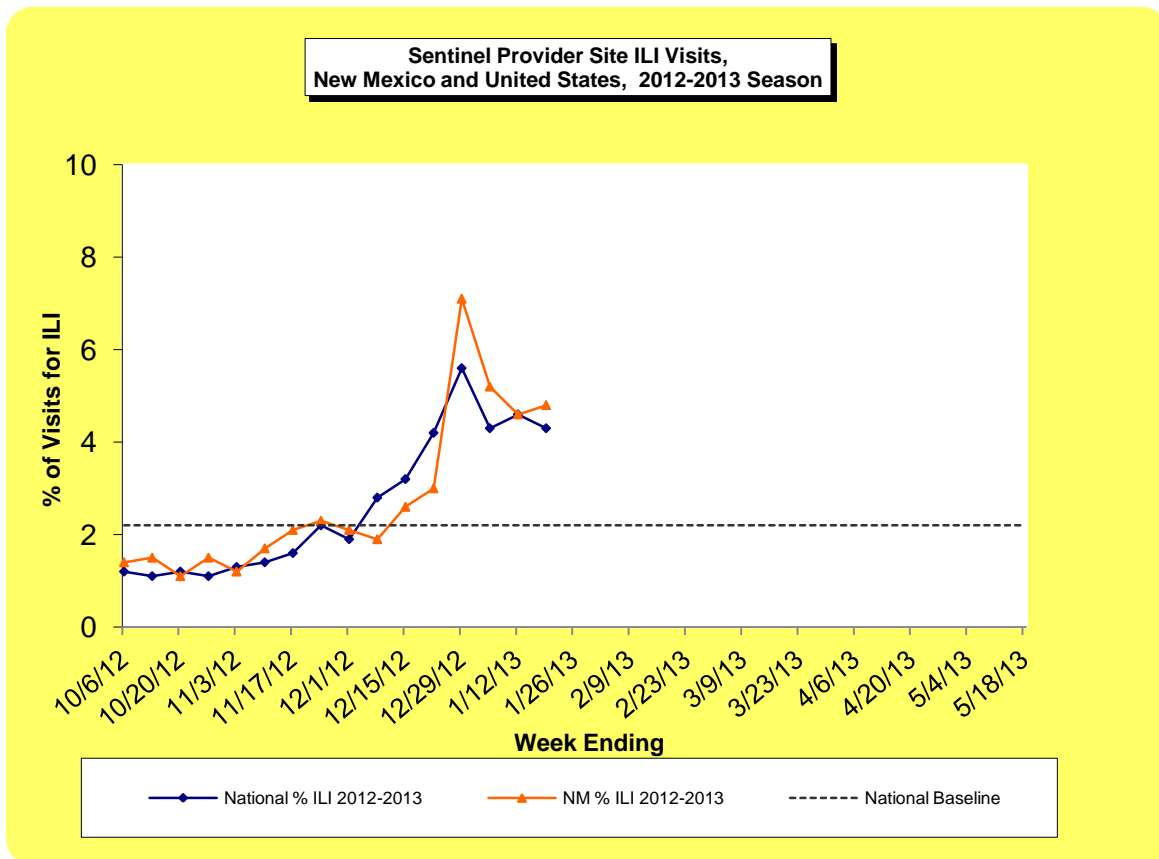
NEW MEXICO INFLUENZA SURVEILLANCE UPDATE 2012 - 2013 Influenza Season

Epidemiology and Response Division, New Mexico Department of Health (NMDOH)

Influenza Activity in New Mexico for **Week Ending January 19, 2013 (MMWR Week 03)**

Influenza in the State was at moderate to high activity by several indicators¹:

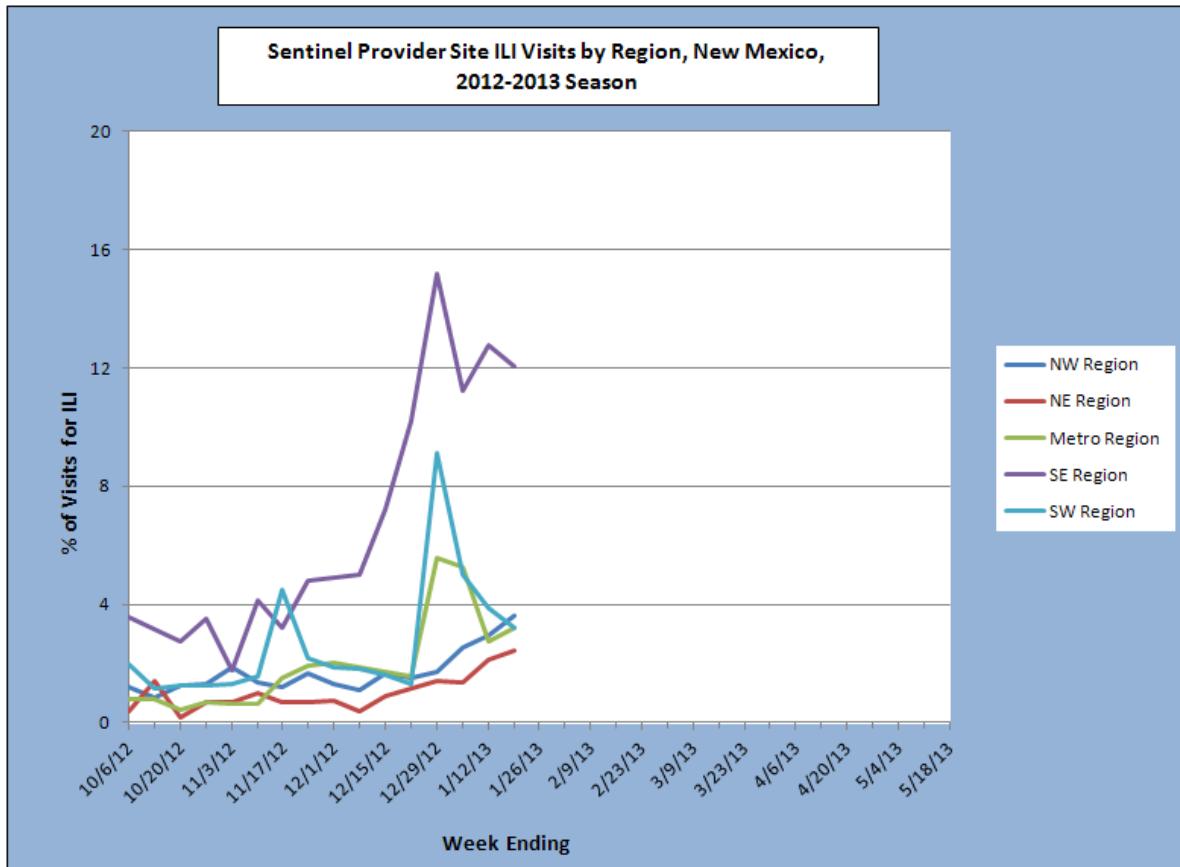
- Outpatient visits for influenza-like illness (ILI): twenty- six of the 26 sentinel outpatient provider sites reported a total of 10,054 patient visits, of which 484 (4.8%) were identified as visits for ILI². The previous week ending January 12th reported 4.6% influenza-like illness. See graph below displaying the comparison of statewide ILI activity to national ILI activity percentages.



¹ Weekly ILI and lab data may change as additional reports are compiled.

² Influenza-like Activity (ILI) is defined as Fever ($\geq 100^{\circ}\text{F}$ [37.8°C], oral or equivalent) AND cough and/or sore throat in the absence of a KNOWN cause other than influenza.

- By NMDOH regions within the state (refer to page 5 table footnote defining the regions by county), activity was at increased levels with a range of 2.5% ILI (Northeast Region) to 12% ILI (Southeast Region). See graph below for the current season's weekly ILI by region.



Sentinel outpatient reporting sites by Region:

NW Region of state: San Juan Regional Medical Center, Farmington; Acoma-Canoncito- Laguna Indian Health Service Hospital, Acoma; and Albuquerque Health Partners Urgent Care, Rio Rancho.

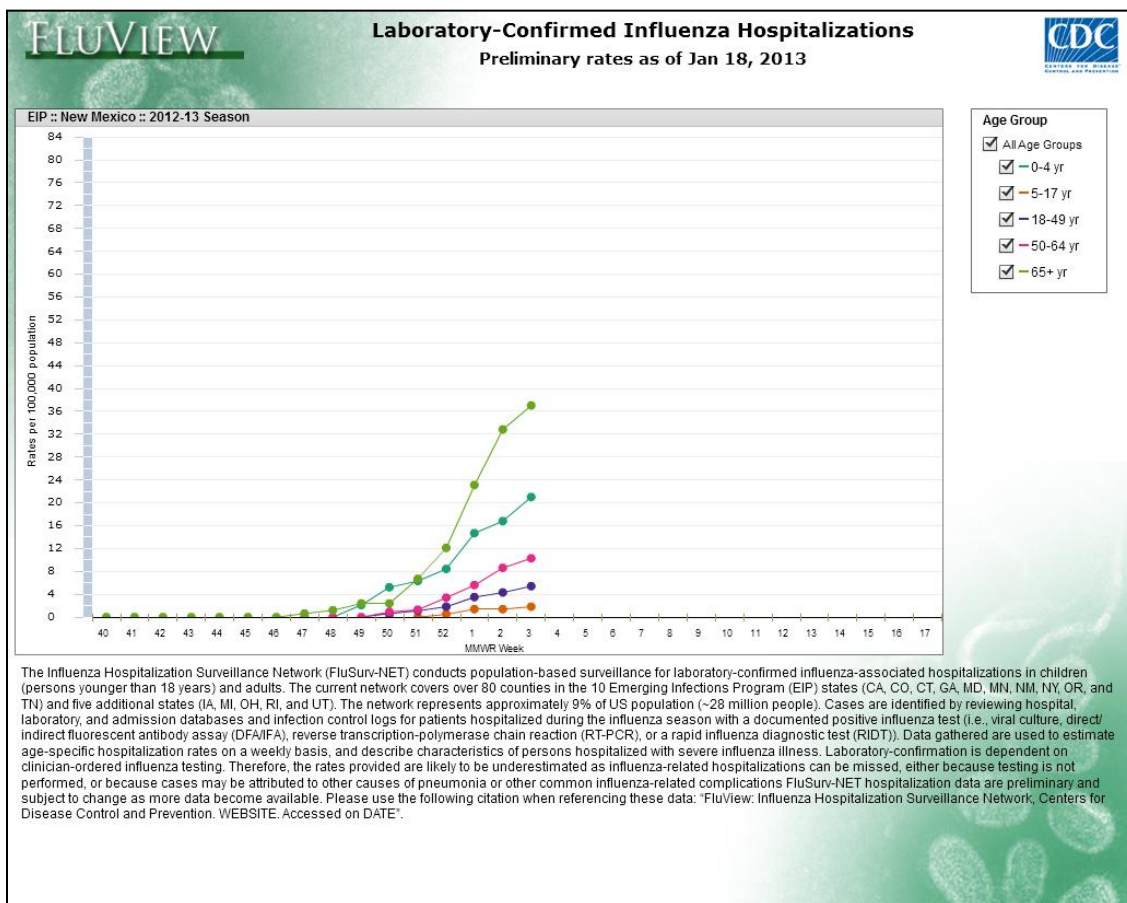
NE Region: Raton Family Practice Associates, Raton; Taos-Picuris Indian Health Clinic, Taos; Pecos Valley Medical Center, Pecos; La Familia Medical Clinic, Santa Fe; Los Alamos Family Care Clinic, Los Alamos; Jicarilla Apache Indian Health Clinic, Dulce and Espanola Family Care Clinic, Espanola.

Metro Region: Lovelace Downtown Medical Center and University of New Mexico Student Health Clinic, both in Albuquerque.

SE Region: Carlsbad Medical Center, Carlsbad; Lea Regional Medical Center, Hobbs; Eastern New Mexico Medical Center, Roswell; Ruidoso Medical Associates, Ruidoso and Roosevelt General Hospital in Portales.

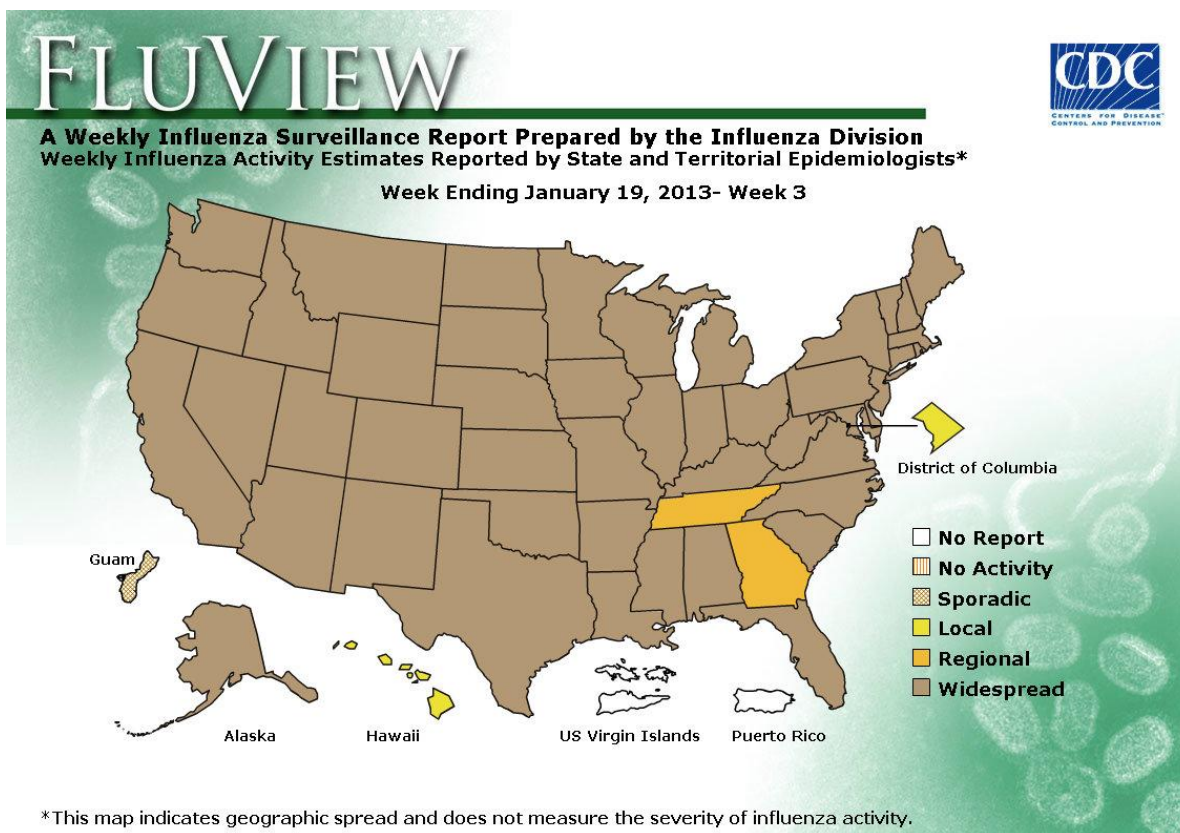
SW Region: Gila Regional Medical Center, Silver City; Hidalgo Medical Services Clinic, Lordsburg; Ben Archer Health Center, Deming; Ben Archer Health Center, Dona Ana; La Clinica de Familia, Sunland Park; Ben Archer Health Center, Columbus; Mescalero Apache Indian Health Hospital, Mescalero; Sierra Vista Hospital, Truth or Consequences and the New Mexico Mining and Technology Institute, Socorro.

- Laboratory tests for influenza: the Scientific Lab Division (SLD) has reported 137 positive samples (38%) for influenza from 358 samples submitted between 10/1/12 and 1/19/13. Eighty -six (63%) of the positive samples were influenza A/H3 subtype, 2 (2%) were influenza A/H1 subtype, 47 (34%) were influenza B type and one was influenza A, not sub-typed.
- Influenza-related hospitalizations: the New Mexico Emerging Infections Program (EIP) conducts active, population-based surveillance for laboratory-confirmed influenza-related hospitalizations in seven New Mexico counties: Bernalillo, Chaves, Doña Ana, Grant, Luna, San Juan, and Santa Fe. Weekly de-identified data are sent to the Centers for Disease Control and Prevention. Cumulative rates by age group for NM influenza-related hospitalizations are displayed below. Rates by age group range from 1.8 per 100,000 in the 5-17 years age group to 37 per 100,000 in the 65+years age group:



*FluSurv-NET data are preliminary and subject to change as more data become available.

- Influenza-related deaths: there have been nine deaths in the adult age group, occurring between 12/27/12 and 1/17/13 that are influenza-related. Two were females, aged 91 and 94 years old, from Rio Arriba County; a 67 year old female and an 82 year old male from Bernalillo County; a 57 year old female from Lea County; a 56 year old male from Chaves County; a 92 year old female from Colfax County; a 76 year old male from Taos County and a 98 year old male from Dona Ana County.
- NMDOH reported the state influenza activity as **“Widespread”** to the Centers for Disease Control and Prevention (CDC). See the table on page 5 for full definitions of activity levels. Below is a map of the U.S displaying New Mexico activity in comparison to influenza activity in bordering states, regions and nationally. This map is produced by the CDC Influenza Division.



This information is collected by the Infectious Disease Epidemiology Bureau, Epidemiology Response Division of NMDOH.

For questions, please call 505-827-0006. For more information on influenza go to the NMDOH web page: <http://www.health.state.nm.us/flu/> or the CDC web page: <http://www.cdc.gov/ncidod/diseases/flu/fluivirus.htm>

TABLE OF INFLUENZA ACTIVITY LEVELS

Activity Level	ILI activity*/Outbreaks		Laboratory data
No activity	Low	And	No lab confirmed cases [†]
Sporadic	Not increased	And	Isolated lab-confirmed cases
	OR		
Local	Not increased	And	Lab confirmed outbreak in one institution [‡]
	OR		
Local	Increased ILI in 1 region**; ILI activity in other regions is not increased	And	Recent (within the past 3 weeks) lab evidence of influenza in region with increased ILI
	OR		
Local	2 or more institutional outbreaks (ILI or lab confirmed) in 1 region; ILI activity in other regions is not increased	And	Recent (within the past 3 weeks) lab evidence of influenza in region with the outbreaks; virus activity is no greater than sporadic in other regions
	OR		
Regional	Increased ILI in less than half of the regions (2 or less)	And	Recent (within the past 3 weeks) lab confirmed influenza in the affected regions
	OR		
Regional	Institutional outbreaks (ILI or lab confirmed) in less than half of the regions (2 or less)	And	Recent (within the past 3 weeks) lab confirmed influenza in the affected regions
	OR		
Widespread	Increased ILI and/or institutional outbreaks (ILI or lab confirmed) in at least 3 of the 5 regions	And	Recent (within the past 3 weeks) lab confirmed influenza in the state.

*Influenza-like illness: Fever ($\geq 100^{\circ}\text{F}$ [37.8°C], oral or equivalent) and cough and/or sore throat (in the absence of a known cause other than influenza)

[†] Lab confirmed case = case confirmed by rapid diagnostic test, antigen detection, culture, or PCR. Care should be given when relying on results of point of care rapid diagnostic test kits during times when influenza is not circulating widely. The sensitivity and specificity of these tests vary and the predicative value positive may be low outside the time of peak influenza activity. Therefore, at the start of the season, NMDOH uses lab confirmation by PCR or culture to declare the presence of lab-confirmed influenza in the state. Positivity by other lab methods is recognized and tracked as another influenza activity indicator as the season progresses.

[‡] Institution includes nursing home, hospital, prison, school, etc.

Region: population under surveillance in a defined geographical subdivision of a state. A region could be comprised of 1 or more counties and would be based on each state's specific circumstances. In New Mexico, the NMDOH regions are: **Northwest Region—San Juan, McKinley, and Cibola counties; **Northeast Region**—Los Alamos, Rio Arriba, Taos, Colfax, Union, Mora, Harding, Santa Fe, San Miguel and Guadalupe counties; **Metro Region** — Bernalillo, Sandoval, Torrance and Valencia counties; **Southeast Region** —Quay, Curry, DeBaca, Lincoln, Roosevelt, Chaves, Eddy and Lea counties, and **Southwest Region** —Socorro, Catron, Grant, Sierra, Otero, Dona Ana, Luna and Hidalgo counties.