



Epidemiology and Response Division

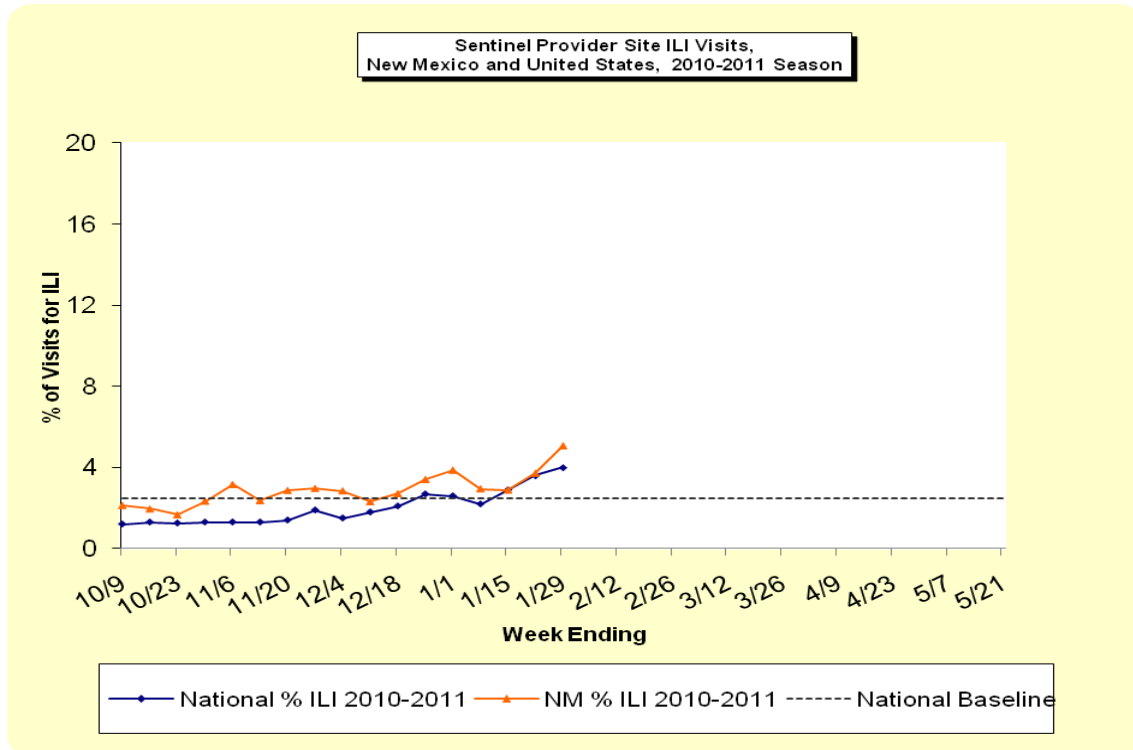
NEW MEXICO INFLUENZA SURVEILLANCE UPDATE 2010-2011 Influenza Season

Epidemiology and Response Division, New Mexico Department of Health (NMDOH)

Influenza Activity in New Mexico for **Week Ending January 29, 2011**

Influenza in the State was at moderate to high activity by several indicators¹:

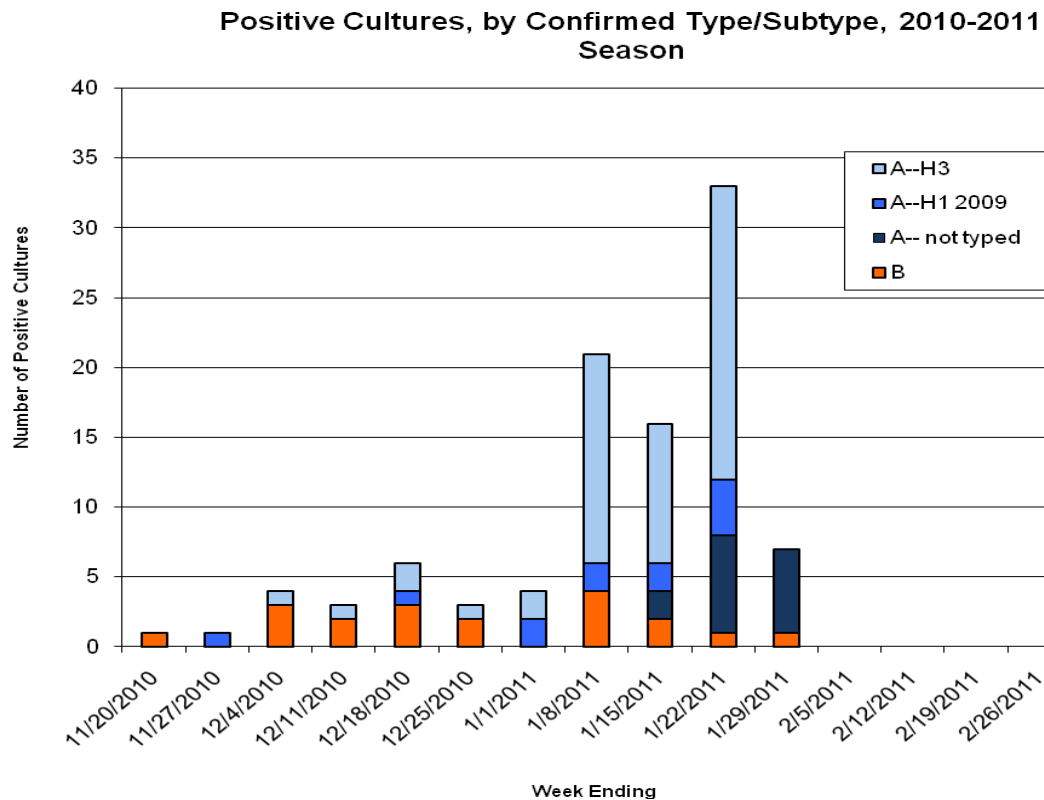
- **Sentinel Surveillance:** outpatient visits for Influenza-like illness (ILI)—with twenty-five sites reporting there was a total of 8,905 patient visits, of which 452 (5.1%) were identified as visits for ILI². The previous week ending January 22nd reported 3.7% influenza-like illness. See graph below with comparison to national ILI activity percentage.



¹ Weekly ILI and lab data may change as additional reports are compiled.

² Influenza-like Activity (ILI) is defined as Fever ($\geq 100^{\circ}\text{F}$ [37.8°C], oral or equivalent) AND cough and/or sore throat in absence of a KNOWN cause other than influenza.

- Laboratory/Virologic Surveillance:** The Scientific Lab Division (SLD) has reported, up to week ending 1/29/11, ninety-nine (26%) respiratory samples, of 379 samples submitted, that were positive for influenza by polymerase chain reaction (PCR) and/or culture. See the graph below for a representation of the circulating influenza types and subtypes by week/date of collection.



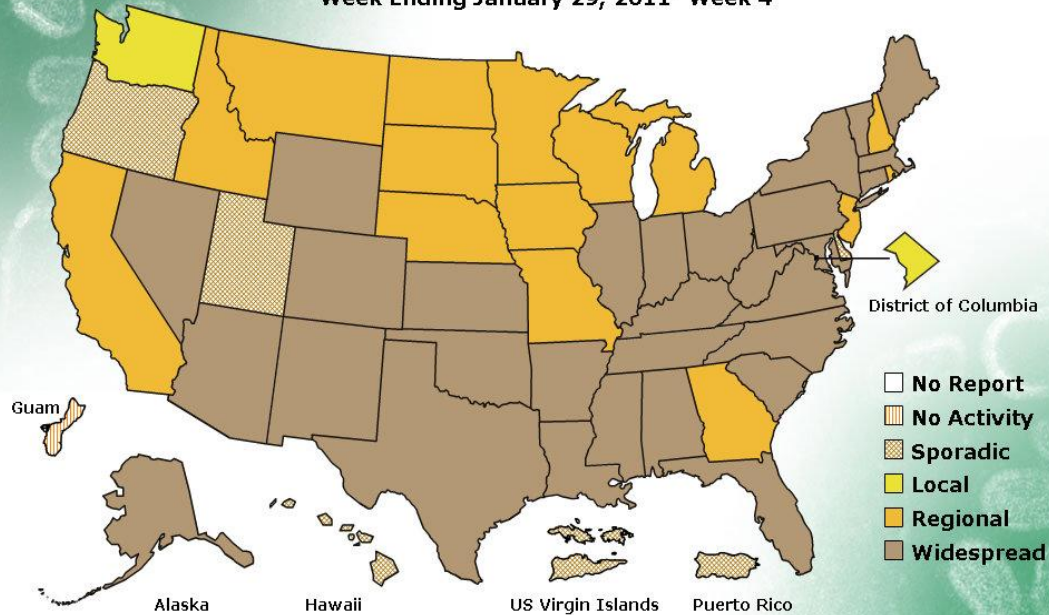
- Mortality Surveillance:** there has been one report of a pediatric death (during week ending 1/22/11) caused by lab-confirmed influenza in New Mexico since the beginning of the season in early October. NMDOH has also received reports of two adult deaths in New Mexico residents, associated with lab-confirmed influenza, which occurred in January.
- National Reporting:** NMDOH reported the state influenza activity as **“Widespread Activity”** to the Centers for Disease Control and Prevention (CDC). See the table on page 3 for full definitions of activity levels. Below is a map of the U.S displaying New Mexico activity in comparison to influenza activity in bordering states, related regions and nationally.

FLUVIEW



**A Weekly Influenza Surveillance Report Prepared by the Influenza Division
Weekly Influenza Activity Estimates Reported by State and Territorial Epidemiologists***

Week Ending January 29, 2011- Week 4



*This map indicates geographic spread and does not measure the severity of influenza activity.

This information is collected by the Infectious Disease Epidemiology Bureau, Epidemiology Response Division of NMDOH.

For questions, please call 505-827-0006. For more information on influenza go to the NMDOH

web page: <http://www.health.state.nm.us/flu/> or the CDC web page:

<http://www.cdc.gov/ncidod/diseases/flu/fluivirus.htm>

Activity Level	ILI activity*/Outbreaks		Laboratory data
No activity	Low	And	No lab confirmed cases [†]
Sporadic	Not increased	And	Isolated lab-confirmed cases
	OR		
Local	Not increased	And	Lab confirmed outbreak in one institution [‡]
	Increased ILI in 1 region**; ILI activity in other regions is not increased	And	Recent (within the past 3 weeks) lab evidence of influenza in region with increased ILI
Regional	OR		
	2 or more institutional outbreaks (ILI or lab confirmed) in 1 region; ILI activity in other regions is not increased	And	Recent (within the past 3 weeks) lab evidence of influenza in region with the outbreaks; virus activity is no greater than sporadic in other regions
Widespread	Increased ILI in less than half of the regions (2 or less)	And	Recent (within the past 3 weeks) lab confirmed influenza in the affected regions
	OR		
Widespread	Institutional outbreaks (ILI or lab confirmed) in less than half of the regions (2 or less)	And	Recent (within the past 3 weeks) lab confirmed influenza in the affected regions
	Increased ILI and/or institutional outbreaks (ILI or lab confirmed) in at least 3 of the 5 regions	And	Recent (within the past 3 weeks) lab confirmed influenza in the state.

*Influenza-like illness: Fever ($\geq 100^{\circ}\text{F}$ [37.8°C], oral or equivalent) and cough and/or sore throat (in the absence of a known cause other than influenza)

[†] Lab confirmed case = case confirmed by rapid diagnostic test, antigen detection, culture, or PCR. Care should be given when relying on results of point of care rapid diagnostic test kits during times when influenza is not circulating widely. The sensitivity and specificity of these tests vary and the predicative value positive may be low outside the time of peak influenza activity. Therefore, at the start of the season, NMDOH uses lab confirmation by PCR or culture to declare the presence of lab-confirmed influenza in the state. Positivity by other lab methods is recognized and tracked as another influenza activity indicator as the season progresses.

[‡] Institution includes nursing home, hospital, prison, school, etc.

**Region: population under surveillance in a defined geographical subdivision of a state. A region could be comprised of 1 or more counties and would be based on each state's specific circumstances. In New Mexico, the NMDOH regions are: Region 1—San Juan, McKinley, Sandoval, Cibola and Valencia counties; Region 2—Rio Arriba, Taos, Colfax, Union, Mora, Santa Fe, San Miguel, Los Alamos and Guadalupe counties; Region 3 — Bernalillo county; Region 4 — Harding, Quay, Curry, DeBaca, Roosevelt, Chaves, Eddy and Lea counties, and Region 5 — Torrance, Lincoln, Socorro, Catron, Grant, Sierra, Otero, Dona Ana, Luna and Hidalgo counties.