

**New Mexico Department of Health  
2014 Weekly Infectious Disease Report  
Week 09  
February 23, 2014 - March 01, 2014**



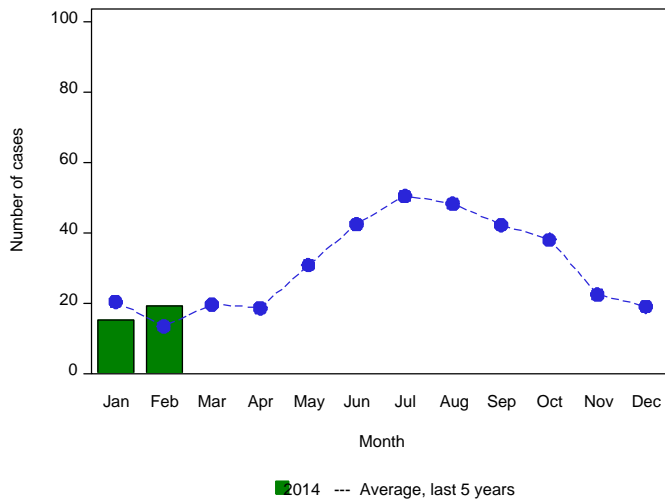
This report is prepared by the Infectious Disease Epidemiology Bureau (IDEB) for notifiable infectious diseases reported through the New Mexico Electronic Disease Surveillance Systems (NM-EDSS). NM-EDSS is a web-based system used by public health staff throughout the state to track investigations of suspected, probable and confirmed cases of notifiable infectious diseases. Data for the current year are provisional and subject to change upon the completion of ongoing disease investigations. Data for prior years are also subject to minor revisions due to corrections or identification of historical cases. Questions regarding the content of this report should be referred to the IDEB Surveillance Team at 505-827-0006.

Sexually Transmitted Diseases, Tuberculosis and HIV/AIDS data are currently reported through other systems. For information on these diseases, contact the responsible programs directly: Sexually Transmitted Diseases, 505-476-3611, Tuberculosis, 505-827-2500, HIV/AIDS, 505-476-3515.

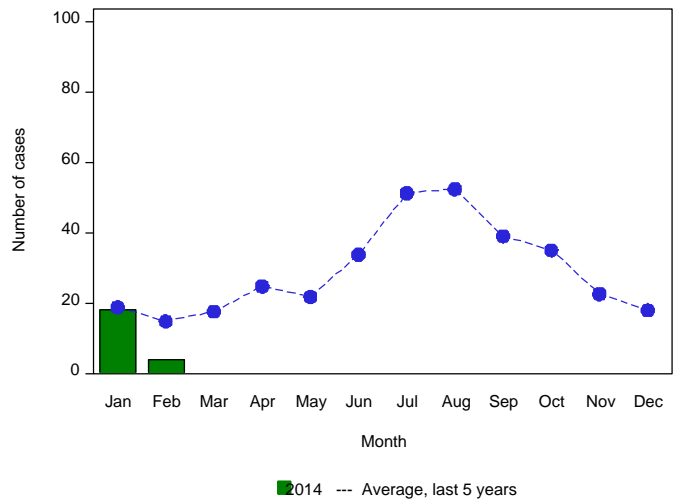
# Monthly Trends for Selected Notifiable Infectious Diseases As of March 01, 2014

Includes probable and confirmed cases only.  
Data for the current year are provisional and may change significantly upon the completion of ongoing investigations.  
Data for prior years are also subject to minor revisions due to corrections or identification of historical cases.

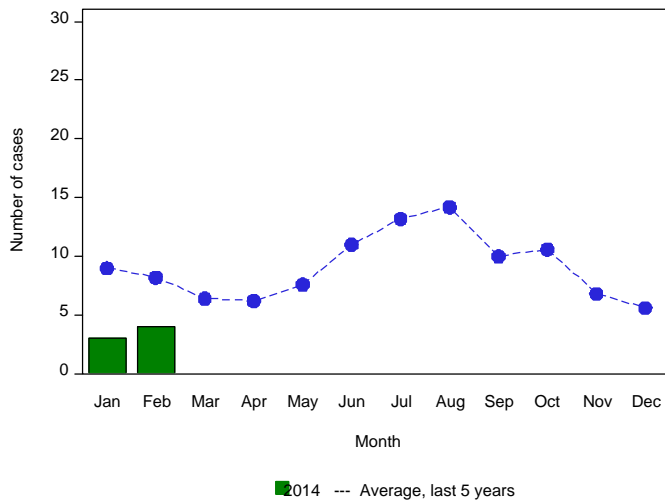
**Incidence of Campylobacteriosis by Month**



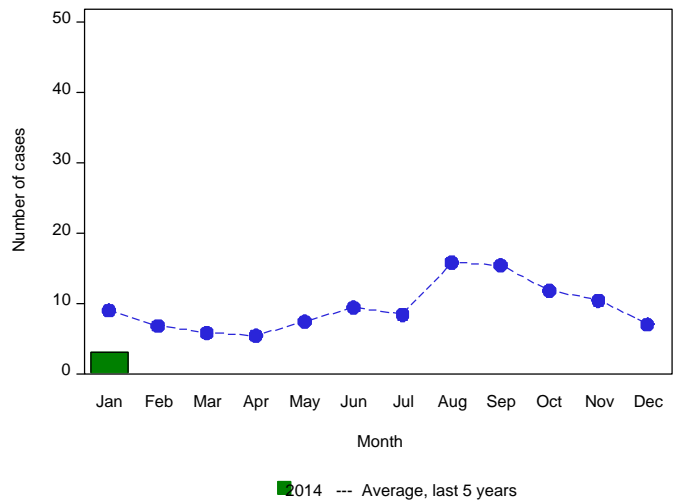
**Incidence of Salmonellosis by Month**



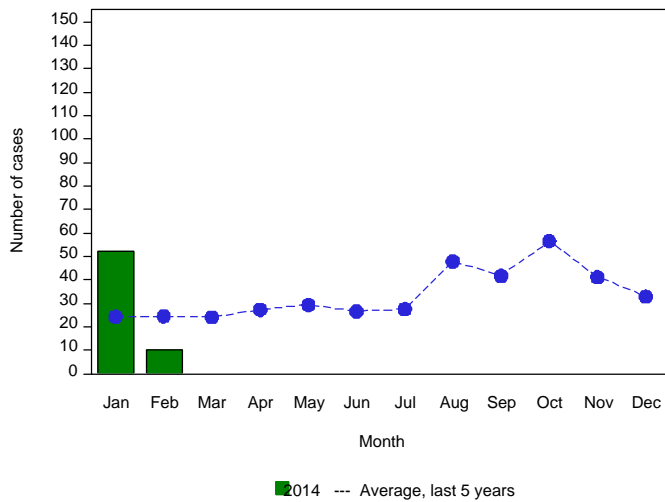
**Incidence of Giardiasis by Month**



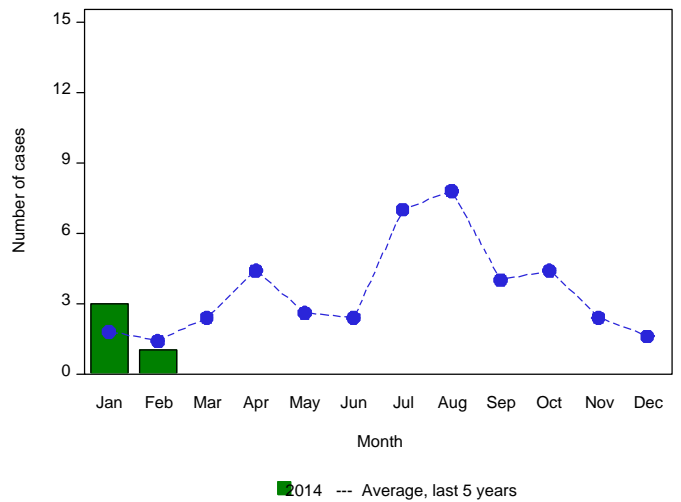
**Incidence of Shigellosis by Month**



**Incidence of Pertussis by Month**



**Incidence of Shiga toxin-producing E. coli by Month**



## Summary of Notifiable Infectious Diseases Reported to the New Mexico Electronic Disease Surveillance System (NM-EDSS) As of March 01, 2014

Includes probable and confirmed cases only.  
Data for the current year are provisional and may change significantly upon the completion of ongoing investigations.  
Data for prior years are also subject to minor revisions due to corrections or identification of historical cases.

| Condition                                          | This week | 5-year weekly average | Week diff | Last 4 weeks | 5-year 4-week average | Last 4 weeks diff | YTD 2014 | 5-year YTD average | YTD diff | Total 2013 | Total 2012 |
|----------------------------------------------------|-----------|-----------------------|-----------|--------------|-----------------------|-------------------|----------|--------------------|----------|------------|------------|
| Botulism, foodborne                                | 0         | 0                     | 0         | 0            | 0                     | 0                 | 0        | 0                  | 0        | 0          | 0          |
| Botulism, infant                                   | 0         | 0                     | 0         | 0            | 0                     | 0                 | 0        | 0                  | 0        | 3          | 2          |
| Brucellosis                                        | 0         | 0                     | 0         | 0            | 0                     | 0                 | 0        | 0                  | 0        | 0          | 0          |
| Campylobacteriosis                                 | 2         | 3                     | -1        | 19           | 13                    | 6                 | 37       | 36                 | 1        | 335        | 331        |
| Cholera                                            | 0         | 0                     | 0         | 0            | 0                     | 0                 | 0        | 0                  | 0        | 0          | 0          |
| Coccidioidomycosis                                 | 0         | 1                     | -1        | 0            | 5                     | -5                | 0        | 10                 | -10      | 28         | 39         |
| Cryptosporidiosis                                  | 0         | 2                     | -2        | 4            | 7                     | -3                | 12       | 17                 | -5       | 49         | 94         |
| Cyclosporiasis                                     | 0         | 0                     | 0         | 0            | 0                     | 0                 | 0        | 0                  | 0        | 0          | 0          |
| Cysticercosis (Taenia solium)                      | 0         | 0                     | 0         | 0            | 0                     | 0                 | 1        | 0                  | 1        | 2          | 1          |
| Dengue Fever                                       | 0         | 0                     | 0         | 0            | 0                     | 0                 | 0        | 0                  | 0        | 0          | 0          |
| Ehrlichiosis, chaffeensis                          | 0         | 0                     | 0         | 0            | 0                     | 0                 | 0        | 0                  | 0        | 0          | 0          |
| Giardiasis                                         | 1         | 2                     | -1        | 4            | 8                     | -4                | 8        | 18                 | -10      | 98         | 100        |
| Group A Streptococcus, invasive                    | 1         | 3                     | -2        | 8            | 12                    | -4                | 30       | 29                 | 1        | 133        | 135        |
| Group B Streptococcus, invasive                    | 1         | 4                     | -3        | 16           | 16                    | 0                 | 39       | 30                 | 9        | 215        | 238        |
| Haemophilus influenzae, invasive                   | 0         | 1                     | -1        | 6            | 4                     | 2                 | 9        | 10                 | -1       | 46         | 47         |
| Hantavirus pulmonary syndrome                      | 0         | 0                     | 0         | 0            | 0                     | 0                 | 0        | 0                  | 0        | 3          | 1          |
| Hemolytic uremic synd.postdiarrheal                | 0         | 0                     | 0         | 0            | 0                     | 0                 | 0        | 0                  | 0        | 3          | 0          |
| Hepatitis A, acute                                 | 0         | 0                     | 0         | 0            | 0                     | 0                 | 1        | 1                  | 0        | 21         | 11         |
| Hepatitis B Viral Infection, Perinatal             | 0         | 0                     | 0         | 0            | 0                     | 0                 | 0        | 0                  | 0        | 0          | 0          |
| Hepatitis B virus infection, Chronic               | 0         | 2                     | -2        | 6            | 10                    | -4                | 16       | 22                 | -6       | 119        | 127        |
| Hepatitis B, acute                                 | 0         | 0                     | 0         | 0            | 1                     | -1                | 0        | 2                  | -2       | 3          | 3          |
| Hepatitis C Virus Infection, chronic or resolved*  | 4         | 50                    | -46       | 55           | 202                   | -147              | 152      | 482                | -330     | 859        | 3553       |
| Hepatitis C, acute                                 | 0         | 1                     | -1        | 0            | 2                     | -2                | 1        | 3                  | -2       | 9          | 21         |
| Hepatitis E, acute                                 | 0         | 0                     | 0         | 0            | 0                     | 0                 | 0        | 0                  | 0        | 0          | 0          |
| Legionellosis                                      | 0         | 0                     | 0         | 0            | 0                     | 0                 | 0        | 1                  | -1       | 11         | 9          |
| Listeriosis                                        | 0         | 0                     | 0         | 0            | 0                     | 0                 | 0        | 0                  | 0        | 3          | 5          |
| Lyme disease                                       | 0         | 0                     | 0         | 0            | 0                     | 0                 | 0        | 0                  | 0        | 6          | 1          |
| Malaria                                            | 0         | 0                     | 0         | 0            | 0                     | 0                 | 0        | 0                  | 0        | 0          | 2          |
| Measles (Rubeola)                                  | 0         | 0                     | 0         | 0            | 0                     | 0                 | 0        | 0                  | 0        | 0          | 2          |
| Mumps                                              | 0         | 0                     | 0         | 0            | 0                     | 0                 | 0        | 0                  | 0        | 1          | 0          |
| Necrotizing Fasciitis                              | 0         | 0                     | 0         | 0            | 0                     | 0                 | 1        | 1                  | 0        | 26         | 14         |
| Neisseria meningitidis, invasive (Mening. disease) | 0         | 0                     | 0         | 0            | 0                     | 0                 | 1        | 1                  | 0        | 2          | 5          |
| Pertussis                                          | 1         | 6                     | -5        | 16           | 24                    | -8                | 61       | 54                 | 7        | 618        | 894        |
| Plague                                             | 0         | 0                     | 0         | 0            | 0                     | 0                 | 0        | 0                  | 0        | 4          | 1          |
| Q fever                                            | 0         | 0                     | 0         | 0            | 0                     | 0                 | 0        | 0                  | 0        | 2          | 1          |
| Rabies, animal                                     | 0         | 1                     | -1        | 0            | 3                     | -3                | 0        | 6                  | -6       | 11         | 47         |
| Rubella                                            | 0         | 0                     | 0         | 0            | 0                     | 0                 | 0        | 0                  | 0        | 1          | 0          |
| Salmonellosis                                      | 1         | 3                     | -2        | 5            | 14                    | -9                | 26       | 36                 | -10      | 350        | 336        |
| Shiga toxin-producing Escherichia coli (STEC)      | 0         | 0                     | 0         | 1            | 1                     | 0                 | 5        | 3                  | 2        | 29         | 56         |
| Shigellosis                                        | 0         | 2                     | -2        | 0            | 7                     | -7                | 3        | 17                 | -14      | 59         | 108        |
| Spotted Fever Rickettsiosis                        | 0         | 0                     | 0         | 0            | 0                     | 0                 | 0        | 0                  | 0        | 4          | 4          |

\*Data are affected by significant reporting delays

**Summary of Notifiable Infectious Diseases Reported to the  
New Mexico Electronic Disease Surveillance System (NM-EDSS)  
As of March 01, 2014**

Includes probable and confirmed cases only.

Data for the current year are provisional and may change significantly upon the completion of ongoing investigations.  
Data for prior years are also subject to minor revisions due to corrections or identification of historical cases.

| Condition                                        | This week | 5-year weekly average | Week diff | Last 4 weeks | 5-year 4-week average | Last 4 weeks diff | YTD 2014 | 5-year YTD average | YTD diff | Total 2013 | Total 2012 |
|--------------------------------------------------|-----------|-----------------------|-----------|--------------|-----------------------|-------------------|----------|--------------------|----------|------------|------------|
| Strep pneumoniae, invasive                       | 6         | 11                    | -5        | 37           | 42                    | -5                | 75       | 83                 | -8       | 310        | 275        |
| Streptococcal toxic-shock syndrome               | 0         | 0                     | 0         | 0            | 0                     | 0                 | 0        | 0                  | 0        | 0          | 0          |
| Tetanus                                          | 0         | 0                     | 0         | 0            | 0                     | 0                 | 0        | 0                  | 0        | 1          | 1          |
| Tularemia, Human                                 | 0         | 0                     | 0         | 0            | 0                     | 0                 | 0        | 0                  | 0        | 4          | 1          |
| Typhoid fever (Salmonella typhi)                 | 0         | 0                     | 0         | 0            | 0                     | 0                 | 0        | 0                  | 0        | 1          | 0          |
| Varicella (Chickenpox)                           | 3         | 2                     | 1         | 8            | 8                     | 0                 | 25       | 22                 | 3        | 66         | 99         |
| Vibrio parahaemolyticus                          | 0         | 0                     | 0         | 0            | 0                     | 0                 | 0        | 0                  | 0        | 0          | 1          |
| Vibrio spp., non-toxigenic, other or unspecified | 0         | 0                     | 0         | 0            | 0                     | 0                 | 0        | 0                  | 0        | 3          | 0          |
| Vibrio vulnificus infection                      | 0         | 0                     | 0         | 0            | 0                     | 0                 | 0        | 0                  | 0        | 0          | 1          |
| West Nile virus neuroinvasive disease            | 0         | 0                     | 0         | 0            | 0                     | 0                 | 0        | 0                  | 0        | 23         | 23         |
| West Nile virus non-neuroinvasive disease        | 0         | 0                     | 0         | 0            | 0                     | 0                 | 0        | 0                  | 0        | 15         | 24         |
| Yersiniosis                                      | 0         | 0                     | 0         | 1            | 0                     | 1                 | 1        | 0                  | 1        | 1          | 2          |

\*Data are affected by significant reporting delays