

Draft

**MEDICAL CANNABIS PATIENT
SURVEY
MAY 2019**



TABLE OF CONTENTS

METHODOLOGY.....	3
EXECUTIVE SUMMARY	5
SUMMARY OF RESULTS.....	9
DATA TABLES	39
DEMOGRAPHICS	107

METHODOLOGY

This study was commissioned by the New Mexico Department of Health in order to assess New Mexico medical cannabis patients' purchasing and consumption habits, as well to determine if patients encounter issues accessing the products they desire. This study also measures patients' overall satisfaction with the medical cannabis program in New Mexico.

THE INTERVIEW

A random sample of 607 medical cannabis patients in New Mexico was interviewed by telephone. Telephone numbers were generated from the list of medical cannabis patients provided by the New Mexico Department of Health. All interviews were conducted between March 27th and April 4th, 2019.

The telephone interviewers are professionals who are brought together for a training session prior to each survey. This ensures their complete and consistent understanding of the survey instrument.

MARGIN OF ERROR

A sample size of 607 at a 95% confidence level provides a maximum margin of error of approximately 4.0%. In theory, in 95 out of 100 cases, the results based on a sample of 607 will differ by no more than 4.0 percentage points in either direction from what would have been obtained by interviewing all medical cannabis patients in New Mexico.

SAMPLE BIAS

In any survey, there are some respondents who will refuse to speak to the professional interviewer. A lower response rate among certain types of individuals can result in a sample wherein certain types of individuals are over-represented or under-represented. The potential for sampling bias increases as the response rate decreases. Research & Polling, Inc. often sets quotas for various segments of the population who are historically undercounted. This has the effect of minimizing, but not necessarily eliminating, sampling bias.

THE REPORT

This report summarizes the results from each question in the survey and reports on any variances in attitude or perception, where significant, among demographic subgroups. The subgroups examined in this report include:

- Gender
- Ethnicity
- Age
- Household income
- Education attainment level
- Employment status

EXECUTIVE SUMMARY

RESEARCH
& POLLING
INC



EXECUTIVE SUMMARY

This study was commissioned by the New Mexico Department of Health in order to assess New Mexico medical cannabis patients' purchasing and consumption habits, as well to determine if patients encounter issues accessing the products they desire. This study also measures patients' overall satisfaction with the medical cannabis program in New Mexico.

PATIENT SATISFACTION

Overall, the vast majority (80%) of patients surveyed say they are satisfied with the cannabis program in New Mexico, with 54% who say they are *very satisfied*. Just 5% of patients express dissatisfaction with the medical cannabis program.

"I appreciate the program. Everything is handled professionally and confidentially. They also make it easy to renew my PPL license."

"Great for those who need it. Great alternative to opioids."

"Accessibility and variety are excellent. Treated well by the people at dispensary. Confidentiality is kept."

Although satisfaction levels are generally high, there are many customers who feel there is a need for a greater variety of products. Furthermore, approximately one-in-four patients report that they have been unable to buy the products they purchase most frequently due to the items being out of stock. The perceived lack of variety and experiences with products being sold out tends to be more acute in smaller communities where there are fewer dispensaries and options for patients.

Many of the verbatim responses relating to satisfaction with the cannabis program deal with cost and access. Patients frequently report that prices for cannabis and cannabis related products are higher in New Mexico than they are in Colorado and that there needs to be a greater variety and supply of products.

"The prices are way too high. I pay triple what I could get in Colorado."

"It's pretty awesome - great that it is in this state. The prices are just terrible. Need more variety of products, definitely much lower prices."

"NM has readily available 10-12 strains of bud, 4 kinds of cartridges that don't say what's in them, usually just Indica, sativa, hybrid, and one that names a bunch of different strains. We need strain - specific concentrates, more flower varieties, different cartridges, new shatter. More variety in general. "

"There aren't that many varieties of bud and concentrates."

"I sometimes have to go to different dispensaries to get what I need."

If allowed, 48% of patients say they would purchase more cannabis or cannabis derived products from dispensaries in a 90 day period, while 49% say they would not.

VARIETY AND AVAILABILITY OF PRODUCTS

When medical cannabis patients in New Mexico were asked if they believe the dispensary where they purchase most of their products has a *wide variety*, *somewhat wide variety*, or *not a wide variety* of medical cannabis products, nearly half (48%) of patients say it has a *wide variety*, while 35% say a *somewhat wide variety*. Twelve percent of medical cannabis patients say the dispensary at which they purchase most of their medical cannabis products *does not have a wide variety* of products.

Notably, those in the Albuquerque Metro area and North Central New Mexico are more likely to say the dispensary at which they purchase most of their medical cannabis products has a *wide variety* of products, while those in Northwestern New Mexico and Eastern New Mexico are more likely to say the dispensary *does not have a wide variety*.

When asked (unaided) what types of products they would like to see more of at the dispensaries, patients are most apt to say they would like a greater variety and supply of edible products. Many patients also would like to see more strains of flower. A full list of products that patients would like to see more of can be found on page 80.

CANNABIS FLOWER OR BUD

Nearly seven-in-ten (69%) medical cannabis patients say they purchase cannabis flower or bud from dispensaries. Among those who purchase flower or bud, nearly half (48%) say they purchase Indica, while 33% say they purchase Sativa. Twenty-six percent say they purchase hybrids and 15% say they purchase high CBD strains. Notably, 14% say they purchase all of these.

Over one-quarter (27%) of those who purchase flower or bud say they were unable to purchase flower or bud because it was out of stock. Those in Eastern New Mexico are more likely than those in other regions of the state to say they were unable to purchase flower or bud within the last 90 days because it was out of stock. On average, these respondents had to wait approximately 16 days for the products they wanted to purchase. The median wait time is 7 days.

EDIBLES

Six-in-ten (61%) medical cannabis patients say they purchase edibles. Females and those of higher socio-economic status are more likely than others to say they purchase edibles.

Among those who purchase edibles, 44% say they typically purchase chocolates/bars, 39% say they purchase gummies, 32% mention brownies or cookies, and 23% mention hard candy. Nine percent mention suckers or lollipops, 5% mention juice or other drinks, and 4% say they typically purchase honey.

Approximately one-quarter (27%) of those who purchase edibles say they were unable to purchase products because they were out of stock. On average, respondents had to wait approximately 15 days to get the product they wanted to purchase. The median wait is 7 days.

As previously noted, many patients say they would like more variety of edibles available.

“Lack of availability of edibles. Higher strength products are hard to get.”

“More edibles, that's why I don't purchase because in my area, not a big variety.”

CONCENTRATES AND EXTRACTS

Over half (53%) of the medical cannabis patients say they purchase concentrates or extracts. Younger patients are more likely than others to say they purchase concentrates or extracts.

Among those who purchase concentrates or extracts, nearly half (49%) say they purchase vape cartridges most often, while 22% say they purchase wax or sugar wax most often. Eighteen percent say they purchase tincture, 14% say oil, 6% say crumble, and 5% say they purchase shatter. Three percent each say they purchase badder/budder, kief, or resin/live resin most often.

Approximately one-quarter (24%) of those who purchase concentrates or extracts say they were unable to purchase the product they wanted because it was out of stock. On average, these respondents had to wait approximately 15 days to purchase the product they wanted. The median wait time is 7 days.

TOPICALS

Over one-third (36%) of medical cannabis patients say they purchase topicals. Females, seniors, and retirees are more likely than others to say they purchase topicals.

Among those who purchase topicals 43% say they typically purchase lotions or cream, 40% say they purchase balms, 13% mention oils, and 11% mention salve. Sixteen percent of those who purchase topicals say they were unable to purchase product because they were out of stock and, on average, respondents had to wait approximately 26 days for the product they wanted to purchase. The median is 14 days.

OTHER KEY FINDINGS

On average, medical cannabis patients in New Mexico visit a dispensary in New Mexico approximately 43 times per year; however, the median is 24 visits per year. Males, Hispanics, younger patients, and those of lower socio-economic status tend to be more frequent visitors compared to other patients. Patients live an average of 10.3 miles away from the nearest dispensary. The median is 4 miles.

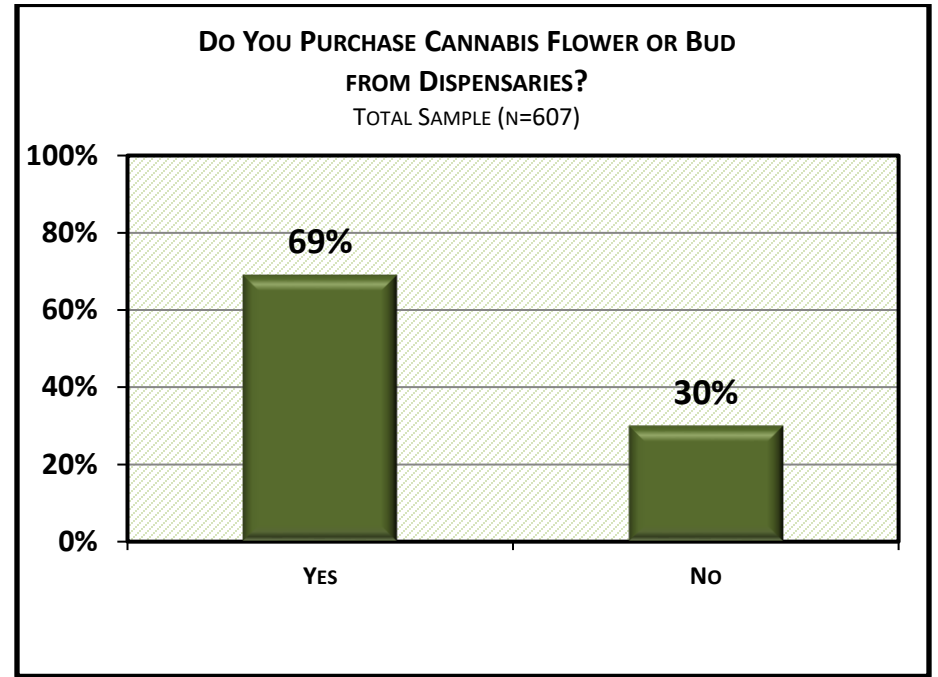
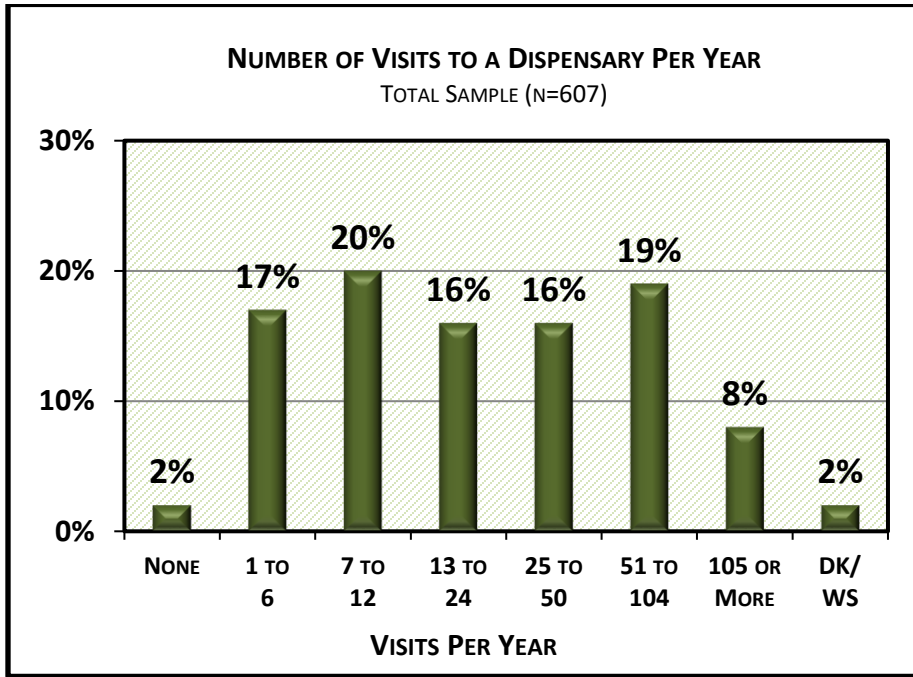
It should also be noted that approximately one-in-four patients say they have built up a tolerance to cannabis or cannabis related products in the last year that has required an increase in consumption over time.

SUMMARY OF RESULTS

RESEARCH
& POLLING
INC



SUMMARY OF RESULTS

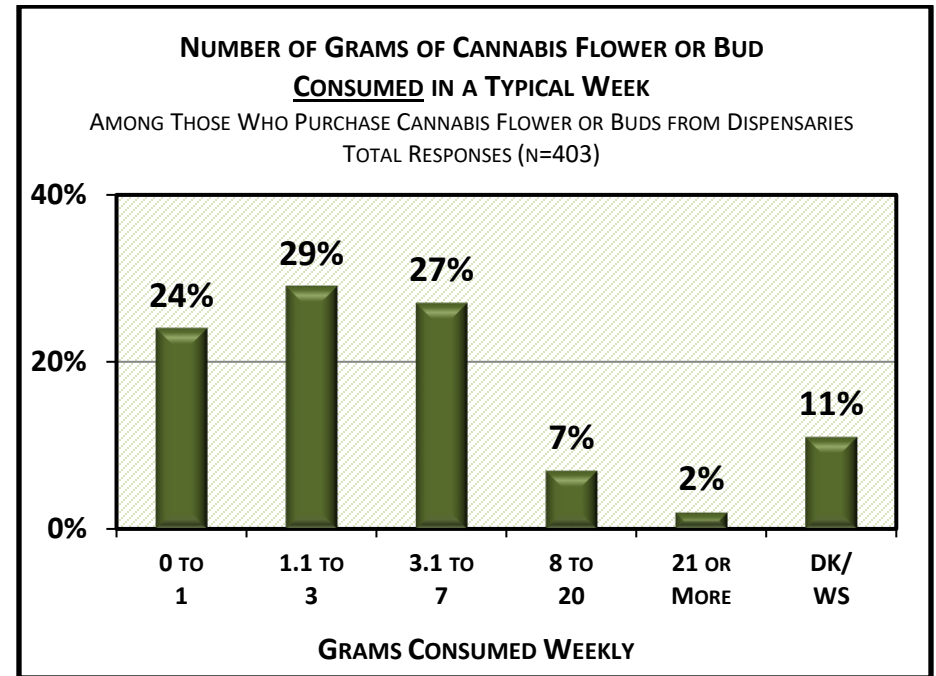
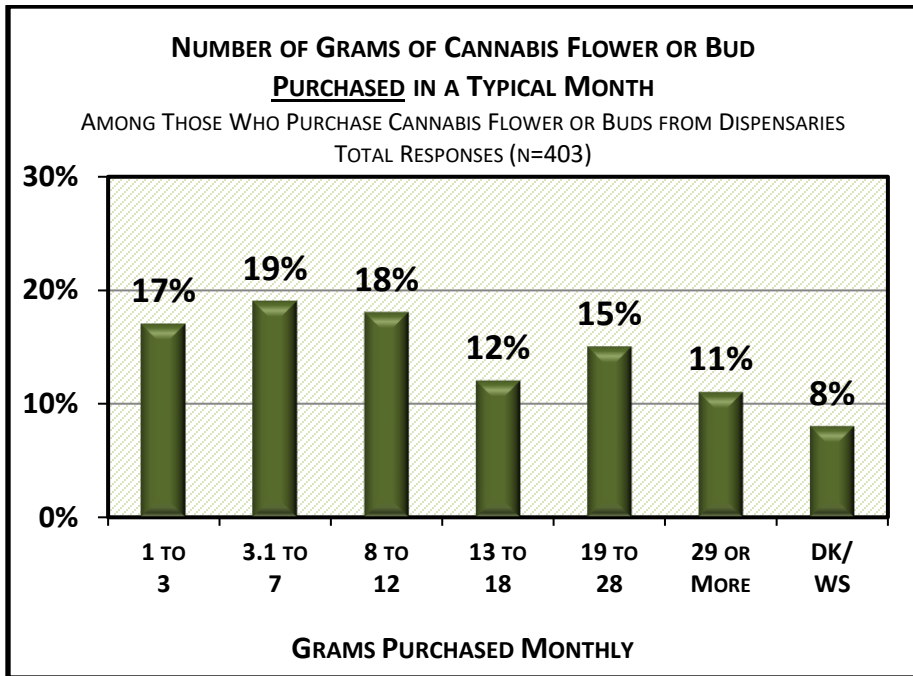


Medical cannabis patients in New Mexico were asked approximately how many times per year they visit a dispensary in New Mexico. Two percent of patients say they do not visit a dispensary in a typical year, while 17% say they visit a dispensary between 1 and 6 times per year, and one-fifth say they visit a dispensary between 7 and 12 times per year.

Sixteen percent say they visit a dispensary between either 13 to 24 times or between 25 to 50 times per year. Nineteen percent say they visit a dispensary in New Mexico between 51 and 104 times, and 8% say they visit 105 times or more per year. On average, patients visit a dispensary in New Mexico approximately 43 times per year; the median is 24 visits per year.

Males, Hispanics, younger patients, and those of lower socio-economic status are more likely than others to visit more frequently.

Nearly seven-in-ten (69%) medical cannabis patients say they purchase cannabis flower or bud from dispensaries. Males, Hispanics, younger patients, and those of lower socio-economic status are more likely than others to say they purchase cannabis flower or bud from dispensaries.

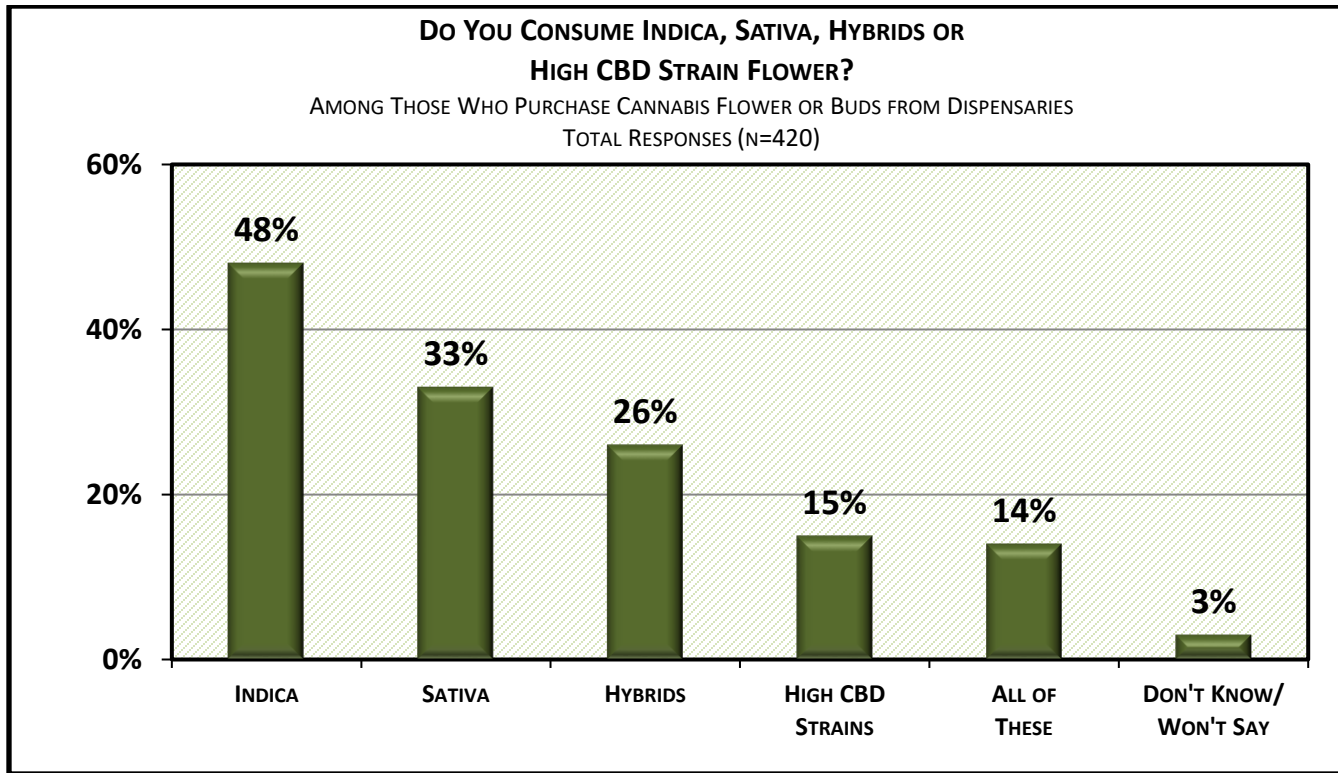


Those who purchase cannabis flower or bud were asked how many grams or units of flower or bud they purchase from dispensaries in a typical month. Seventeen percent of respondents say they purchase between 1 and 3 grams, while 19% purchase between 3.1 and 7 grams. Eighteen percent say they purchase between 8 and 12 grams, 12% say between 13 and 18 grams, and 15% say between 19 and 28 grams per month. Eleven percent of respondents say they purchase 29 or more grams per month. On average, respondents purchase 16.8 grams per month. The median is 10 grams per month.

Males, Anglos, seniors, retirees and those in Northwestern New Mexico are more likely than others to purchase a higher amount of flower or bud per month.

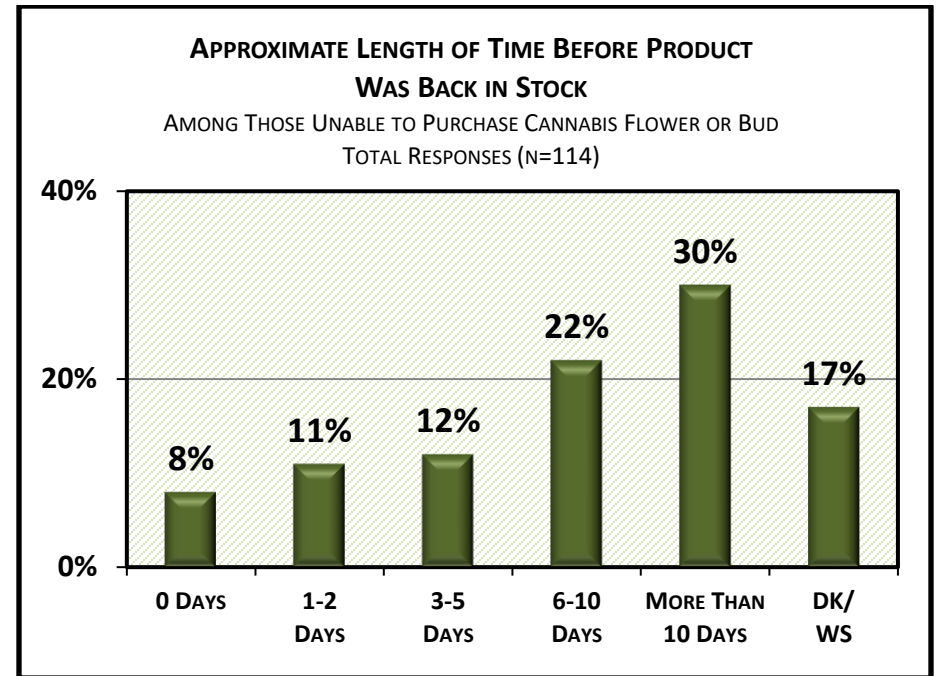
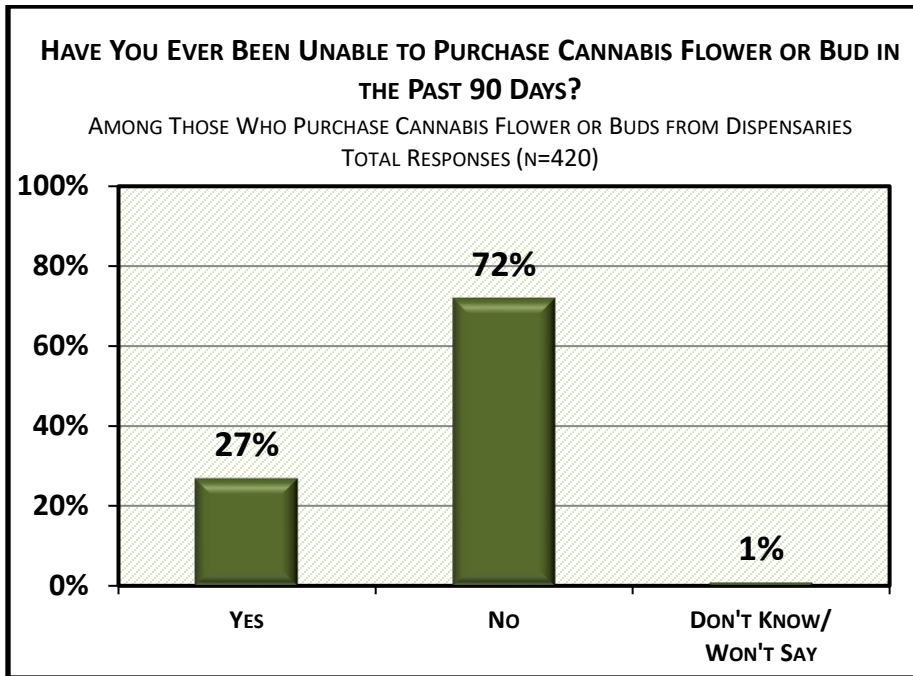
Medical cannabis patients that purchase flower or bud from dispensaries were asked how many grams or units of cannabis flower or bud they consume in a typical week. Approximately one-quarter (24%) say they consume between 0 and 1 gram, while 29% say between 1.1 and 3 grams. Just over one-quarter say they consume between 3.1 and 7 grams, 7% say between 8 and 20 grams, and 2% say they consume 21 grams or more in a typical week. On average, respondents consume 4.2 grams per week. The median is 3 grams per week.

Males compared to females, Hispanics compared to Anglos, and those with lower education attainment levels are more likely to consume a higher amount of flower or bud per week.



Medical cannabis patients that purchase flower or bud were asked if they typically consume Indicia, Sativa, hybrids, or high CBD strains. Nearly half (48%) of respondents say they purchase Indica, while 33% say they purchase Sativa. Twenty-six percent say they purchase hybrids and 15% say they purchase high CBD strains. Notably, 14% say they purchase all of these.

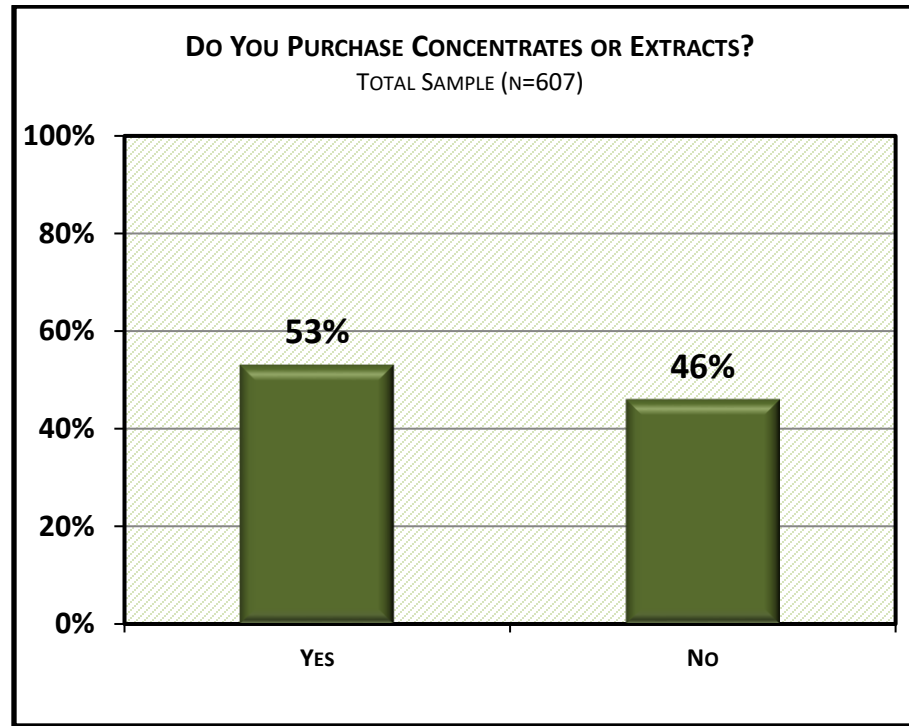
Interestingly, those in the Albuquerque Metro area are least likely to say they purchase Indica, and are more likely than those in other regions of the state to say they purchase all of these.



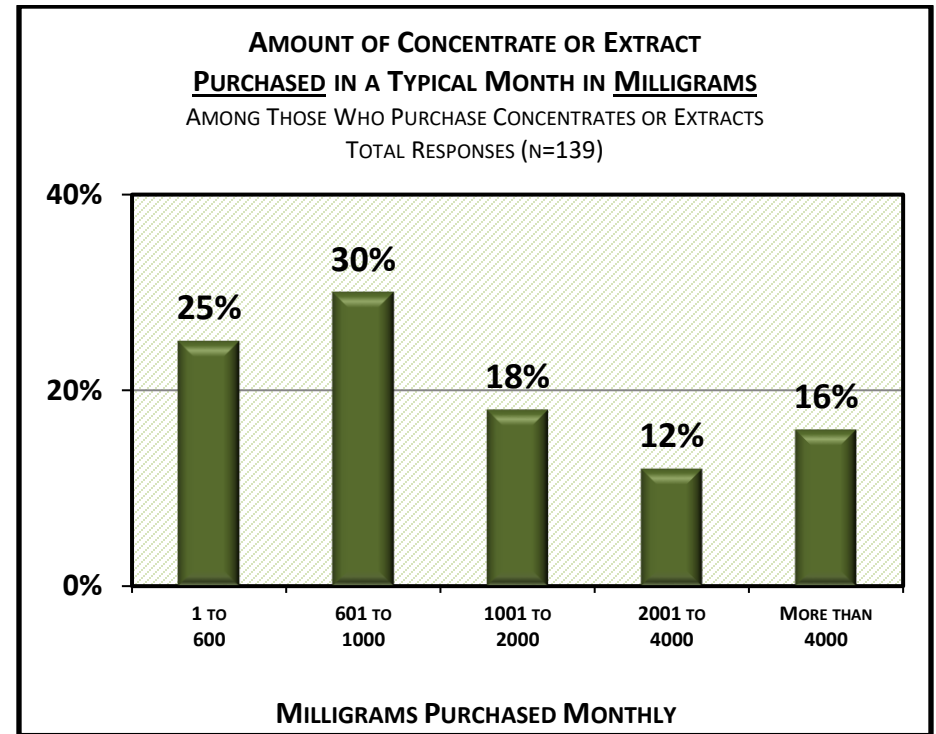
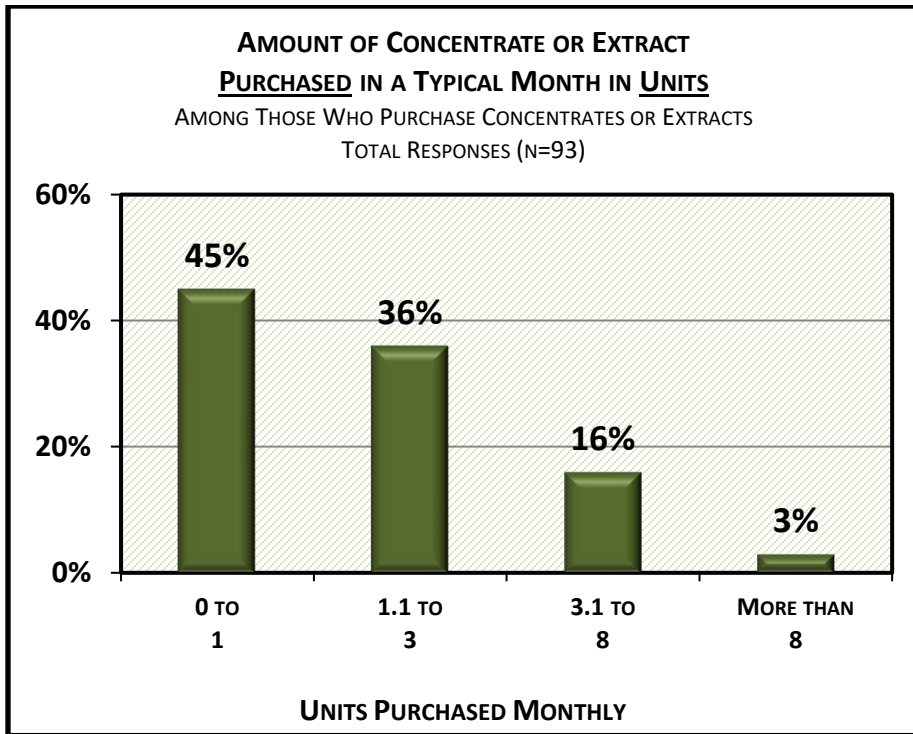
Those who purchase cannabis flower or bud were asked if they have ever been unable to purchase flower or bud within the last 90 days because it was out of stock. Over one-quarter (27%) say they were unable to purchase flower or bud because it was out of stock. Those in Eastern New Mexico (41%) are more likely than those in other regions of the state to say they were unable to purchase flower or bud within the last 90 days because it was out of stock.

Those who were unable to purchase flower or bud within the last 90 days because it was out of stock were asked approximately how long, in days, they have had to wait to get the flower or bud products they wanted to purchase. Eight percent say they did not have to wait, while 11% say they waited 1 to 2 days, 12% say they waited 3 to 5 days, and 22% say they had to wait 6 to 10 days. Three-in-ten respondents say they had to wait more than 10 days. On average, respondents had to wait approximately 16 days. The median is 7 days.

It should be noted that many of those who say they did not have to wait any days mentioned that they went to another dispensary for the products they wanted, or they purchased a different product.



Over half (53%) of medical cannabis patients say they purchase concentrates or extracts. Younger patients are more likely than others to say they purchase concentrates or extracts.

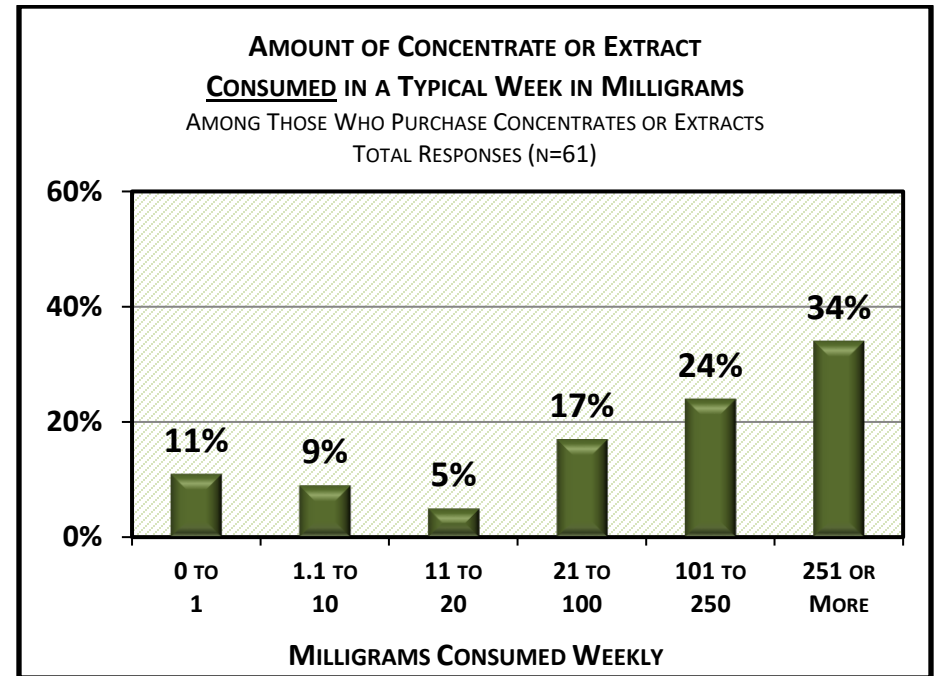
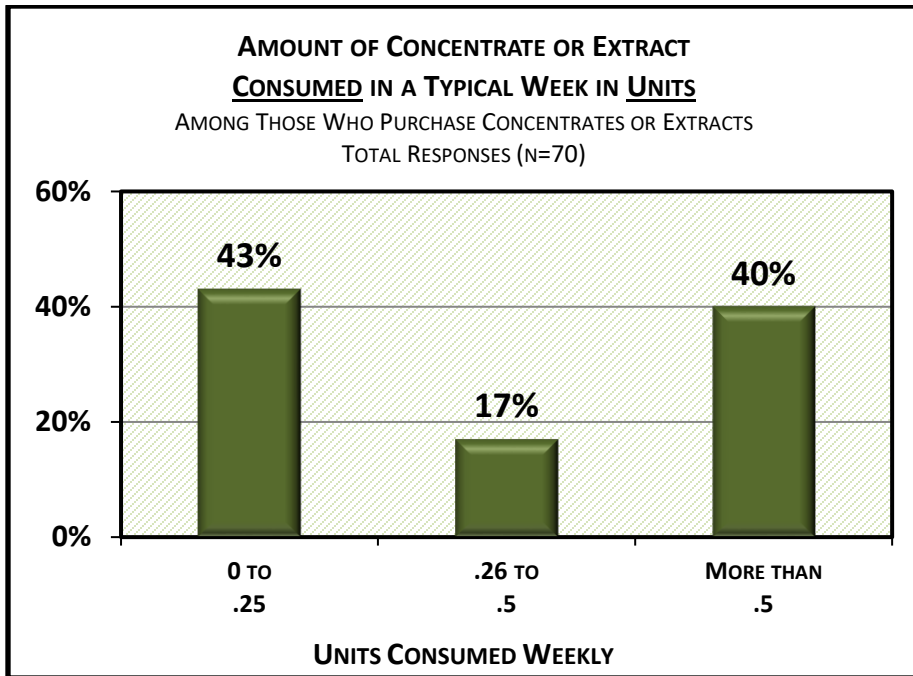


Those who purchase concentrates or extracts were asked how much they purchase in a typical month. Some patients estimated their monthly purchase amounts in *units*, while others reported it in *milligrams*.

Forty-five percent say they purchase 0 to 1 unit a month, while 36% say they purchase between 1.1 and 3 units a month. Sixteen percent say they purchase 3.1 to 8 units per month, and 3% say they purchase more than 8 units per month. On average, respondents purchase 4.5 units per month. The median is 2 units.

Many respondents also answered this question in milligrams purchased per month. Seven percent say they purchase between 1 and 100 milligrams per month, 9% say between 101 and 300 milligrams, and another 9% say they purchase between 301 and 600 milligrams of concentrate or extract per month. Three-in-ten say they purchase 601 to 1,000 milligrams per month, 18% say between 1,001 and 2,000, 12% say between 2,001 and 4,000, and 16% say they purchase more than 4,000 milligrams per month. On average, respondents purchase approximately 3,000 milligrams per month. The median is 1,000 milligrams.

Among the 53% of patients who purchase concentrates or extracts, 13% do not know how many milligrams or units they purchase in the typical month.



Medical cannabis patients that purchase concentrates or extracts were asked how much concentrate or extract they consume in a typical week. Some patients estimated their weekly consumption in *units*, while others reported it in *milligrams*.

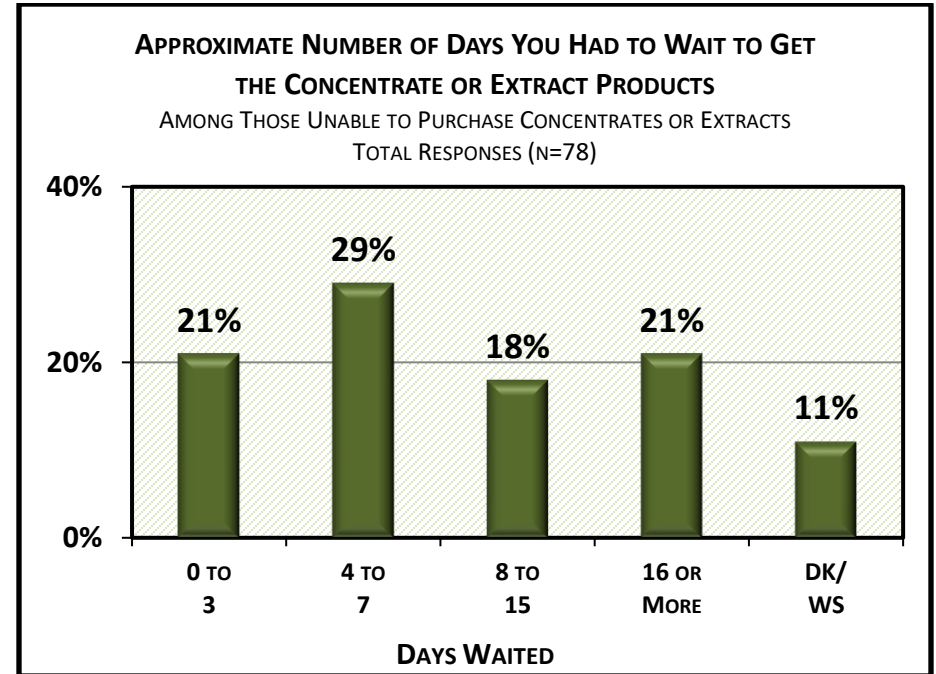
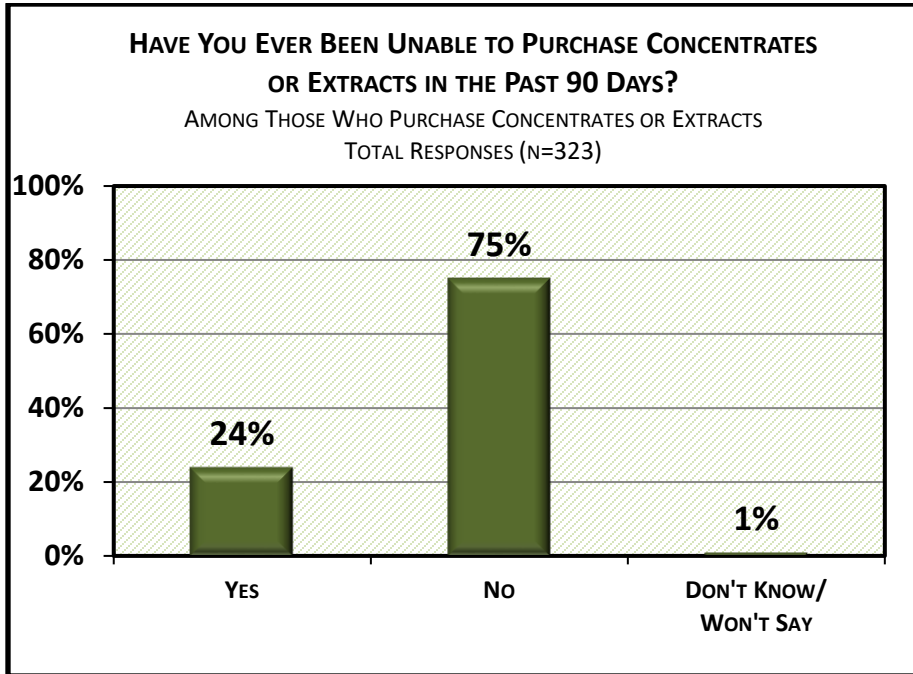
Forty-three percent say they consume between 0 and .25 units, while 17% say between .26 and .5 units. Two-fifths say they consume more than .5 units in a typical week. On average, respondents consume 1.7 units per week.

Among those who answered in milligrams, 11% say they consume 0 to 1 milligram per week, while 9% say 1.1 to 10 milligrams, and 5% say between 11 and 20 milligrams per week. Seventeen percent say they consume 21 to 100 milligrams of concentrate or extract per week, while 24% say between 101 and 250, and 34% say they consume 251 milligrams or more per week. On average, respondents consume 613 milligrams per week.

Among the 53% of patients who purchase concentrates or extracts, 21% do not know how many milligrams or units they consume in the typical week.

CONCENTRATES OR EXTRACTS TYPICALLY PURCHASED AMONG THOSE WHO PURCHASE CONCENTRATES OR EXTRACTS TOTAL RESPONSES (N=323) TOP 9 UNAIDED RESPONSES	
VAPE CARTRIDGES	49%
WAX/SUGAR WAX	22%
TINCTURE	18%
OIL	14%
CRUMBLE	6%
SHATTER	5%
BADDER/BUDDER	3%
KIEF	3%
RESIN/LIVE RESIN	3%

Medical cannabis patients that purchase concentrates or extracts were asked, in an unaided, open-ended manner, what concentrates or extracts they typically purchase. Nearly half (49%) say they purchase vape cartridges, while 22% say they purchase wax or sugar wax. Eighteen percent say they purchase tincture, 14% say oil, 6% say crumble, and 5% say they purchase shatter. Three percent each say they purchase badder/budder, kief, or resin/live resin.



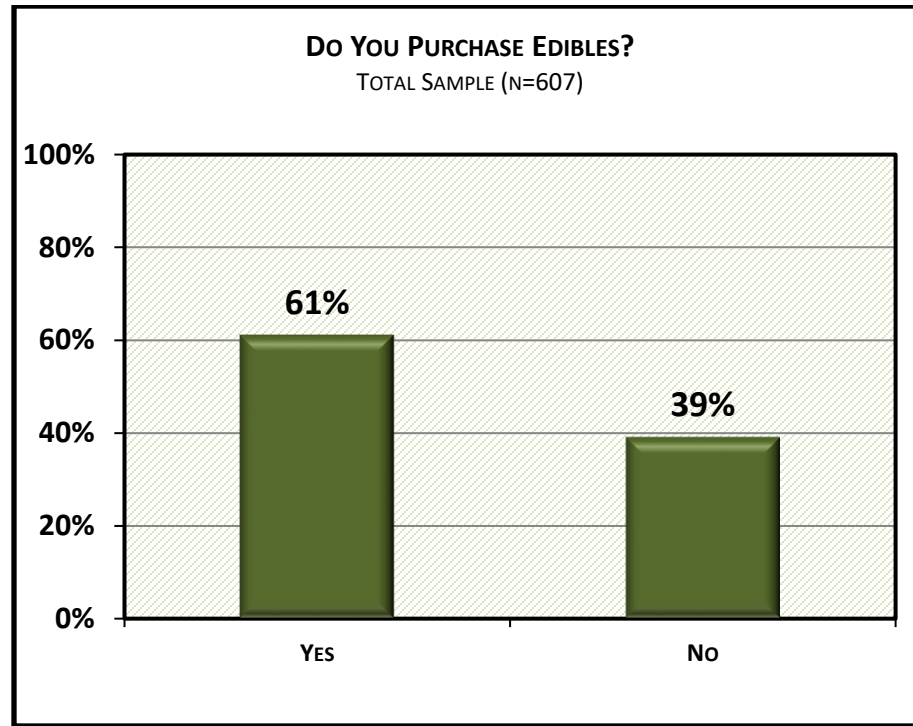
Those who purchase concentrates or extracts were asked if they have ever been unable to purchase concentrates or extracts within the last 90 days because it was out of stock. Approximately one-quarter (24%) say they were unable to purchase concentrates or extracts because it was out of stock. Those ages 35 to 49 (35%) and those in Las Cruces/Southwestern New Mexico (38%) are more likely than others to say they were unable to purchase concentrates or extracts within the last 90 days because it was out of stock.

Those who were unable to purchase concentrates or extracts within the last 90 days because it was out of stock were asked approximately how long, in days, they have had to wait to get the concentrate or extract they wanted to purchase. Twenty-one percent say they had to wait between 0 and 3 days, while 29% say they waited 4 to 7 days, and 18% say they waited 8 to 15 days. Twenty-one percent say they had to wait 16 days or more. On average, respondents had to wait approximately 15 days. The median is 7 days.

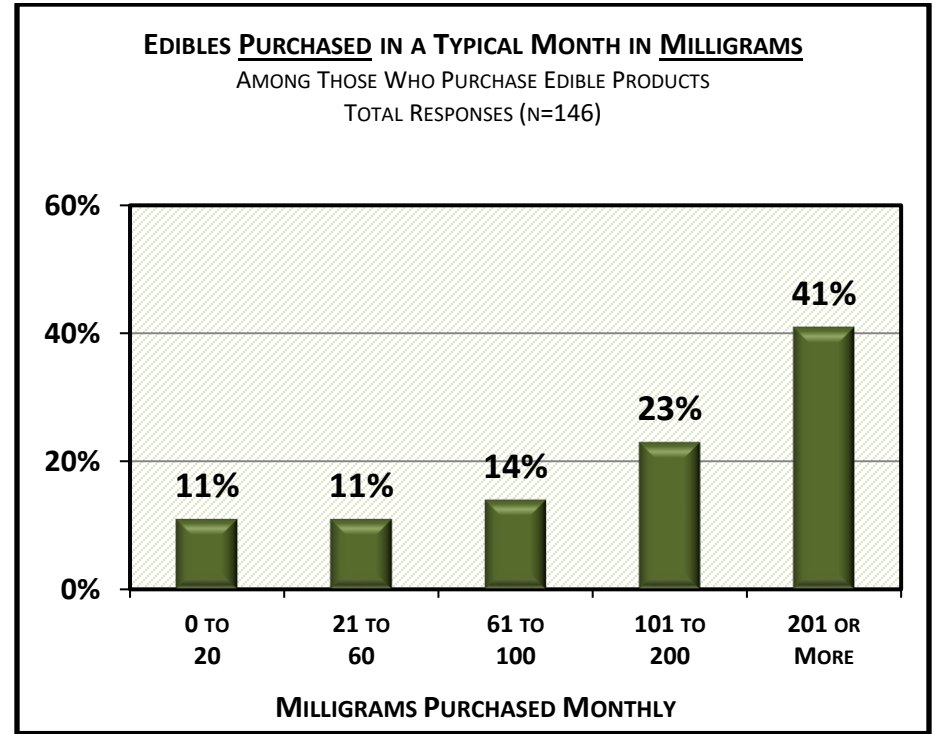
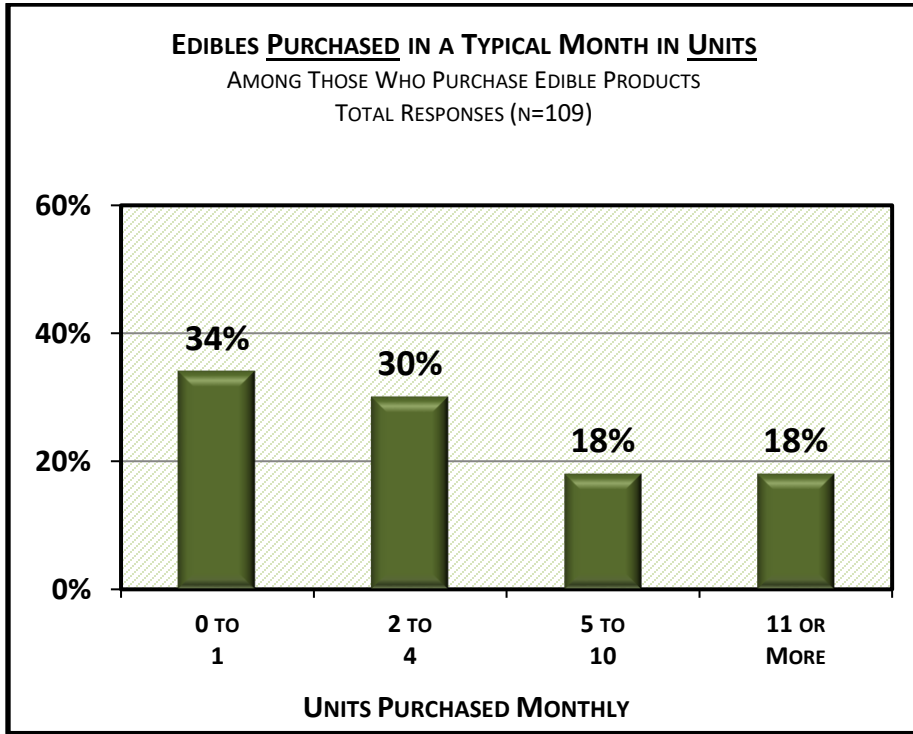
It should be noted that many of those who say they did not have to wait any days mentioned that they went to another dispensary for the products they wanted, or they purchased a different product.

CONCENTRATES OR EXTRACTS THAT ARE DIFFICULT TO PURCHASE DUE TO NOT BEING READILY AVAILABLE FROM DISPENSARIES	
AMONG THOSE WHO PURCHASE CONCENTRATES OR EXTRACTS	
TOTAL RESPONSES (N=323)	
TOP 8 UNAIDED RESPONSES	
VAPE CARTRIDGES	7%
OIL	6%
TINCTURE	4%
WAX/SUGAR WAX	2%
SHATTER	1%
MOON ROCKS	1%
NONE IN PARTICULAR	71%
DON'T KNOW	2%

Medical cannabis patients that purchase concentrates or extracts were asked, in an unaided, open-ended manner, what products they have had difficulty purchasing because they are not readily available from dispensaries in New Mexico. Seven-in-ten did not mention a particular product they have difficulty purchasing, while 7% mention vape cartridges, 6% mention oil, 4% mention tincture, and 2% mention wax/sugar wax.



Six-in-ten medical cannabis patients say they purchase edibles. Females and those of higher socio-economic status are more likely than others to say they purchase edibles.

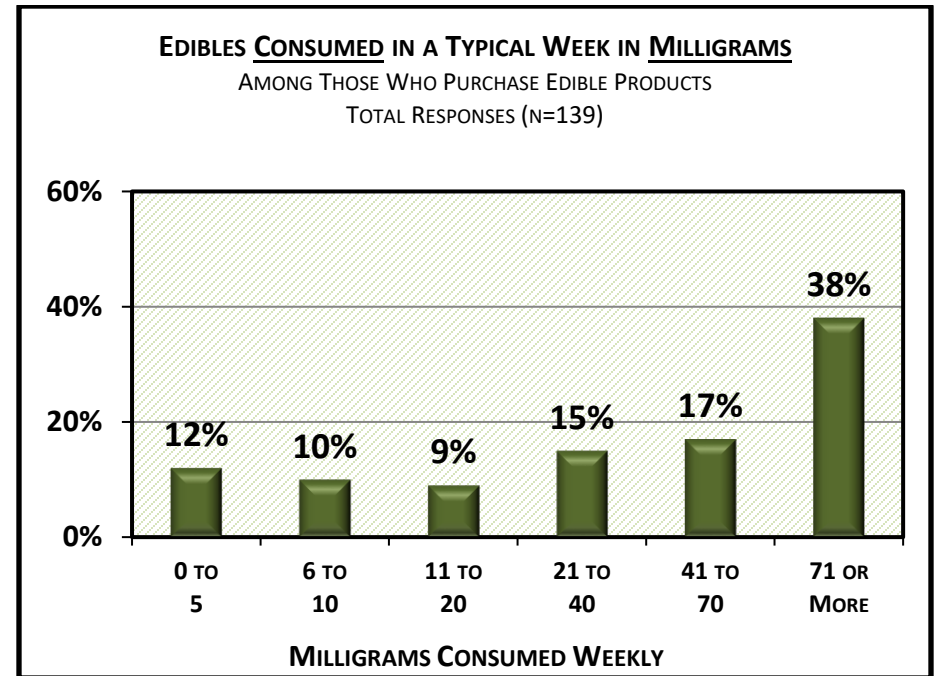
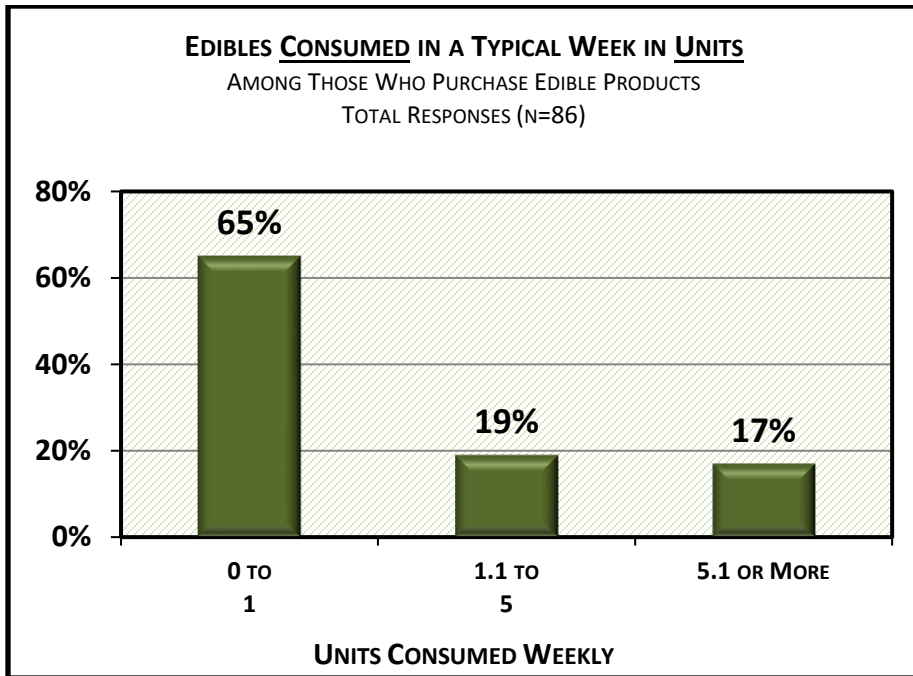


Those who purchase edibles were asked how much they purchase in a typical month. Some patients estimated their monthly purchase amounts in *units*, while others reported it in *milligrams*.

Thirty-four percent say they purchase 0 to 1 unit a month, while 30% say they purchase between 2 and 4 units a month. Eighteen percent say they purchase 5 to 10 units per month, and another 18% say they purchase 11 units or more per month. On average, respondents purchase approximately 28 units per month. The median is 3 units.

Many respondents also answered this question in milligrams purchased per month. Eleven percent say they purchase between 0 and 20 milligrams per month and another 11% say they purchase between 21 and 60 milligrams of edibles per month. Fourteen percent say they purchase 61 to 100 milligrams per month, 23% say between 101 and 200, and 41% say they purchase 201 milligrams or more per month. On average, respondents purchase approximately 480 milligrams per month. The median is 200 milligrams.

Notably, among the 61% of patients who purchase edibles, 14% do not know how many units or milligrams of edibles they purchase in a typical month.



Medical cannabis patients that purchase edibles were asked how many units or milligrams of edibles they consume in a typical week. Some patients estimated their weekly consumption amounts in *units*, while others reported it in *milligrams*.

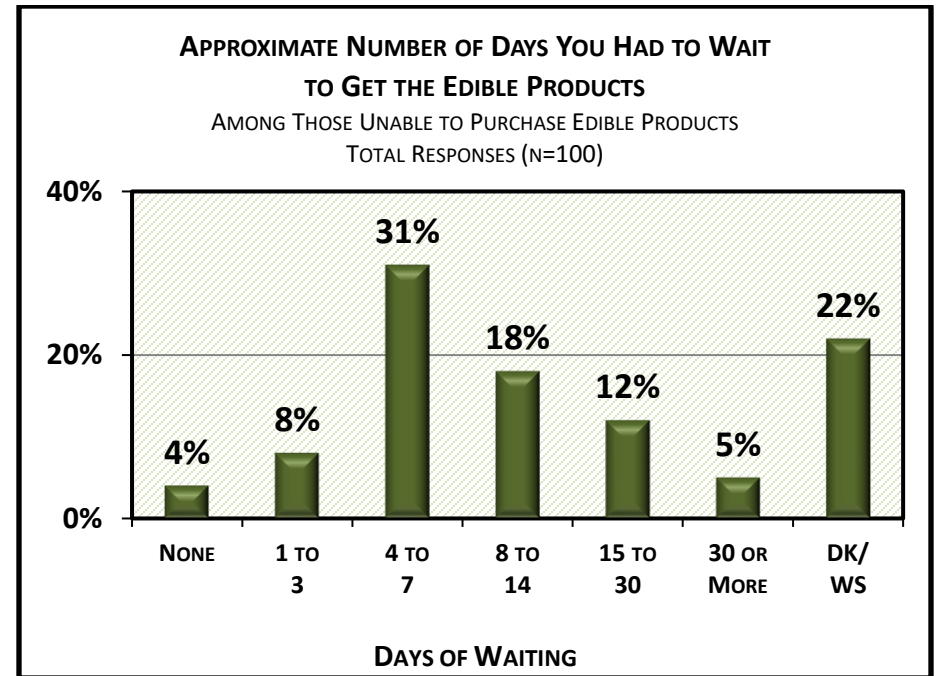
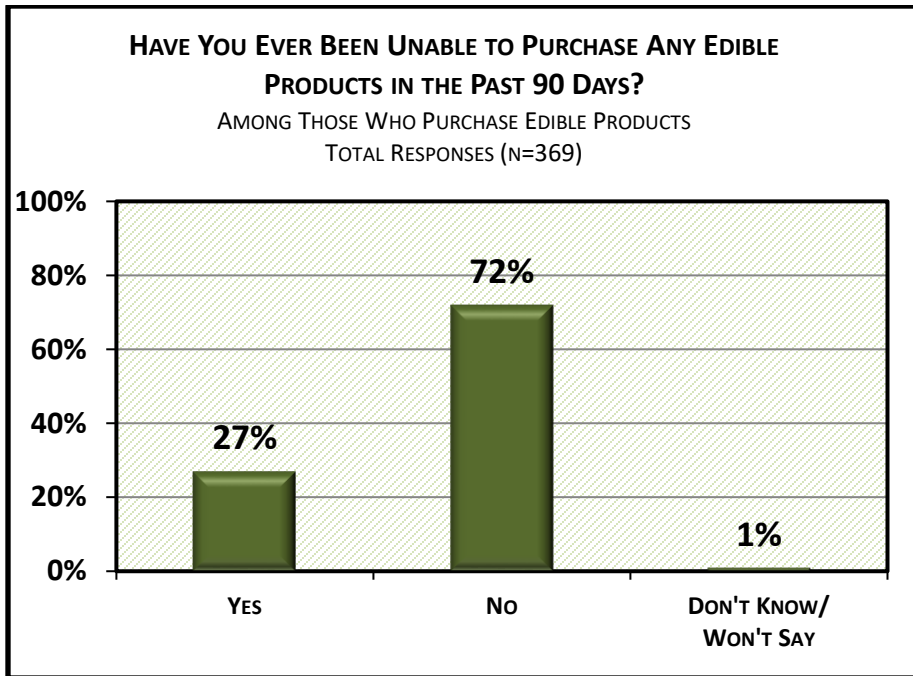
Sixty-five percent say they consume between 0 and 1 unit, while one-fifth (19%) say between 1.1 and 5 units. Seventeen percent say they consume 5.1 or more units in a typical week. On average, respondents consume 11.4 units per week.

Among those who answered in milligrams, 12% say they consume 0 to 5 milligrams per week, while 10% say 6 to 10 milligrams, and 9% say between 11 and 20 milligrams per week. Fifteen percent say they consume 21 to 40 milligrams of edibles, while 17% say between 41 and 70, and 38% say they consume 71 milligrams or more per week. On average, respondents consume 111 milligrams per week.

Notably, among the 61% of patients who purchase edibles, 21% do not know how many units or milligrams of edibles they consume in a typical week.

EDIBLE PRODUCTS TYPICALLY PURCHASED AMONG THOSE WHO PURCHASE EDIBLE PRODUCTS TOTAL RESPONSES (N=369) TOP 8 UNAIDED RESPONSES	
CHOCOLATES/BARS	44%
GUMMIES	39%
BROWNIES/COOKIES	32%
HARD CANDY	23%
SUCKERS/LOLLIPOPS	9%
JUICE/DRINKS	5%
HONEY	4%
NONE IN PARTICULAR	2%

Medical cannabis patients that purchase edibles were asked, in an unaided, open-ended manner, what edibles they typically purchase. Forty-four percent say they purchase chocolates/bars, 39% say they purchase gummies, 32% mention brownies or cookies, and 23% mention hard candy. Nine percent mention suckers or lollipops, 5% mention juice or other drinks, and 4% mention honey.



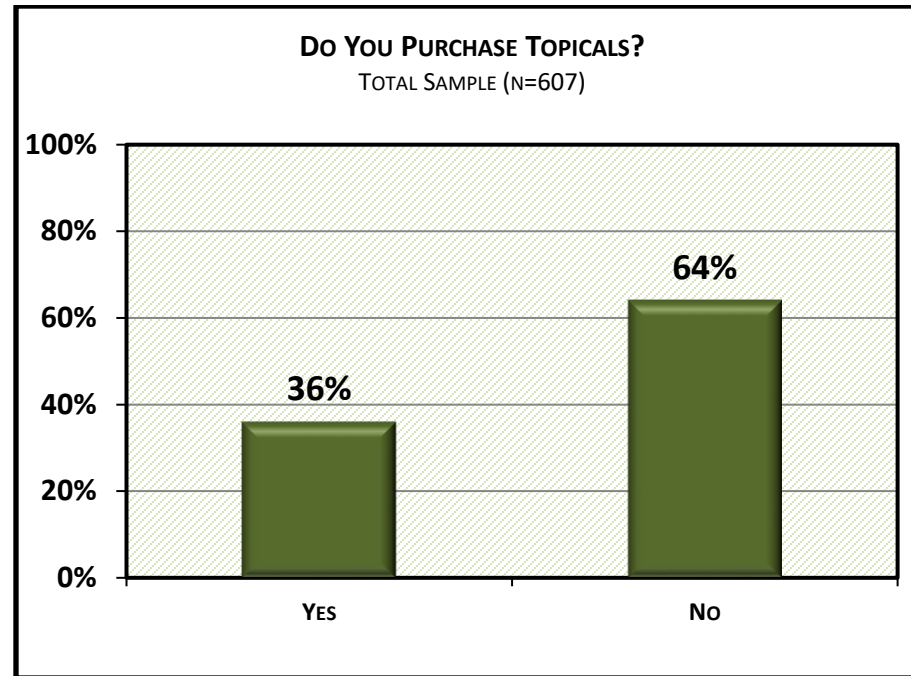
Those who purchase edibles were asked if they have ever been unable to purchase edibles within the last 90 days because it was out of stock. Approximately one-quarter (27%) say they were unable to purchase edibles because they were out of stock. Those ages 35 to 49 (36%) and those in Eastern New Mexico (37%) are more likely than others to say they were unable to purchase edibles within the last 90 days because it was out of stock.

Those who were unable to purchase edibles within the last 90 days because they were out of stock were asked approximately how long, in days, they have had to wait to get the edibles they wanted to purchase. Four percent say they did not have to wait, 8% say they had to wait between 1 and 3 days, while 31% say they waited 4 to 7 days, and 18% say they waited 8 to 14 days. Twelve percent say they had to wait 15 to 30 days and 5% say they had to wait 30 days or more. On average, respondents had to wait approximately 15 days. The median is 7 days.

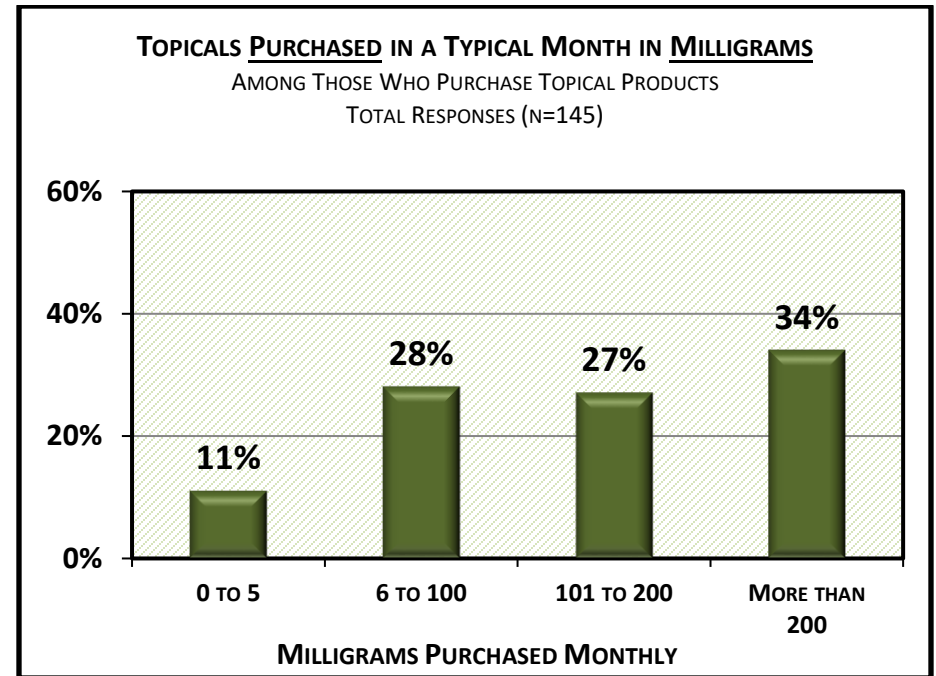
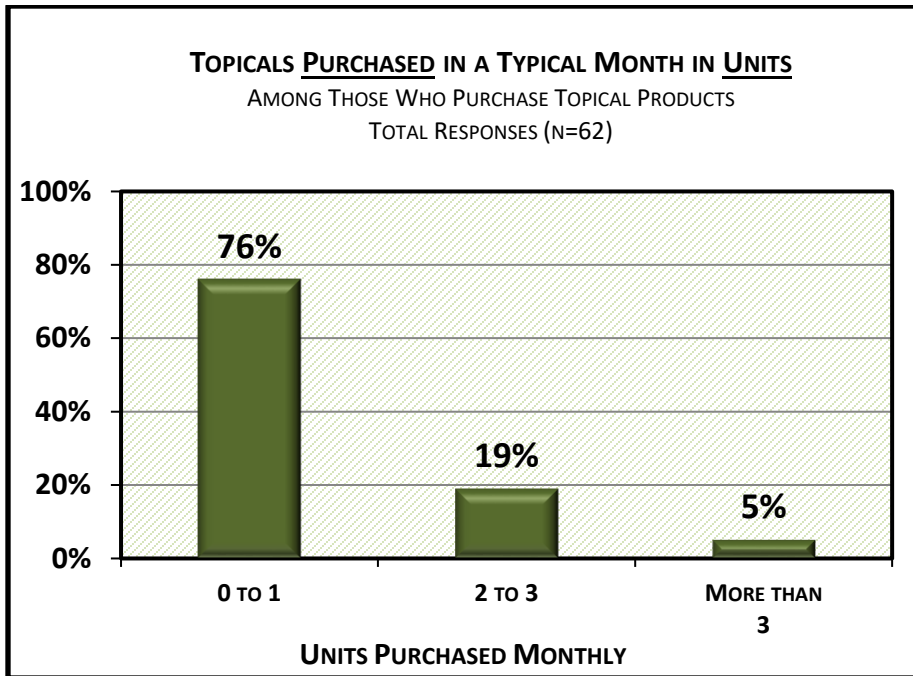
It should be noted that many of those who say they did not have to wait any days mentioned that they went to another dispensary for the products they wanted, or they purchased a different product.

EDIBLE PRODUCTS THAT ARE DIFFICULT TO PURCHASE DUE TO NOT BEING READILY AVAILABLE FROM DISPENSARIES	
AMONG THOSE WHO PURCHASE EDIBLE PRODUCTS	
TOTAL RESPONSES (N=369)	
TOP 8 UNAIDED RESPONSES	
CHOCOLATES/BARS	7%
GUMMIES	7%
BROWNIES/COOKIES	3%
HARD CANDY	2%
SUCKERS/LOLLIPOPS	2%
JUICE/DRINKS	2%
NONE IN PARTICULAR	68%
DON'T KNOW/WON'T SAY	4%

Medical cannabis patients that purchase edibles were asked, in an unaided, open-ended manner, what products they have had difficulty purchasing because they are not readily available from dispensaries in New Mexico. Nearly seven-in-ten (68%) did not mention a particular product they have difficulty purchasing, while 7% mention chocolates/bars or gummies, 3% mention brownies or cookies, and 2% each mention hard candy, suckers or lollipops, or juice or other drinks.



Over one-third (36%) of medical cannabis patients say they purchase topicals. Females, seniors, and retirees are more likely than others to say they purchase topicals.

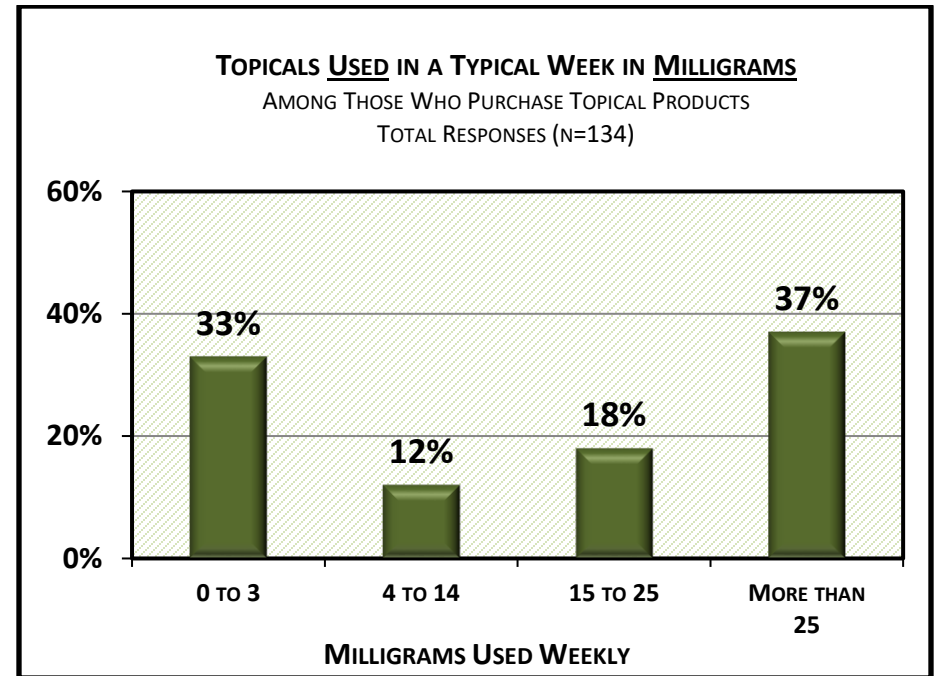
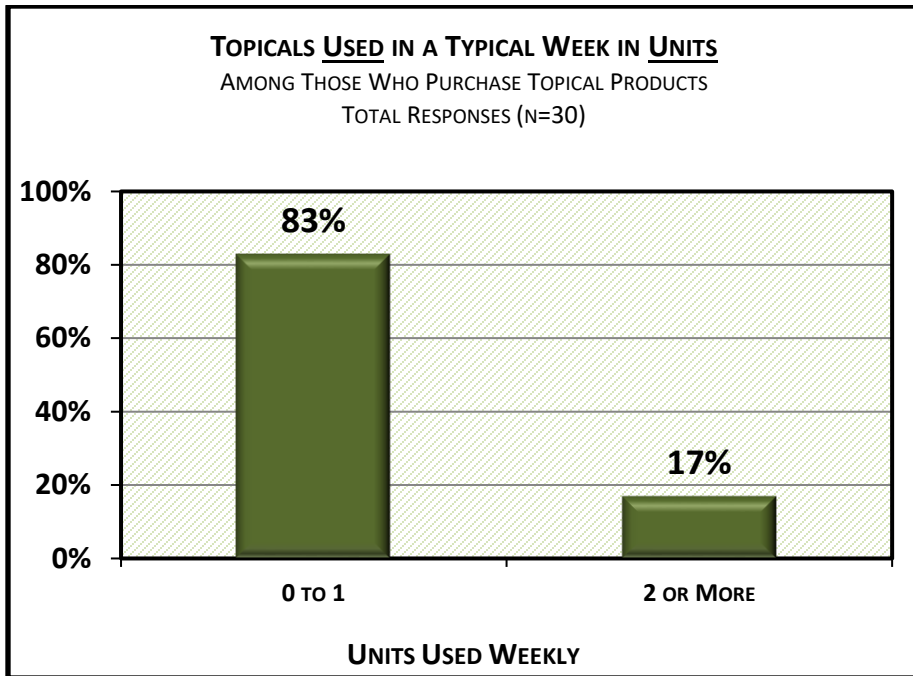


Those who purchase topicals were asked how much they purchase in a typical month. Some patients estimated their monthly purchase amounts in *units*, while others reported it in *milligrams*.

Three-quarters (76%) say they purchase 0 to 1 unit a month, while 19% say they purchase between 2 and 3 units a month. Five percent say they purchase more than 3 units per month. On average, respondents purchase approximately 3.5 units per month. The median is 1 unit.

Many respondents also answered this question in milligrams purchased per month. Eleven percent say they purchase between 0 and 5 milligrams per month, 28% say between 6 and 100 milligrams, and 27% say they purchase between 101 and 200 milligrams of topicals per month. Thirty-four percent say they purchase more than 200 milligrams per month. On average, respondents purchase approximately 350 milligrams per month. The median is 175 milligrams.

Notably, among the 36% of patients who purchase topicals, 23% do not know how many units or milligrams of topicals they purchase in a typical month.



Medical cannabis patients that purchase topicals were asked how many units or milligrams of topicals they use in a typical week. Some patients estimated their weekly usage in *units*, while others reported it in *milligrams*.

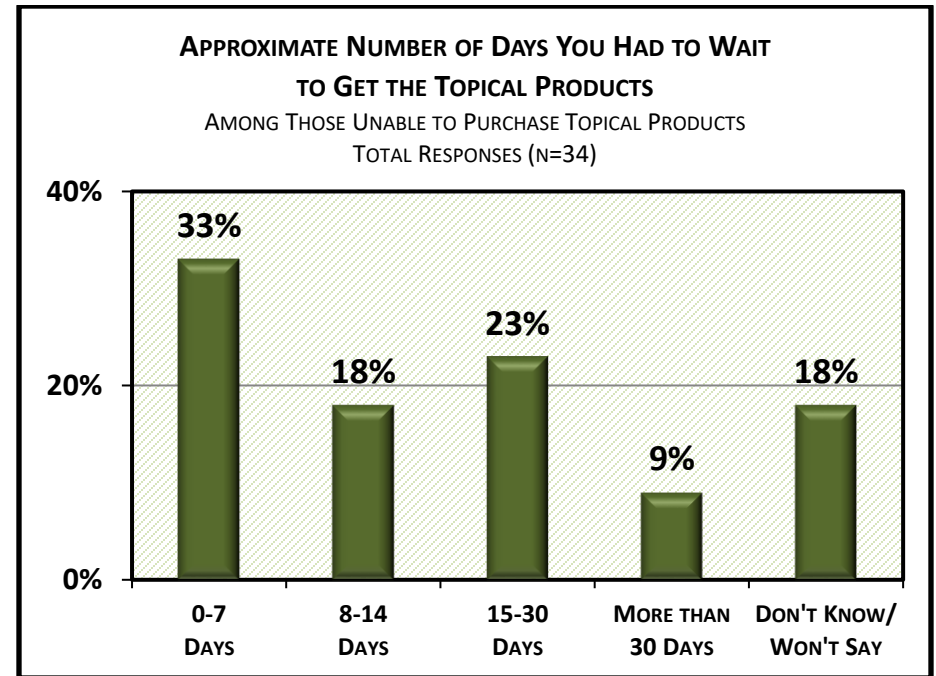
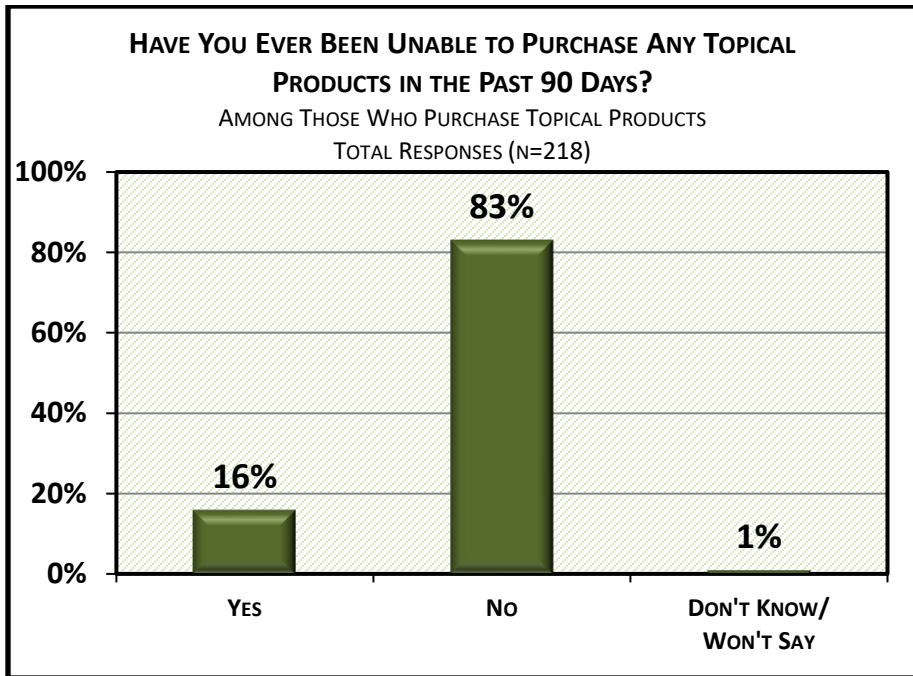
Over eight-in-ten (83%) say they use between 0 and 1 unit, while 17% say they use 2 units or more per week. On average, respondents use 11.4 units per week.

Among those who answered in milligrams, 33% say they use 0 to 3 milligrams per week, while 12% say 4 to 14 milligrams, and 18% say between 15 and 25 milligrams per week. Thirty seven percent say they use more than 25 milligrams per week. On average, respondents use 61.5 milligrams per week. The median is 15 milligrams per week.

Notably, among the 36% of patients who purchase topicals, 43% do not know how many units or milligrams of topicals they use in a typical week.

TOPICAL PRODUCTS TYPICALLY PURCHASED AMONG THOSE WHO PURCHASE TOPICAL PRODUCTS TOTAL RESPONSES (N=218) TOP 13 UNAIDED RESPONSES	
LOTION/CREAM	43%
BALMS	40%
OIL	13%
SALVE	11%
BATH BOMBS	3%
STICK	3%
RUB/SOY	2%
OINTMENT	2%
ROLL ON	1%
SPRAYS	1%
MAKES OWN BALM	1%
CBD	1%
NONE IN PARTICULAR	1%

Medical cannabis patients that purchase topicals were asked, in an unaided, open-ended manner, what topicals they typically purchase. Forty-three percent say they purchase lotions or cream, 40% say they purchase balms, 13% mention oils, and 11% mention salve.

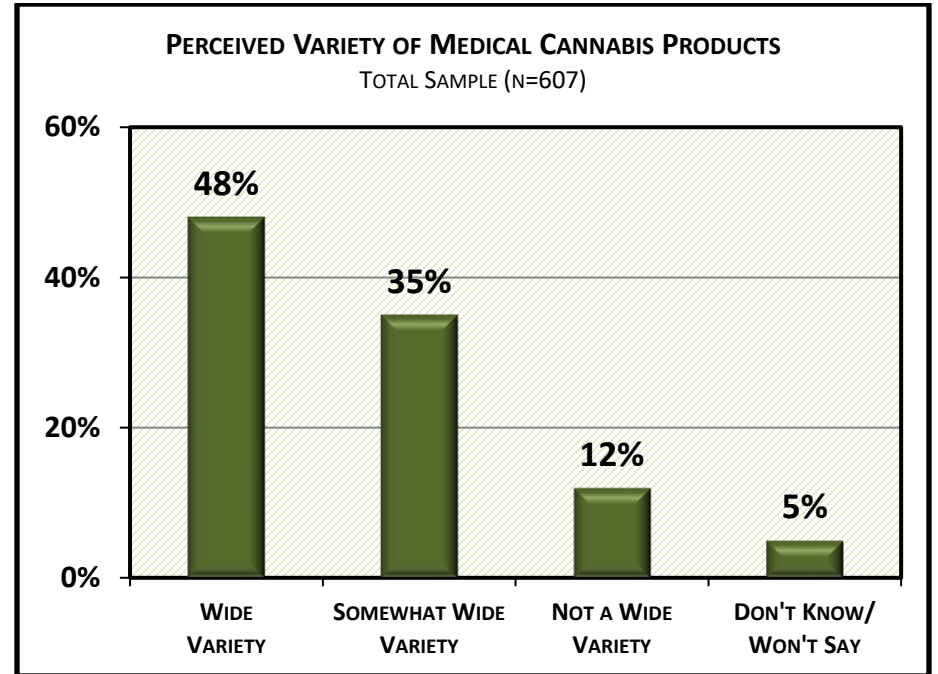


Those who purchase topicals were asked if they have ever been unable to purchase topicals within the last 90 days because they were out of stock. Sixteen percent say they were unable to purchase topicals because they were out of stock.

Those who were unable to purchase topicals within the last 90 days because they were out of stock were asked approximately how long, in days, they have had to wait to get the topicals they wanted to purchase. One-third say they had to wait between 0 and 7 days, while 18% say they waited 8 to 14 days, and 23% say they waited 15 to 30 days. Nine percent say they had to wait more than 30 days. On average, respondents had to wait approximately 26 days. The median is 14 days.

It should be noted that many of those who say they did not have to wait any days mentioned that they went to another dispensary for the products they wanted, or they purchased a different product.

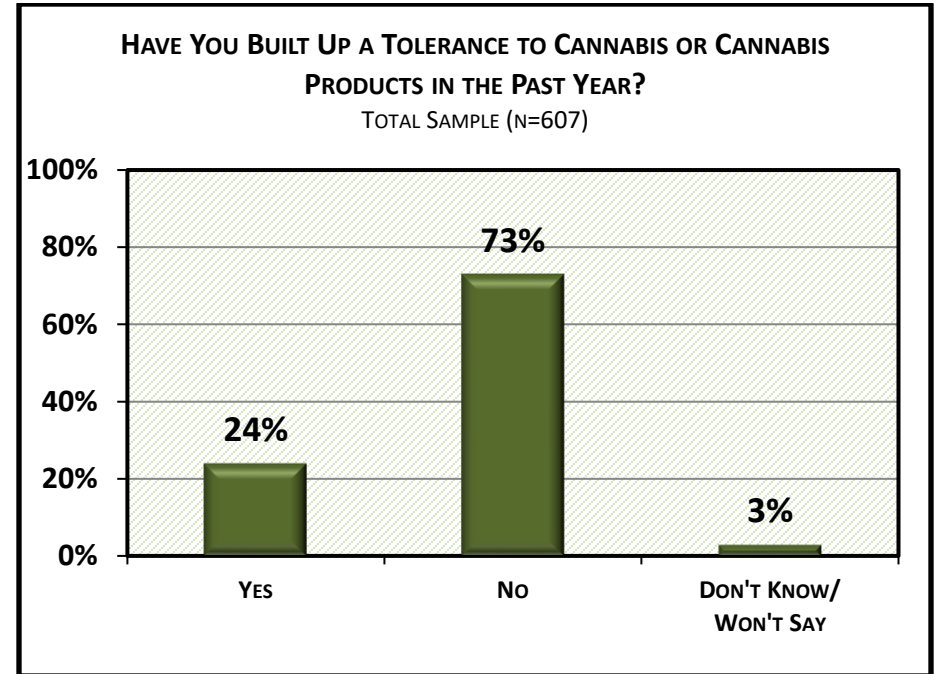
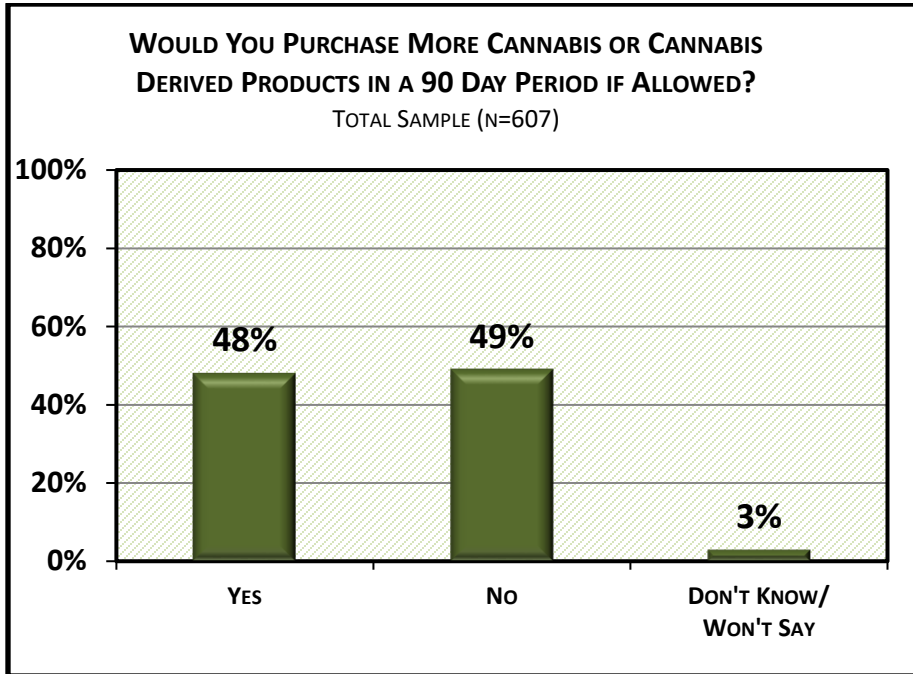
TOPICAL PRODUCTS THAT YOU HAVE DIFFICULTY PURCHASING FROM NEW MEXICO DISPENSARIES AMONG THOSE WHO PURCHASE TOPICAL PRODUCTS TOTAL RESPONSES (N=218) TOP 8 UNAIDED RESPONSES	
LOTION/CREAM	8%
BALM	7%
OIL	2%
SALVE	1%
CBD AND CBD BLENDS	1%
CHARLOTTE'S WEB BRAND PRODUCTS	1%
NONE IN PARTICULAR	73%
DON'T KNOW/WON'T SAY	6%



Medical cannabis patients that purchase topicals were asked, in an unaided, open-ended manner, what products they have had difficulty purchasing because they are not readily available from dispensaries in New Mexico. Over seven-in-ten (73%) did not mention a particular product they have difficulty purchasing, while 8% mention lotion or cream, 7% mention balm, and 2% mention oil.

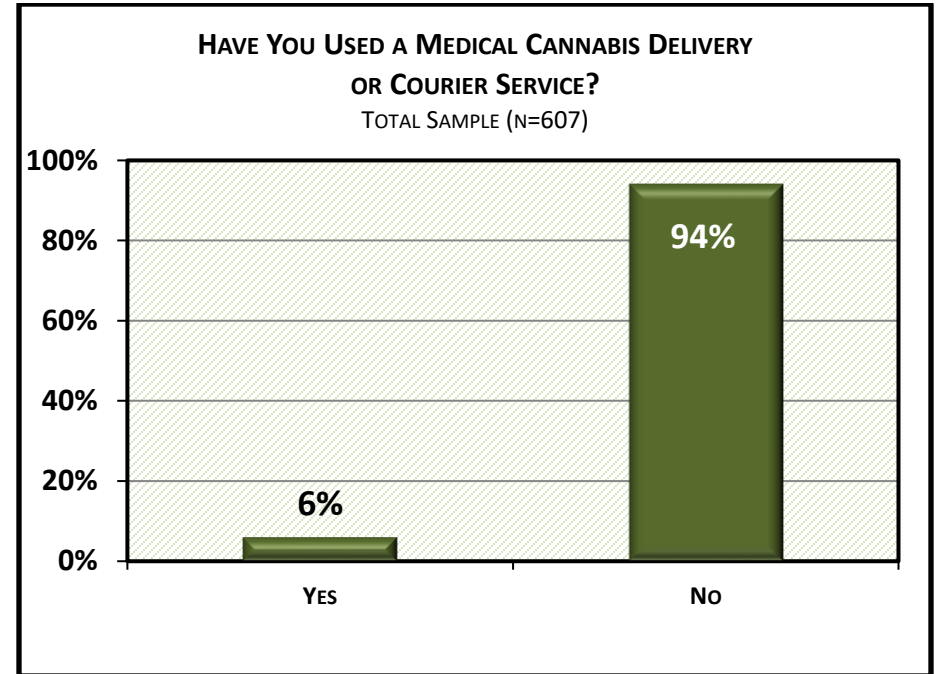
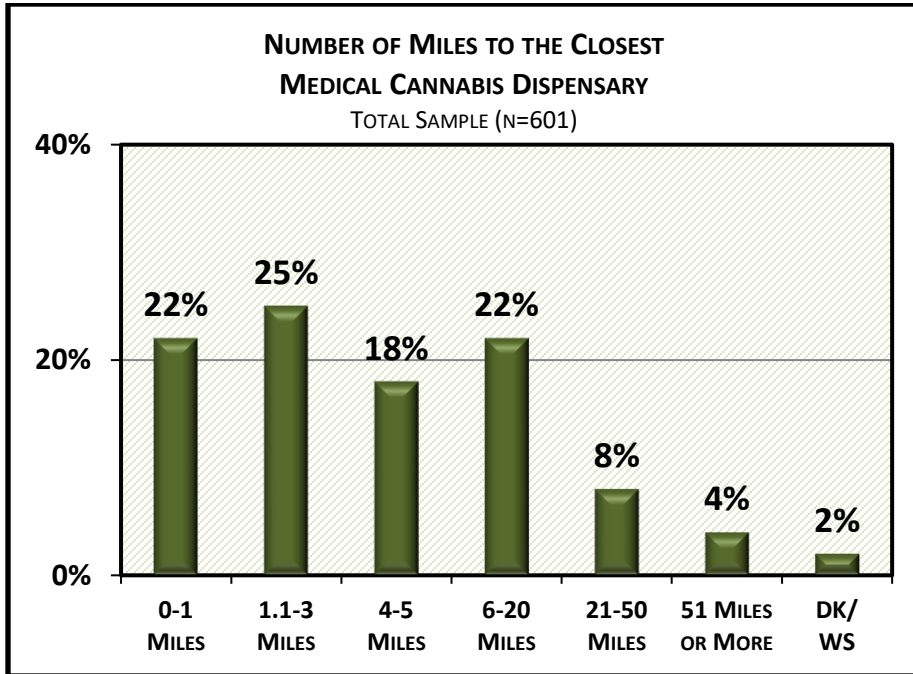
Medical cannabis patients in New Mexico were asked, thinking of the dispensary at which they purchase most of their medical cannabis products, if they believe the dispensary has a *wide variety*, *somewhat wide variety*, or *not a wide variety* of medical cannabis products.

Nearly half (48%) of patients say a *wide variety*, while 35% say a *somewhat wide variety*. Twelve percent of medical cannabis patients say the dispensary at which they purchase most of their medical cannabis products *does not have a wide variety* of products. Those in the Albuquerque Metro area and North Central New Mexico are more likely to say the dispensary at which they purchase most of their medical cannabis products has a *wide variety* of products, while those in Northwestern New Mexico and Eastern New Mexico are more likely to say the dispensary *does not have a wide variety*.



Medical cannabis patients in New Mexico were asked, if allowed, would they purchase more cannabis or cannabis derived products from dispensaries in a 90 day period. Patients are nearly split, as 48% say they would purchase more if allowed, while 49% say they would not. Hispanics, younger patients, those of lower socio-economic status, and those in Northwestern and Eastern New Mexico are more likely than others to say they would purchase more cannabis or cannabis derived products from dispensaries in a 90 day period.

Medical cannabis patients in New Mexico were asked, in the past year, if they have built up a tolerance to cannabis or cannabis products that have required an increase in their consumption over time. One-quarter (24%) say have built up a tolerance, while the vast majority (73%) say they have not. Younger patients and those of lower socio-economic status are more likely than others to say they have built up a tolerance in the past year.



Medical cannabis patients were asked approximately how close, in miles, they live to the nearest medical cannabis dispensary. Twenty-two percent say they live a mile or less from the nearest dispensary, while one-quarter live between 1.1 and 3 miles away, 18% live between 4 and 5 miles away, 22% live between 6 and 20 miles away, and 8% live between 21 and 50 miles away from the nearest dispensary. Four percent live 51 miles or more away from the nearest dispensary. On average, patients live 10.3 miles away from the nearest dispensary. The median is 4 miles.

Notably, on average, those in Eastern New Mexico live approximately 20 miles from the nearest dispensary, while those in North Central New Mexico are 14.2 miles from the nearest dispensary.

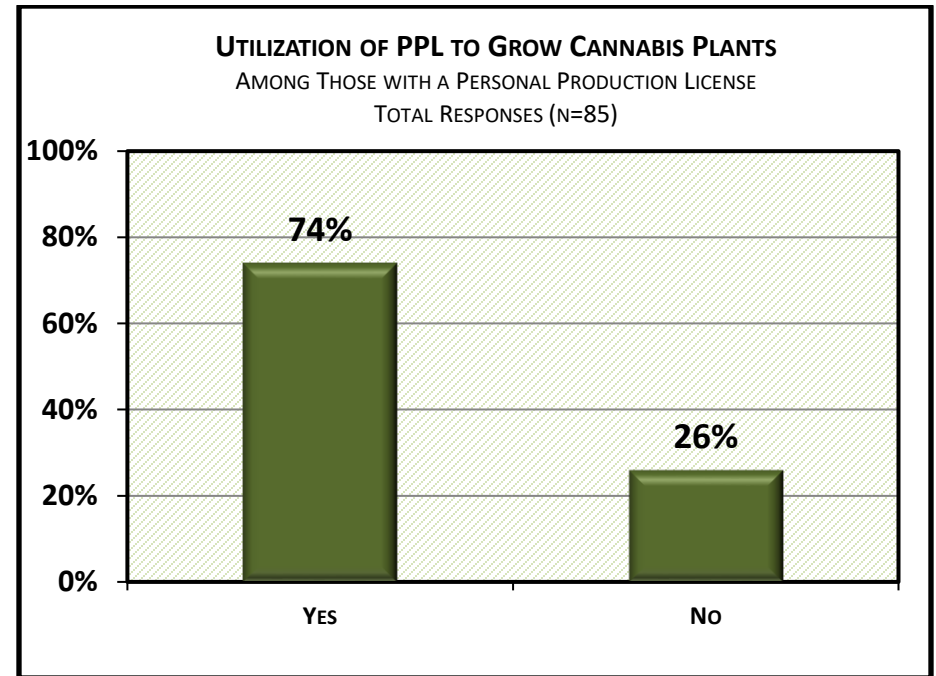
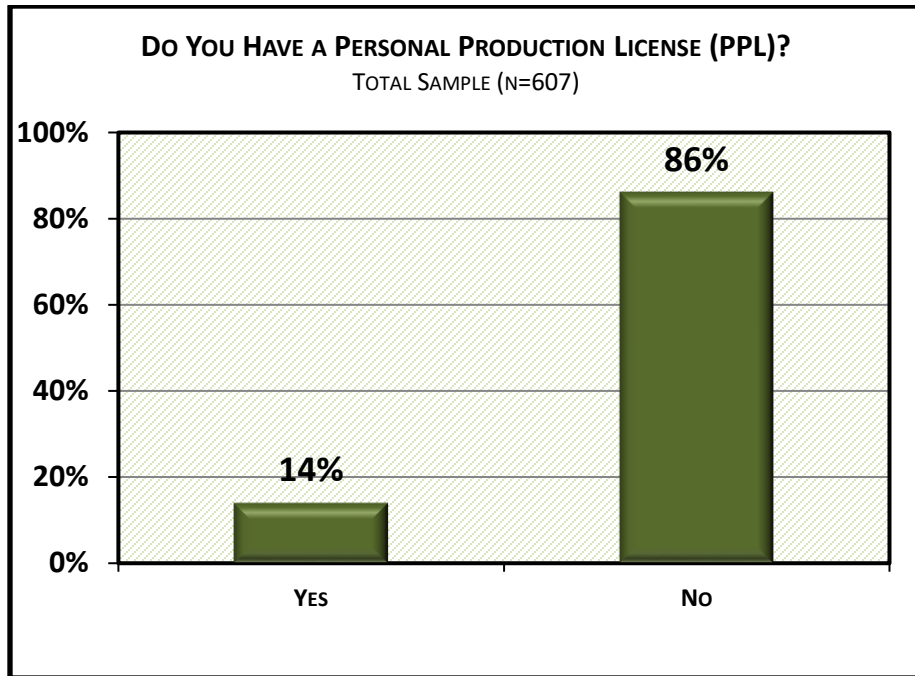
Just 6% of medical cannabis patients say they have used a medical cannabis delivery or courier service. Those with lower household incomes and retirees are more likely than others to say they have used a medical cannabis delivery or courier service.

REASONS FOR USING A MEDICAL CANNABIS DELIVERY OR COURIER SERVICE AMONG THOSE WHO USE A MEDICAL CANNABIS DELIVERY/COURIER SERVICE TOTAL RESPONSES (N=36) TOP UNAIDED RESPONSES	
CONVENIENCE	44%
CAN'T DRIVE FOR MEDICAL REASONS	25%
DO NOT HAVE A CAR	14%
HAD TO GO TO RUIDOSO	6%
CAN'T DRIVE BECAUSE I DON'T HAVE A DRIVER'S LICENSE	6%
NO DISPENSARY CLOSE BY, HAD TO BE DELIVERED FROM ABQ	3%
DELIVERY SERVICE OUT OF SERVICE OVER 1 YEAR	3%
OUT OF TOWN	3%
MOBILE DISPENSARY BEFORE PERMANENT ONE WAS PUT IN	3%

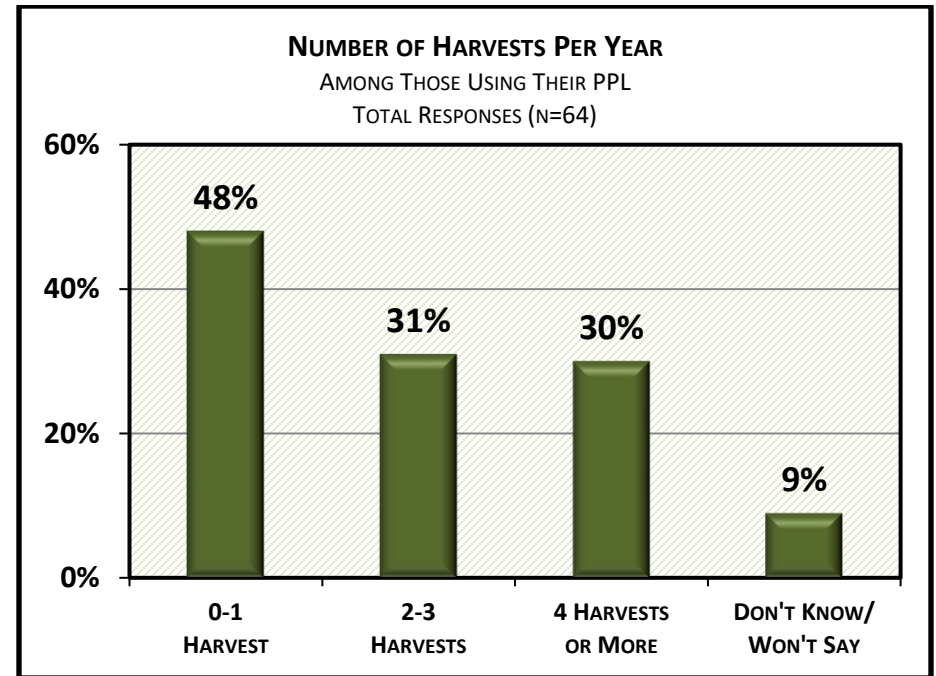
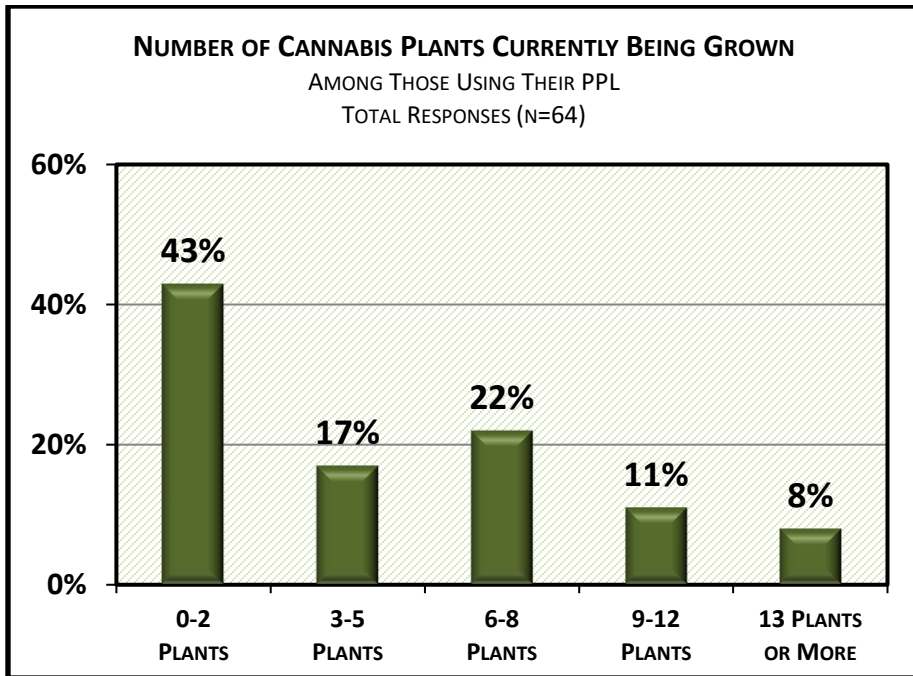
REASONS FOR <u>NOT</u> USING A MEDICAL CANNABIS DELIVERY OR COURIER SERVICE AMONG THOSE WHO DO NOT USE A MEDICAL CANNABIS DELIVERY/COURIER SERVICE TOTAL RESPONSES (N=571) TOP 9 UNAIDED RESPONSES	
NOT AWARE OF SERVICE	40%
NO NEED	32%
I PREFER TO LOOK AT/SHOP THE PRODUCTS THAT ARE AVAILABLE	13%
NOT AVAILABLE IN AREA/DON'T THINK AVAILABLE IN AREA	7%
DON'T WANT TO PAY FOR IT	2%
CAN'T AFFORD IT	2%
DON'T TRUST THE SERVICE	2%
NONE IN PARTICULAR	4%
DON'T KNOW/WON'T SAY	1%

Among those who have used a medical cannabis delivery or courier service, 44% say they did so because of convenience, while 25% say they cannot drive for medical reasons. Fourteen percent say they do not have a car.

Among those who say they have not used a medical cannabis delivery or courier service, 40% say they were not aware of the service, 32% say they have no need for the service, 13% say they prefer to look at/shop the products that are available, and 7% say the service is not available in their area.

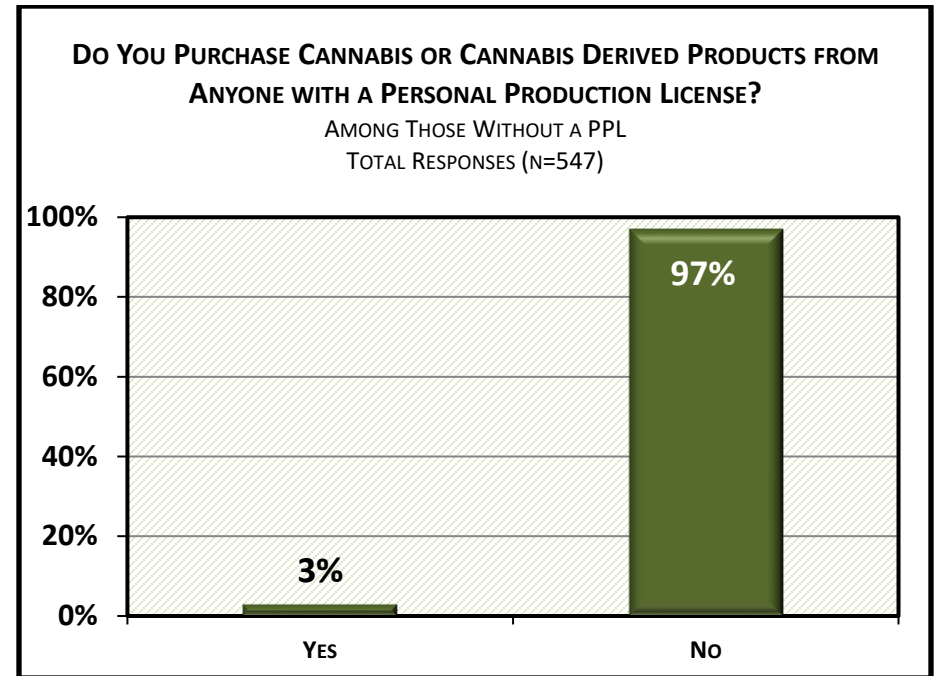
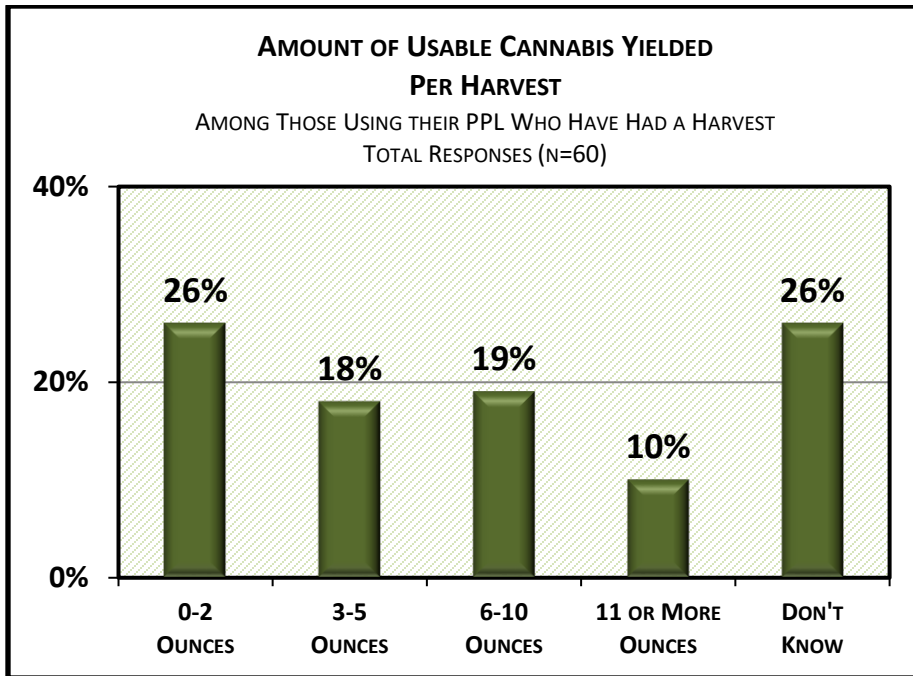


Fourteen percent of medical cannabis patients say they have a Personal Production License, or PPL. Males and those ages 35 to 64 are more likely than others to say they have a PPL. Among those with a PPL, three-quarters (74%) say they are using their PPL to grow cannabis plants.



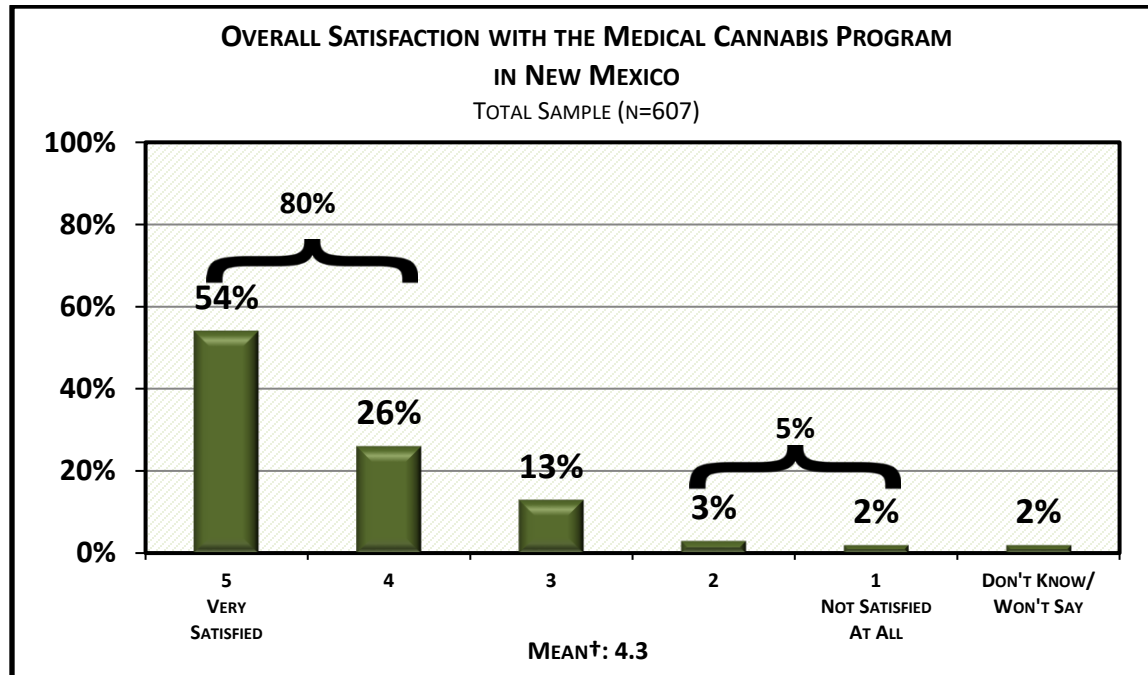
Among those with a PPL who are using it to grow cannabis plants, 43% say they are currently growing between 0 and 2 plants, including seedlings and mature plants. Seventeen percent say they are growing between 3 and 5 plants, 22% say between 6 and 8 plants, and 11% say they are currently growing between 9 and 12 plants. Eight percent say they are currently growing 13 plants or more. On average, those with a PPL who are currently growing cannabis plants are growing 5 plants.

Among those with a PPL who are currently growing cannabis plants, 48% say they have between 0 and 1 harvest per year, while 31% say they have 2 or 3 harvests per year. Twelve percent say they have 4 harvests or more per year. On average, those with a PPL who are currently growing cannabis plants have 2 harvests per year.



Among those with a PPL who are currently growing cannabis plants, 26% say they yield between 0 and 2 ounces of dried usable cannabis per harvest. Eighteen percent say they yield between 3 and 5 ounces, 19% say between 6 and 10 ounces, and 10% say they yield 11 ounces or more. One-quarter of respondents did not know how much dry usable cannabis they yield per harvest. On average, respondents yield approximately 14 ounces per harvest.

Among those without a PPL, just 3% say they purchase cannabis or cannabis derived products from anyone with a PPL.



† THE MEAN SCORE IS DERIVED BY TAKING THE AVERAGE SCORE BASED ON THE 5-POINT SCALE. THE VERY SATISFIED RESPONSE IS ASSIGNED A VALUE OF 5; THE NOT SATISFIED AT ALL RESPONSE IS ASSIGNED A VALUE OF 1. THE DON'T KNOW/WON'T SAY RESPONSES ARE EXCLUDED FROM THE CALCULATION OF THE MEAN.

Medical cannabis patients were asked to rate their satisfaction with the medical cannabis program in New Mexico, using a five-point scale where a score of five is *very satisfied* and a score of one is *not satisfied at all*. The vast majority (80%) of patients say they are satisfied, with the majority (56%) saying they are *very satisfied*. Thirteen percent have mixed feelings, and just 5% express dissatisfaction (a score of 1 or 2). Overall, there is little significant demographic variation.

“Been able to get off some prescription medicines (narcotics) and it has done me well.”

“Don't like having to renew every year.”

“The prices are too high compared to Colorado. They also have a better selection and a better set up and customer service in Colorado.”

“They are so far behind. In San Juan County, we only have 1 dispensary and they are getting too expensive and overpriced. Colorado has better choices and better prices.”

“Not enough products. Price too high.”

“People are awesome at the dispensaries, always has what I need.”

“Good services but sometimes cannot find what you want.”

“Incredible, it helps my seizures.”

Among those with a PPL, 25% say they are dissatisfied with the medical cannabis program in New Mexico.

DATA TABLES

RESEARCH
& POLLING
INC



NUMBER OF TIMES PER YEAR YOU VISIT A DISPENSARY

QUESTION 1: APPROXIMATELY HOW MANY TIMES PER YEAR DO YOU VISIT A DISPENSARY IN NEW MEXICO?

	TOTAL SAMPLE (N=607)	GENDER		ETHNICITY		AGE				HOUSEHOLD INCOME				
		MALE	FEMALE	HISPANIC	ANGLO	18 TO 34 YEARS	35 TO 49 YEARS	50 TO 64 YEARS	65 YEARS AND OVER	LESS THAN \$20,000	\$20,000 TO \$39,999	\$40,000 TO \$59,999	\$60,000 TO \$79,999	\$80,000 AND OVER
NONE	2%	2%	2%	1%	3%	-	2%	3%	3%	4%	2%	-	-	3%
1 - 6 TIMES	17%	17%	18%	13%	20%	7%	12%	19%	32%	11%	14%	13%	18%	34%
7 - 12 TIMES	20%	19%	22%	17%	25%	10%	17%	24%	31%	13%	20%	27%	20%	28%
13 - 24 TIMES	16%	16%	15%	17%	14%	15%	19%	15%	13%	15%	15%	20%	21%	12%
25 - 50 TIMES	16%	16%	16%	17%	15%	17%	20%	17%	10%	20%	14%	14%	17%	12%
51 - 104 TIMES	19%	20%	19%	22%	18%	31%	20%	17%	9%	26%	23%	17%	18%	9%
105 OR MORE	8%	8%	7%	11%	5%	18%	9%	3%	1%	9%	10%	9%	5%	3%
DON'T KNOW	2%	2%	1%	2%	1%	1%	1%	2%	2%	3%	2%	1%	-	-

	TOTAL SAMPLE (N=607)	EDUCATION				EMPLOYMENT STATUS						HAVE A PERSONAL PRODUCTION LICENSE, OR PPL	
		HIGH SCHOOL GRADUATE OR LESS	SOME COLLEGE/ ASSOCIATE	COLLEGE GRADUATE	GRADUATE DEGREE	EMPLOYED FULL-TIME	RETIRED	SOME OTHER JOB STATUS	UNEMPLOYED	EMPLOYED PART-TIME	OTHER	YES	NO
NONE	2%	4%	2%	1%	-	1%	2%	4%	3%	7%	-	7%	1%
1 - 6 TIMES	17%	10%	14%	24%	33%	14%	28%	13%	14%	15%	10%	23%	16%
7 - 12 TIMES	20%	14%	20%	24%	33%	13%	35%	15%	18%	20%	16%	19%	21%
13 - 24 TIMES	16%	15%	18%	14%	17%	21%	13%	15%	15%	9%	9%	12%	16%
25 - 50 TIMES	16%	21%	19%	11%	6%	17%	12%	18%	18%	15%	22%	12%	17%
51 - 104 TIMES	19%	24%	19%	18%	9%	22%	8%	23%	24%	22%	31%	18%	19%
105 OR MORE	8%	11%	7%	7%	1%	11%	1%	8%	6%	11%	12%	7%	8%
DON'T KNOW	2%	3%	1%	1%	-	1%	1%	5%	3%	-	-	1%	2%

	TOTAL SAMPLE (N=607)	REGION					SATISFACTION WITH THE MEDICAL CANNABIS PROGRAM IN NEW MEXICO			
		ABQ METRO	NORTH WEST	NORTH CENTRAL	LAS CRUCES/ SOUTH WEST	EASTSIDE	VERY SATISFIED	4	3	NOT SATISFIED
NONE	2%	2%	2%	3%	1%	3%	2%	3%	-	3%
1 - 6 TIMES	17%	15%	18%	21%	16%	19%	16%	13%	21%	31%
7 - 12 TIMES	20%	22%	18%	21%	17%	21%	20%	24%	23%	15%
13 - 24 TIMES	16%	16%	21%	10%	23%	12%	15%	19%	13%	16%
25 - 50 TIMES	16%	16%	13%	20%	15%	14%	18%	11%	19%	12%
51 - 104 TIMES	19%	20%	18%	17%	19%	22%	20%	21%	14%	16%
105 OR MORE	8%	8%	10%	7%	7%	5%	8%	7%	8%	6%
DON'T KNOW	2%	1%	-	1%	2%	3%	2%	2%	3%	-

DO YOU PURCHASE CANNABIS FLOWER OR BUD FROM THE DISPENSARIES?

QUESTION 2: DO YOU PURCHASE CANNABIS FLOWER OR BUD (CAN INCLUDE PRE-ROLLED JOINTS) FROM DISPENSARIES?

	TOTAL SAMPLE (N=607)	GENDER		ETHNICITY		AGE				HOUSEHOLD INCOME				
		MALE	FEMALE	HISPANIC	ANGLO	18 TO 34 YEARS	35 TO 49 YEARS	50 TO 64 YEARS	65 YEARS AND OVER	LESS THAN \$20,000	\$20,000 TO \$39,999	\$40,000 TO \$59,999	\$60,000 TO \$79,999	\$80,000 AND OVER
YES	69%	76%	62%	77%	61%	86%	81%	72%	35%	79%	74%	74%	60%	41%
No	30%	24%	37%	23%	39%	13%	19%	28%	64%	21%	25%	25%	40%	59%
DON'T KNOW	*	*	*	*	*	1%	-	-	1%	-	1%	1%	-	-

	TOTAL SAMPLE (N=607)	EDUCATION				EMPLOYMENT STATUS						HAVE A PERSONAL PRODUCTION LICENSE, OR PPL	
		HIGH SCHOOL GRADUATE OR LESS	SOME COLLEGE/ ASSOCIATE	COLLEGE GRADUATE	GRADUATE DEGREE	EMPLOYED FULL-TIME	RETIRED	SOME OTHER JOB STATUS	UNEMPLOYED	EMPLOYED PART-TIME	OTHER	Yes	No
YES	69%	81%	68%	65%	49%	79%	49%	71%	80%	64%	84%	73%	69%
No	30%	19%	31%	35%	51%	21%	51%	29%	20%	36%	16%	27%	31%
DON'T KNOW	*	-	1%	-	-	*	1%	-	-	-	-	-	*

	TOTAL SAMPLE (N=607)	REGION					SATISFACTION WITH THE MEDICAL CANNABIS PROGRAM IN NEW MEXICO			
		ABQ METRO	NORTH WEST	NORTH CENTRAL	LAS CRUCES/ SOUTH WEST	EASTSIDE	VERY SATISFIED	4	3	NOT SATISFIED
YES	69%	70%	69%	59%	74%	74%	69%	72%	70%	68%
No	30%	29%	31%	41%	26%	26%	31%	27%	30%	32%
DON'T KNOW	*	1%	-	-	-	-	*	1%	-	-

*LESS THAN 1% REPORTED.

NUMBER OF GRAMS OF CANNABIS FLOWER OR BUD PURCHASED IN A TYPICAL MONTH

AMONG THOSE WHO PURCHASE CANNABIS FLOWER OR BUD FROM DISPENSARIES

QUESTION 3: HOW MANY GRAMS OR UNITS OF CANNABIS FLOWER OR BUD DO YOU PURCHASE FROM DISPENSARIES IN A TYPICAL MONTH?

	TOTAL RESPONSES (N=403)	GENDER		ETHNICITY		AGE				HOUSEHOLD INCOME				
		MALE	FEMALE	HISPANIC	ANGLO	18 TO 34 YEARS	35 TO 49 YEARS	50 TO 64 YEARS	65 YEARS AND OVER	LESS THAN \$20,000	\$20,000 TO \$39,999	\$40,000 TO \$59,999	\$60,000 TO \$79,999	\$80,000 AND OVER
1 - 3 GRAMS	17%	15%	19%	16%	16%	9%	22%	17%	21%	16%	13%	19%	12%	29%
3.1 - 7 GRAMS	19%	20%	17%	17%	20%	18%	15%	22%	25%	21%	22%	10%	18%	20%
8 - 12 GRAMS	18%	17%	20%	18%	19%	25%	16%	17%	9%	18%	15%	27%	16%	10%
13 - 18 GRAMS	12%	10%	16%	16%	11%	18%	12%	8%	12%	14%	10%	12%	22%	10%
19 GRAMS - 28 GRAMS	15%	16%	13%	15%	15%	12%	18%	15%	12%	14%	21%	9%	13%	21%
29 GRAMS OR MORE	11%	13%	8%	9%	12%	14%	10%	10%	9%	9%	14%	13%	15%	-
DON'T KNOW/WON'T SAY	8%	9%	7%	8%	7%	4%	7%	11%	12%	8%	5%	10%	3%	10%

	TOTAL RESPONSES (N=403)	EDUCATION				EMPLOYMENT STATUS						HAVE A PERSONAL PRODUCTION LICENSE, OR PPL	
		HIGH SCHOOL GRADUATE OR LESS	SOME COLLEGE/ ASSOCIATE	COLLEGE GRADUATE	GRADUATE DEGREE	EMPLOYED FULL-TIME	RETIRED	SOME OTHER JOB STATUS	UNEMPLOYED	EMPLOYED PART-TIME	OTHER	YES	NO
1 - 3 GRAMS	17%	14%	11%	22%	39%	16%	15%	14%	24%	12%	16%	20%	16%
3.1 - 7 GRAMS	19%	19%	20%	18%	16%	18%	21%	16%	22%	20%	15%	16%	19%
8 - 12 GRAMS	18%	18%	25%	12%	6%	21%	20%	17%	9%	19%	26%	18%	19%
13 - 18 GRAMS	12%	13%	13%	11%	12%	11%	9%	12%	14%	23%	19%	5%	14%
19 GRAMS - 28 GRAMS	15%	18%	13%	14%	9%	19%	15%	8%	14%	11%	8%	18%	14%
29 GRAMS OR MORE	11%	10%	13%	14%	-	12%	11%	16%	9%	4%	7%	13%	11%
DON'T KNOW/WON'T SAY	8%	8%	5%	9%	18%	4%	11%	18%	9%	11%	8%	10%	8%

	TOTAL RESPONSES (N=403)	REGION					SATISFACTION WITH THE MEDICAL CANNABIS PROGRAM IN NEW MEXICO			
		ABQ METRO	NORTH WEST	NORTH CENTRAL	LAS CRUCES/ SOUTH WEST	EASTSIDE	VERY SATISFIED	4	3	NOT SATISFIED
1 - 3 GRAMS	17%	18%	11%	19%	13%	15%	18%	14%	16%	15%
3.1 - 7 GRAMS	19%	16%	7%	15%	28%	23%	20%	19%	16%	5%
8 - 12 GRAMS	18%	20%	22%	13%	25%	11%	19%	20%	17%	15%
13 - 18 GRAMS	12%	11%	26%	14%	13%	9%	14%	10%	7%	20%
19 GRAMS - 28 GRAMS	15%	15%	8%	19%	6%	21%	13%	17%	16%	16%
29 GRAMS OR MORE	11%	13%	18%	7%	5%	12%	10%	11%	12%	20%
DON'T KNOW/WON'T SAY	8%	6%	7%	12%	10%	8%	7%	8%	15%	10%

NUMBER OF GRAMS OF CANNABIS FLOWER OR BUD CONSUMED IN A TYPICAL WEEK

AMONG THOSE WHO PURCHASE CANNABIS FLOWER OR BUD FROM DISPENSARIES

QUESTION 4: HOW MANY GRAMS OR UNITS OF CANNABIS FLOWER OR BUD DO YOU CONSUME IN A TYPICAL WEEK?

	TOTAL RESPONSES (N=417)	GENDER		ETHNICITY		AGE				HOUSEHOLD INCOME				
		MALE	FEMALE	HISPANIC	ANGLO	18 TO 34 YEARS	35 TO 49 YEARS	50 TO 64 YEARS	65 YEARS AND OVER	LESS THAN \$20,000	\$20,000 TO \$39,999	\$40,000 TO \$59,999	\$60,000 TO \$79,999	\$80,000 AND OVER
0 - 1 GRAMS	24%	21%	27%	25%	23%	11%	28%	32%	21%	26%	22%	19%	17%	41%
1.1 - 3 GRAMS	29%	29%	28%	28%	30%	41%	24%	23%	27%	31%	23%	33%	39%	17%
3.1 - 7 GRAMS	27%	25%	31%	28%	29%	28%	30%	25%	25%	24%	33%	27%	28%	27%
8 - 20 GRAMS	7%	11%	3%	8%	5%	11%	9%	5%	-	5%	10%	9%	11%	6%
21 GRAMS OR MORE	2%	3%	1%	3%	2%	2%	2%	2%	4%	2%	2%	5%	-	-
DON'T KNOW	11%	11%	10%	9%	12%	8%	6%	13%	23%	12%	11%	8%	6%	9%

	TOTAL RESPONSES (N=417)	EDUCATION				EMPLOYMENT STATUS						HAVE A PERSONAL PRODUCTION LICENSE, OR PPL	
		HIGH SCHOOL GRADUATE OR LESS	SOME COLLEGE/ ASSOCIATE	COLLEGE GRADUATE	GRADUATE DEGREE	EMPLOYED FULL-TIME	RETIRED	SOME OTHER JOB STATUS	UNEMPLOYED	EMPLOYED PART-TIME	OTHER	Yes	No
0 - 1 GRAMS	24%	20%	25%	25%	34%	25%	22%	19%	28%	19%	23%	19%	25%
1.1 - 3 GRAMS	29%	29%	31%	28%	20%	28%	34%	19%	21%	33%	50%	23%	30%
3.1 - 7 GRAMS	27%	28%	28%	28%	23%	31%	22%	29%	28%	23%	20%	25%	28%
8 - 20 GRAMS	7%	10%	8%	5%	-	8%	5%	11%	7%	14%	-	16%	6%
21 GRAMS OR MORE	2%	3%	2%	1%	-	2%	3%	4%	-	-	-	3%	2%
DON'T KNOW	11%	11%	6%	12%	23%	6%	14%	19%	17%	11%	8%	14%	10%

	TOTAL RESPONSES (N=417)	REGION					SATISFACTION WITH THE MEDICAL CANNABIS PROGRAM IN NEW MEXICO			
		ABQ METRO	NORTH WEST	NORTH CENTRAL	LAS CRUCES/ SOUTH WEST	EASTSIDE	VERY SATISFIED	4	3	NOT SATISFIED
0 - 1 GRAMS	24%	21%	22%	23%	35%	23%	26%	23%	17%	17%
1.1 - 3 GRAMS	29%	32%	29%	28%	36%	12%	29%	32%	29%	13%
3.1 - 7 GRAMS	27%	24%	27%	32%	17%	43%	27%	28%	23%	36%
8 - 20 GRAMS	7%	9%	11%	5%	3%	9%	8%	4%	12%	8%
21 GRAMS OR MORE	2%	2%	4%	3%	-	1%	*	3%	3%	9%
DON'T KNOW	11%	12%	7%	9%	10%	12%	9%	10%	15%	17%

DO YOU TYPICALLY CONSUME INDICA, SATIVA, HYBRIDS OR HIGH CBD STRAIN FLOWER?

AMONG THOSE WHO PURCHASE CANNABIS FLOWER OR BUD FROM DISPENSARIES

QUESTION 5: DO YOU TYPICALLY CONSUME INDICA (IN-DI-KUH), SATIVA (SUH-TEE-VUH), OR HIGH CBS STRAIN FLOWER?

	TOTAL RESPONSES (N=420)	GENDER		ETHNICITY		AGE				HOUSEHOLD INCOME				
		MALE	FEMALE	HISPANIC	ANGLO	18 TO 34 YEARS	35 TO 49 YEARS	50 TO 64 YEARS	65 YEARS AND OVER	LESS THAN \$20,000	\$20,000 TO \$39,999	\$40,000 TO \$59,999	\$60,000 TO \$79,999	\$80,000 AND OVER
INDICA	48%	51%	45%	47%	49%	53%	42%	49%	48%	50%	47%	53%	50%	48%
SATIVA	33%	35%	30%	33%	32%	32%	33%	31%	35%	31%	29%	35%	53%	38%
HYBRID	26%	24%	27%	26%	27%	31%	30%	21%	13%	24%	23%	35%	24%	30%
HIGH CBD STRAINS	15%	14%	16%	12%	20%	12%	15%	16%	22%	15%	13%	16%	15%	17%
ALL OF THESE	14%	13%	15%	18%	11%	14%	13%	17%	9%	15%	16%	14%	6%	12%
SOMETHING ELSE	*	-	1%	1%	-	-	1%	-	-	-	-	-	3%	-
NONE OF THESE	-	-	-	-	-	-	-	-	-	-	-	-	-	-
DON'T KNOW	3%	2%	4%	2%	3%	-	3%	3%	9%	2%	2%	1%	3%	-

	TOTAL RESPONSES (N=420)	EDUCATION				EMPLOYMENT STATUS						HAVE A PERSONAL PRODUCTION LICENSE, OR PPL	
		HIGH SCHOOL GRADUATE OR LESS	SOME COLLEGE/ ASSOCIATE	COLLEGE GRADUATE	GRADUATE DEGREE	EMPLOYED FULL-TIME	RETIRED	SOME OTHER JOB STATUS	UNEMPLOYED	EMPLOYED PART-TIME	OTHER	Yes	No
INDICA	48%	48%	48%	45%	64%	51%	41%	57%	46%	52%	40%	48%	49%
SATIVA	33%	30%	33%	40%	28%	36%	32%	34%	15%	48%	33%	30%	33%
HYBRID	26%	23%	30%	25%	18%	31%	20%	9%	24%	25%	37%	22%	26%
HIGH CBD STRAINS	15%	9%	16%	23%	18%	15%	20%	15%	14%	7%	11%	24%	13%
ALL OF THESE	14%	18%	12%	13%	9%	14%	14%	20%	19%	7%	-	14%	14%
SOMETHING ELSE	*	-	-	1%	-	-	-	-	-	3%	-	-	*
NONE OF THESE	-	-	-	-	-	-	-	-	-	-	-	-	-
DON'T KNOW	3%	3%	1%	3%	3%	1%	4%	2%	5%	3%	8%	2%	3%

	TOTAL RESPONSES (N=420)	REGION					SATISFACTION WITH THE MEDICAL CANNABIS PROGRAM IN NEW MEXICO			
		ABQ METRO	NORTH WEST	NORTH CENTRAL	LAS CRUCES/ SOUTH WEST	EASTSIDE	VERY SATISFIED	4	3	NOT SATISFIED
INDICA	48%	42%	62%	59%	55%	44%	50%	50%	47%	32%
SATIVA	33%	30%	41%	37%	39%	26%	37%	25%	33%	28%
HYBRID	26%	27%	41%	31%	19%	18%	26%	25%	29%	18%
HIGH CBD STRAINS	15%	13%	19%	23%	10%	16%	18%	12%	11%	18%
ALL OF THESE	14%	18%	4%	6%	9%	19%	14%	12%	14%	23%
SOMETHING ELSE	*	1%	-	-	-	-	*	-	-	-
NONE OF THESE	-	-	-	-	-	-	-	-	-	-
DON'T KNOW	3%	3%	-	-	6%	5%	2%	4%	2%	4%

*LESS THAN 1% REPORTED.

HAVE YOU EVER BEEN UNABLE TO PURCHASE CANNABIS FLOWER OR BUD IN THE PAST 90 DAYS?

AMONG THOSE WHO PURCHASE CANNABIS FLOWER OR BUD FROM DISPENSARIES

QUESTION 6: HAVE YOU EVER BEEN UNABLE TO PURCHASE CANNABIS FLOWER OR BUD WITHIN THE LAST 90 DAYS BECAUSE IT WAS OUT OF STOCK?

	TOTAL RESPONSES (N=420)	GENDER		ETHNICITY		AGE				HOUSEHOLD INCOME				
		MALE	FEMALE	HISPANIC	ANGLO	18 TO 34 YEARS	35 TO 49 YEARS	50 TO 64 YEARS	65 YEARS AND OVER	LESS THAN \$20,000	\$20,000 TO \$39,999	\$40,000 TO \$59,999	\$60,000 TO \$79,999	\$80,000 AND OVER
Yes	27%	28%	25%	27%	29%	28%	35%	23%	17%	24%	30%	31%	23%	29%
No	72%	72%	73%	73%	70%	72%	65%	77%	78%	76%	68%	69%	77%	71%
DON'T KNOW	1%	-	2%	-	1%	1%	-	-	5%	-	2%	-	-	-

	TOTAL RESPONSES (N=420)	EDUCATION				EMPLOYMENT STATUS						HAVE A PERSONAL PRODUCTION LICENSE, OR PPL	
		HIGH SCHOOL GRADUATE OR LESS	SOME COLLEGE/ ASSOCIATE	COLLEGE GRADUATE	GRADUATE DEGREE	EMPLOYED FULL-TIME	RETIRED	SOME OTHER JOB STATUS	UNEMPLOYED	EMPLOYED PART-TIME	OTHER	Yes	No
Yes	27%	28%	28%	26%	22%	31%	20%	23%	32%	24%	26%	33%	26%
No	72%	71%	70%	74%	78%	69%	78%	77%	66%	76%	70%	67%	73%
DON'T KNOW	1%	1%	1%	-	-	-	1%	-	2%	-	4%	-	1%

	TOTAL RESPONSES (N=420)	REGION					SATISFACTION WITH THE MEDICAL CANNABIS PROGRAM IN NEW MEXICO			
		ABQ METRO	NORTH WEST	NORTH CENTRAL	LAS CRUCES/ SOUTH WEST	EASTSIDE	VERY SATISFIED	4	3	NOT SATISFIED
Yes	27%	26%	18%	18%	29%	41%	23%	31%	41%	14%
No	72%	73%	82%	82%	69%	59%	77%	67%	57%	86%
DON'T KNOW	1%	1%	-	-	1%	-	-	2%	2%	-

NUMBER OF DAYS YOU HAD TO WAIT TO GET THE FLOWER OR BUD PRODUCTS

AMONG THOSE UNABLE TO PURCHASE CANNABIS FLOWER OR BUD

QUESTION 7: APPROXIMATELY HOW LONG, IN DAYS, HAVE YOU HAD TO WAIT TO GET THE FLOWER OR BUD PRODUCTS YOU WANTED TO PURCHASE?

	TOTAL RESPONSES (N=114)	GENDER		ETHNICITY		AGE				HOUSEHOLD INCOME				
		MALE	FEMALE	HISPANIC	ANGLO	18 TO 34 YEARS	35 TO 49 YEARS	50 TO 64 YEARS	65 YEARS AND OVER	LESS THAN \$20,000	\$20,000 TO \$39,999	\$40,000 TO \$59,999	\$60,000 TO \$79,999	\$80,000 AND OVER
0 DAYS	8%	10%	4%	12%	2%	6%	14%	3%	-	6%	5%	4%	13%	22%
1 - 2 DAYS	11%	14%	7%	8%	13%	18%	7%	9%	12%	20%	14%	-	-	22%
3 - 5 DAYS	12%	10%	16%	9%	18%	9%	21%	7%	-	10%	12%	12%	39%	-
6 - 10 DAYS	22%	21%	23%	23%	20%	28%	21%	13%	39%	23%	26%	16%	-	34%
MORE THAN 10 DAYS	30%	29%	31%	35%	28%	21%	28%	41%	24%	17%	29%	46%	37%	22%
DON'T KNOW	17%	16%	20%	12%	19%	18%	9%	26%	24%	24%	14%	21%	12%	-

	TOTAL RESPONSES (N=114)	EDUCATION				EMPLOYMENT STATUS						HAVE A PERSONAL PRODUCTION LICENSE, OR PPL	
		HIGH SCHOOL GRADUATE OR LESS	SOME COLLEGE/ ASSOCIATE	COLLEGE GRADUATE	GRADUATE DEGREE	EMPLOYED FULL-TIME	RETIRED	SOME OTHER JOB STATUS	UNEMPLOYED	EMPLOYED PART-TIME	OTHER	YES	NO
0 DAYS	8%	4%	10%	12%	-	9%	-	8%	10%	14%	-	10%	7%
1 - 2 DAYS	11%	11%	12%	8%	14%	13%	6%	17%	16%	-	-	-	14%
3 - 5 DAYS	12%	14%	10%	17%	-	13%	-	16%	11%	14%	29%	14%	12%
6 - 10 DAYS	22%	25%	18%	21%	29%	26%	20%	-	31%	16%	15%	9%	25%
MORE THAN 10 DAYS	30%	32%	27%	25%	44%	24%	49%	25%	21%	29%	56%	57%	23%
DON'T KNOW	17%	14%	23%	16%	14%	15%	25%	34%	11%	28%	-	9%	19%

	TOTAL RESPONSES (N=114)	REGION					SATISFACTION WITH THE MEDICAL CANNABIS PROGRAM IN NEW MEXICO			
		ABQ METRO	NORTH WEST	NORTH CENTRAL	LAS CRUCES/ SOUTH WEST	EASTSIDE	VERY SATISFIED	4	3	NOT SATISFIED
0 DAYS	8%	14%	-	-	9%	-	9%	5%	8%	-
1 - 2 DAYS	11%	8%	-	9%	9%	22%	15%	6%	13%	-
3 - 5 DAYS	12%	12%	-	-	14%	19%	10%	17%	13%	-
6 - 10 DAYS	22%	18%	20%	47%	14%	25%	21%	23%	17%	32%
MORE THAN 10 DAYS	30%	38%	39%	44%	20%	15%	25%	31%	35%	68%
DON'T KNOW	17%	12%	41%	-	33%	19%	21%	17%	14%	-

FLOWER OR BUD PRODUCTS THAT WERE DIFFICULT TO PURCHASE OR WERE NOT READILY AVAILABLE

AMONG THOSE UNABLE TO PURCHASE CANNABIS FLOWER OR BUD

QUESTION 8: ARE THERE ANY FLOWER OR BUD PRODUCTS YOU HAVE DIFFICULTY PURCHASING BECAUSE THEY ARE NOT READILY AVAILABLE FROM DISPENSARIES IN NEW MEXICO? (IF YES), WHICH ONES?

YES. (N=3)	EVERYTHING SEEMS TO HAVE A HIGH THC CONTENT. I WON'T SMOKE ANYTHING HIGHER THAN 19 (THC).	PRE-ROLLED.
NO, NONE IN PARTICULAR. (N=291)	GIRLS SCOUT COOKIE STRAIN.	RARE DARKNESS PURPLE RAIN.
DON'T KNOW (N=15)	GORILLA GLUE.	ROOTER ALIS STRAINS.
A LOT NOT AVAILABLE IN ROSWELL NEED MORE FLOWER BUD.	GORILLA. (N=2)	RUN OUT OF SALE CANNABIS.
APPLE APRICOT.	GREEN CRACK. (N=2)	SATIVA AND INDICA. (N=2)
BETTER PRICES OF PRODUCT IN BERNALILLO COUNTY THEN VALENCIA COUNTY. NOT AS GOOD QUALITY AS WELL.	HIGH CBD CONTENT.	SATIVA BUD.
BLUE CHEESE.	HIGH CBD FLOWER.	SATIVA. (N=9)
BLUE DREAM AND CINDERELLA.	HIGH CBD INDICA.	SCARLET BEGONIA, GOLDEN GOAT.
BLUE DREAM AND GIRL SCOUT COOKIES.	HIGH CBD. (N=2)	SEEDS FOR GROWING AND PLANTS.
BLUE DREAM NOT ALWAYS AVAILABLE.	HIGH THC.	SILVER KUSH.
BLUE DREAM. (N=2)	HYBRID DOMINATE 1/2 CBD AND 1/2 THC.	SOME SATIVA KIND.
BLUE GREEN STRAIN.	HYBRID. (N=5)	SOME SATIVA STRAINS.
BRUCE BANNER.	IN MY AREA WE HAVE A HARD TIME PURCHASING CLONES.	SOMETIMES OUT OF HIGH CBD.
CBD CAN ONLY BE SOLD FROM NEW MEXICO PRODUCERS.	INDICA FLOWER.	SOMETIMES GOES TO ABQ TO GET EDIBLES DON'T LIKE TO SMOKE.
CBD PRODUCTS BECAUSE NOW THEY ARE ONLY IN BOUTIQUE AND PRICE HAS GONE UP.	INDICA RUNS OUT. LABELED ORGANIC PRODUCT.	SPIDER SOMETHING.
CBD ROLL ON.	INDICA. (N=5)	STRAIGHT OG, GRANDDADDY KUSH.
CBD.	INDICA/HYBRID.	STRAINS.
CERTAIN STRAINS ARE NO LONGER AVAILABLE SUCH AS GORILLA.	INDIGO 19.	SUPER LEMON HAZE, ACAPULCO GOLD, JACK HAIRIER.
CERTAIN STRAINS NOT ALWAYS AVAILABLE.	INHALER.	THAI WEED.
CHEESE TRAIN HAZE.	IT HAS BEEN HARD GETTING CBD FLOWER.	THCV STRAINS.
CHERRY PIE.	I'VE HAD A HARD TIME GETTING SATIVA PRE-ROLLED JOINTS.	THE DISPENSARY I LIKE FOR EDIBLES DOES NOT CARRY THE LOW THC LEVEL I PREFER WHICH IS 14 OR LESS.
CLONES.	KEEP THE STRAINS ON HAND BECAUSE CERTAIN ONES WORK FOR ME; AND THEN IT'S GONE AND UNAVAILABLE FOR A LONG TIME.	THE GORILLA DOSHA IS HARD TO GET.
COLORADO EDIBLE.	KUSH BERRY.	THE LARGER VARIETY OF FLOWER - NOT ENOUGH INDICA TO CHOOSE FROM.
COLORADO HAS BETTER PRICES AND MUCH BETTER STOCK. THEY KNOW MORE AND ARE JUST FRIENDLIER. THE CONCENTRATE IS ALWAYS OUT OF STOCK HERE. IN COLORADO YOU CAN GET A FULL GRAM FOR 30-33 BUCKS. HERE LESS THAN A GRAM IS 45-50 BUCKS. IN COLORADO, 1 OZ. OF FLOWER TOP SHELVES IS \$120. HERE IT'S \$250-300.	LACK OF FLOWER PRODUCTS.	THE QUALITY OF FLOWER IS PACKAGED SEPARATELY, SO YOU HAVE TO PURCHASE A LOT OF INDIVIDUAL PACKAGES INSTEAD OF ONE PURCHASE WITH THE RIGHT AMOUNT I NEED.
COMPRESSED HASHISH.	LAUGHING BUDDA.	THEY ARE NOT KEEPING THE SAME STRAINS - SO YOU ALWAYS HAVE TO TRY SOMETHING NEW.
CONCENTRATES ARE LOW QUALITY - SHATTER AND CARTRIDGES NOT AS STRONG SPECIFIC AS IN CALIFORNIA. I'D LIKE TO KNOW WHAT I'M SMOKING.	LONG LEAF, GORILLA GLUE.	THEY CHANGE THE STRAINS AND HAVE TO TRY NEW STRAINS.
DIFFERENT STRAINS.	LULA BULA.	THEY DON'T ALWAYS HAVE THE SAME BRANDS.
DON'T KEEP THE SAME STRAINS IN STOCK HAVE TO TRY DIFFERENT ONES.	MOON ROCK. (N=3)	TRAIN WRECK FLOWER AND SOUR DIESEL FLOWER.
EDIBLES CONCENTRATE AND FLOWER.	MORE SATIVA.	ULTRA HEALTH.
	MORE SPECIALTY ITEMS. THE SELECTION IS A LITTLE PLAIN.	VAPORIZER PENS.
	NEW STRAINS COMING OUT OF COLORADO.	
	NOT A GREAT SELECTION IN THIS AREA.	
	OG 18.	
	OG KUSH.	
	ONE CALLED CINDERELLA 99.	

PURCHASES CONCENTRATES OR EXTRACTS

QUESTION 9: DO YOU PURCHASE CONCENTRATES OR EXTRACTS, SUCH AS KIEF (KEEF), SHATTER, TINCTURE (TINK-SHUR), WAX, VAPE CARTRIDGES, OR OTHERS?

	TOTAL SAMPLE (N=607)	GENDER		ETHNICITY		AGE				HOUSEHOLD INCOME				
		MALE	FEMALE	HISPANIC	ANGLO	18 TO 34 YEARS	35 TO 49 YEARS	50 TO 64 YEARS	65 YEARS AND OVER	LESS THAN \$20,000	\$20,000 TO \$39,999	\$40,000 TO \$59,999	\$60,000 TO \$79,999	\$80,000 AND OVER
Yes	53%	54%	53%	54%	54%	66%	60%	42%	48%	49%	53%	52%	70%	60%
No	46%	46%	47%	46%	46%	34%	40%	57%	52%	51%	45%	48%	30%	40%
DON'T KNOW	*	-	1%	*	-	-	-	1%	-	-	1%	-	-	-

	TOTAL SAMPLE (N=607)	EDUCATION				EMPLOYMENT STATUS						HAVE A PERSONAL PRODUCTION LICENSE, OR PPL	
		HIGH SCHOOL GRADUATE OR LESS	SOME COLLEGE/ ASSOCIATE	COLLEGE GRADUATE	GRADUATE DEGREE	EMPLOYED FULL-TIME	RETIRED	SOME OTHER JOB STATUS	UNEMPLOYED	EMPLOYED PART-TIME	OTHER	Yes	No
Yes	53%	49%	54%	59%	52%	59%	48%	47%	50%	55%	56%	53%	53%
No	46%	50%	46%	41%	48%	40%	52%	53%	50%	45%	44%	47%	46%
DON'T KNOW	*	1%	-	-	-	1%	1%	-	-	-	-	-	*

	TOTAL SAMPLE (N=607)	REGION					SATISFACTION WITH THE MEDICAL CANNABIS PROGRAM IN NEW MEXICO			
		ABQ METRO	NORTH WEST	NORTH CENTRAL	LAS CRUCES/ SOUTH WEST	EASTSIDE	VERY SATISFIED	4	3	NOT SATISFIED
Yes	53%	56%	44%	59%	52%	43%	52%	52%	62%	56%
No	46%	44%	56%	39%	48%	57%	48%	48%	38%	44%
DON'T KNOW	*	-	-	2%	-	-	1%	-	-	-

*LESS THAN 1% REPORTED.

AMOUNT OF CONCENTRATE OR EXTRACT PURCHASED IN A TYPICAL MONTH (BY UNITS)

AMONG THOSE WHO PURCHASE CONCENTRATES OR EXTRACTS

QUESTION 10: HOW MUCH CONCENTRATE OR EXTRACT DO YOU PURCHASE IN A TYPICAL MONTH?

	TOTAL RESPONSES (N=93)	GENDER		ETHNICITY		AGE				HOUSEHOLD INCOME				
		MALE	FEMALE	HISPANIC	ANGLO	18 TO 34 YEARS	35 TO 49 YEARS	50 TO 64 YEARS	65 YEARS AND OVER	LESS THAN \$20,000	\$20,000 TO \$39,999	\$40,000 TO \$59,999	\$60,000 TO \$79,999	\$80,000 AND OVER
0 - 1 UNIT	45%	44%	46%	35%	51%	32%	52%	47%	48%	14%	47%	66%	27%	64%
1.1 - 3 UNITS	36%	33%	38%	38%	34%	50%	24%	38%	33%	55%	34%	24%	54%	22%
3.1 - 8 UNITS	16%	17%	16%	21%	14%	14%	21%	15%	14%	31%	9%	10%	9%	14%
MORE THAN 8 UNITS	3%	6%	-	6%	2%	5%	3%	-	5%	-	9%	-	9%	-

	TOTAL RESPONSES (N=93)	EDUCATION				EMPLOYMENT STATUS						HAVE A PERSONAL PRODUCTION LICENSE, OR PPL	
		HIGH SCHOOL GRADUATE OR LESS	SOME COLLEGE/ ASSOCIATE	COLLEGE GRADUATE	GRADUATE DEGREE	EMPLOYED FULL-TIME	RETIRED	SOME OTHER JOB STATUS	UNEMPLOYED	EMPLOYED PART-TIME	OTHER	Yes	No
0 - 1 UNIT	45%	36%	32%	65%	58%	50%	57%	16%	27%	28%	74%	51%	44%
1.1 - 3 UNITS	36%	37%	41%	27%	42%	30%	31%	48%	63%	35%	-	39%	35%
3.1 - 8 UNITS	16%	23%	22%	8%	-	15%	8%	35%	10%	36%	26%	10%	17%
MORE THAN 8 UNITS	3%	5%	5%	-	-	6%	4%	-	-	-	-	-	3%

	TOTAL RESPONSES (N=93)	REGION					SATISFACTION WITH THE MEDICAL CANNABIS PROGRAM IN NEW MEXICO			
		ABQ METRO	NORTH WEST	NORTH CENTRAL	LAS CRUCES/ SOUTH WEST	EASTSIDE	VERY SATISFIED	4	3	NOT SATISFIED
0 - 1 UNIT	45%	57%	33%	38%	55%	-	45%	56%	24%	60%
1.1 - 3 UNITS	36%	28%	44%	29%	45%	86%	35%	25%	53%	19%
3.1 - 8 UNITS	16%	13%	23%	29%	-	-	16%	20%	15%	21%
MORE THAN 8 UNITS	3%	2%	-	4%	-	14%	4%	-	7%	-

AMOUNT OF CONCENTRATE OR EXTRACT PURCHASED IN A TYPICAL MONTH (BY MILLIGRAMS)

AMONG THOSE WHO PURCHASE CONCENTRATES OR EXTRACTS

QUESTION 10: HOW MUCH CONCENTRATE OR EXTRACT DO YOU PURCHASE IN A TYPICAL MONTH?

	TOTAL RESPONSES (N=139)	GENDER		ETHNICITY		AGE				HOUSEHOLD INCOME				
		MALE	FEMALE	HISPANIC	ANGLO	18 TO 34 YEARS	35 TO 49 YEARS	50 TO 64 YEARS	65 YEARS AND OVER	LESS THAN \$20,000	\$20,000 TO \$39,999	\$40,000 TO \$59,999	\$60,000 TO \$79,999	\$80,000 AND OVER
1-100 UNITS	7%	6%	9%	6%	7%	4%	5%	12%	18%	15%	8%	-	-	12%
101-200 UNITS	5%	-	10%	2%	8%	-	5%	9%	12%	3%	-	5%	6%	14%
201-300 UNITS	4%	6%	2%	5%	3%	-	7%	8%	6%	-	3%	-	12%	18%
301-600 UNITS	9%	7%	10%	8%	9%	13%	7%	4%	6%	17%	5%	14%	-	7%
601-1000 UNITS	30%	33%	25%	34%	25%	23%	35%	28%	41%	23%	28%	32%	31%	37%
1001-2000 UNITS	18%	16%	20%	21%	18%	24%	16%	16%	6%	12%	22%	18%	31%	6%
2001-4000 UNITS	12%	12%	12%	12%	11%	14%	14%	8%	5%	12%	20%	9%	6%	6%
MORE THAN 4000 UNITS	16%	18%	12%	13%	19%	22%	11%	16%	6%	18%	15%	22%	12%	-

	TOTAL RESPONSES (N=139)	EDUCATION				EMPLOYMENT STATUS						HAVE A PERSONAL PRODUCTION LICENSE, OR PPL	
		HIGH SCHOOL GRADUATE OR LESS	SOME COLLEGE/ ASSOCIATE	COLLEGE GRADUATE	GRADUATE DEGREE	EMPLOYED FULL-TIME	RETIRED	SOME OTHER JOB STATUS	UNEMPLOYED	EMPLOYED PART-TIME	OTHER	YES	NO
1-100 UNITS	7%	5%	4%	11%	20%	3%	20%	8%	11%	12%	-	13%	6%
101-200 UNITS	5%	-	7%	6%	10%	5%	10%	8%	-	-	-	-	5%
201-300 UNITS	4%	2%	2%	8%	9%	6%	10%	-	-	-	-	-	5%
301-600 UNITS	9%	15%	6%	6%	-	10%	-	-	10%	12%	23%	4%	9%
601-1000 UNITS	30%	30%	23%	30%	61%	29%	40%	30%	48%	-	10%	33%	29%
1001-2000 UNITS	18%	15%	26%	16%	-	20%	-	23%	16%	22%	23%	17%	18%
2001-4000 UNITS	12%	15%	11%	13%	-	13%	5%	15%	10%	33%	-	16%	11%
MORE THAN 4000 UNITS	16%	17%	21%	11%	-	14%	15%	16%	5%	21%	44%	16%	15%

	TOTAL RESPONSES (N=139)	REGION					SATISFACTION WITH THE MEDICAL CANNABIS PROGRAM IN NEW MEXICO			
		ABQ METRO	NORTH WEST	NORTH CENTRAL	LAS CRUCES/ SOUTH WEST	EASTSIDE	VERY SATISFIED	4	3	NOT SATISFIED
1-100 UNITS	7%	3%	-	23%	7%	12%	8%	8%	8%	-
101-200 UNITS	5%	4%	3%	12%	-	6%	5%	-	4%	30%
201-300 UNITS	4%	4%	-	5%	7%	-	6%	3%	4%	-
301-600 UNITS	9%	8%	69%	6%	10%	-	11%	2%	16%	-
601-1000 UNITS	30%	29%	-	33%	28%	40%	25%	33%	32%	55%
1001-2000 UNITS	18%	23%	31%	5%	17%	6%	18%	20%	16%	15%
2001-4000 UNITS	12%	14%	-	5%	14%	11%	12%	23%	-	-
MORE THAN 4000 UNITS	16%	15%	-	11%	17%	24%	17%	10%	20%	-

AMOUNT OF CONCENTRATE OR EXTRACT PURCHASED IN A TYPICAL MONTH
“OTHER” RESPONSES

AMONG THOSE WHO PURCHASE CONCENTRATES OR EXTRACTS

QUESTION 10: HOW MUCH CONCENTRATE OR EXTRACT DO YOU PURCHASE IN A TYPICAL MONTH?

BOTTLE(s)

- 1 2 OZ. BOTTLE (N=3)
- 1 BOTTLE.
- 1 OZ. EVERY 3 MONTHS.
- 1 OZ. (N=3)
- 1 OZ A MONTH CBD OIL.
- 1 SMALL BOTTLE. (N=2)
- 2 OZ. PER MONTH.
- 14 OZ. TINCTURE.
- 3 BOTTLES ABOUT 6 MONTHS.
- 4 BOTTLES.
- SMALL BOTTLE EVERY 3 MONTHS.

CARTRIDGE(s)

- 1 CARTRIDGE (N=6)
- 1 VAPE CARTRIDGE PER MONTH (N=2)
- 1 VAPE CARTRIDGE EVERY OTHER MONTH
- 2 CARTRIDGES PER YEAR.
- 2 CARTRIDGES.
- 2 CARTRIDGES VAPE.
- 2.2 GRAMS CARTRIDGE, 2 GRAMS SHATTER OR BUDDER
- 3 CARTRIDGES.

UNIT(s)

- 1 UNIT EVERY 3 MONTHS.
- 1.5 UNITS EVERY 6 MONTHS.

OTHER COMMENTS

- 1 CONTAINER CBD ONLY EVERY 3 MONTHS.
- 2 PACKS A MONTH.
- 2/3 DROPPER 1 TIME DAY.
- 3 GRAMS EVERY OTHER MONTH.
- BUY LIQUID EVERY 4-7 MONTHS. VAPE CARTRIDGE 1x/6 MONTHS.
- CBD OIL CON/HHC OINTMENT.
- DEPENDS.
- EVERY 3 MONTHS.
- IT IS THE LOWEST DOSE AVAILABLE. IT COMES IN A SMALL VIAL.
- IT VARIES.
- NOT MUCH ONLY ENOUGH TO TRY OUT.
- NOT MUCH.
- ONLY PURCHASED 2 TIMES IN LAST YEAR.
- PRE-PACK PEN.
- RARELY PURCHASE.
- VARIES ACCORDING TO PAIN LEVEL.
- VERY LITTLE.

AMOUNT OF CONCENTRATE OR EXTRACT CONSUMED IN A TYPICAL WEEK (IN UNITS)

AMONG THOSE WHO PURCHASE CONCENTRATES OR EXTRACTS

QUESTION 11: HOW MUCH CONCENTRATE OR EXTRACT DO YOU CONSUME IN A TYPICAL WEEK?

	TOTAL RESPONSES (N=70)	GENDER		ETHNICITY		AGE				HOUSEHOLD INCOME				
		MALE	FEMALE	HISPANIC	ANGLO	18 TO 34 YEARS	35 TO 49 YEARS	50 TO 64 YEARS	65 YEARS AND OVER	LESS THAN \$20,000	\$20,000 TO \$39,999	\$40,000 TO \$59,999	\$60,000 TO \$79,999	\$80,000 AND OVER
0 - .25 UNITS	43%	41%	46%	36%	56%	28%	41%	59%	47%	23%	48%	46%	21%	67%
.26 - .5 UNITS	17%	16%	19%	20%	13%	17%	18%	20%	13%	19%	18%	15%	39%	11%
MORE THAN .5 UNITS	40%	44%	35%	44%	31%	56%	41%	21%	41%	57%	34%	39%	40%	22%

	TOTAL RESPONSES (N=70)	EDUCATION				EMPLOYMENT STATUS						HAVE A PERSONAL PRODUCTION LICENSE, OR PPL	
		HIGH SCHOOL GRADUATE OR LESS	SOME COLLEGE/ ASSOCIATE	COLLEGE GRADUATE	GRADUATE DEGREE	EMPLOYED FULL-TIME	RETIRED	SOME OTHER JOB STATUS	UNEMPLOYED	EMPLOYED PART-TIME	OTHER	YES	NO
0 - .25 UNITS	43%	42%	24%	59%	74%	51%	54%	31%	35%	11%	59%	40%	43%
.26 - .5 UNITS	17%	18%	24%	13%	-	7%	13%	15%	26%	45%	-	20%	17%
MORE THAN .5 UNITS	40%	40%	52%	28%	26%	42%	34%	53%	38%	43%	41%	40%	40%

	TOTAL RESPONSES (N=70)	REGION					SATISFACTION WITH THE MEDICAL CANNABIS PROGRAM IN NEW MEXICO			
		ABQ METRO	NORTH WEST	NORTH CENTRAL	LAS CRUCES/ SOUTH WEST	EASTSIDE	VERY SATISFIED	4	3	NOT SATISFIED
0 - .25 UNITS	43%	47%	50%	28%	60%	39%	45%	45%	24%	49%
.26 - .5 UNITS	17%	18%	26%	11%	21%	20%	20%	-	22%	35%
MORE THAN .5 UNITS	40%	35%	24%	61%	19%	41%	35%	55%	54%	16%

AMOUNT OF CONCENTRATE OR EXTRACT CONSUMED IN A TYPICAL WEEK (IN MILLIGRAMS)

AMONG THOSE WHO PURCHASE CONCENTRATES OR EXTRACTS

QUESTION 11: HOW MUCH CONCENTRATE OR EXTRACT DO YOU CONSUME IN A TYPICAL WEEK?

	TOTAL RESPONSES (N=61)	GENDER		ETHNICITY		AGE				HOUSEHOLD INCOME				
		MALE	FEMALE	HISPANIC	ANGLO	18 TO 34 YEARS	35 TO 49 YEARS	50 TO 64 YEARS	65 YEARS AND OVER	LESS THAN \$20,000	\$20,000 TO \$39,999	\$40,000 TO \$59,999	\$60,000 TO \$79,999	\$80,000 AND OVER
0-1 MILLIGRAMS	11%	14%	8%	16%	9%	5%	14%	17%	10%	23%	6%	9%	-	-
1.1-10 MILLIGRAMS	9%	3%	16%	5%	13%	6%	5%	9%	24%	16%	7%	10%	-	9%
11-20 MILLIGRAMS	5%	6%	4%	13%	-	-	10%	8%	-	-	6%	-	20%	8%
21-100 MILLIGRAMS	17%	17%	16%	8%	19%	11%	14%	17%	33%	7%	7%	18%	19%	42%
101-250 MILLIGRAMS	24%	25%	24%	16%	33%	26%	28%	16%	22%	30%	12%	28%	20%	33%
251 MILLIGRAMS OR MORE	34%	36%	32%	42%	27%	52%	29%	33%	10%	23%	62%	35%	41%	8%

	TOTAL RESPONSES (N=61)	EDUCATION				EMPLOYMENT STATUS						HAVE A PERSONAL PRODUCTION LICENSE, OR PPL	
		HIGH SCHOOL GRADUATE OR LESS	SOME COLLEGE/ ASSOCIATE	COLLEGE GRADUATE	GRADUATE DEGREE	EMPLOYED FULL-TIME	RETIRED	SOME OTHER JOB STATUS	UNEMPLOYED	EMPLOYED PART-TIME	OTHER	YES	NO
0-1 MILLIGRAMS	11%	7%	21%	4%	29%	11%	-	-	26%	-	-	37%	6%
1.1-10 MILLIGRAMS	9%	7%	8%	8%	16%	3%	22%	-	12%	53%	-	-	11%
11-20 MILLIGRAMS	5%	-	-	8%	13%	9%	-	-	-	-	-	-	3%
21-100 MILLIGRAMS	17%	26%	8%	13%	28%	18%	39%	-	-	-	-	9%	8%
101-250 MILLIGRAMS	24%	13%	7%	44%	14%	23%	20%	31%	25%	-	65%	18%	26%
251 MILLIGRAMS OR MORE	34%	47%	57%	23%	-	35%	19%	69%	37%	47%	35%	36%	34%

	TOTAL RESPONSES (N=61)	REGION					SATISFACTION WITH THE MEDICAL CANNABIS PROGRAM IN NEW MEXICO			
		ABQ METRO	NORTH WEST	NORTH CENTRAL	LAS CRUCES/ SOUTH WEST	EASTSIDE	VERY SATISFIED	4	3	NOT SATISFIED
0-1 MILLIGRAMS	11%	7%	-	10%	16%	17%	17%	-	13%	-
1.1-10 MILLIGRAMS	9%	-	-	23%	11%	17%	11%	-	7%	-
11-20 MILLIGRAMS	5%	8%	-	10%	-	-	3%	7%	-	34%
21-100 MILLIGRAMS	17%	15%	-	34%	15%	-	20%	23%	8%	-
101-250 MILLIGRAMS	24%	31%	100%	11%	15%	33%	20%	23%	36%	32%
251 MILLIGRAMS OR MORE	34%	39%	-	10%	43%	33%	29%	47%	36%	35%

CONCENTRATES OR EXTRACTS TYPICALLY PURCHASED

AMONG THOSE WHO PURCHASE CONCENTRATES OR EXTRACTS
TOTAL RESPONSES (N=323)

QUESTION 12: WHAT CONCENTRATE OR EXTRACTS DO YOU TYPICALLY PURCHASE?

VAPE CARTRIDGES	49%
WAX/SUGAR WAX	22%
TINCTURE	18%
OIL	14%
CRUMBLE	6%
SHATTER	5%
BADDER/BUDDER	3%
KIEF	3%
RESIN/LIVE RESIN	3%
ROSIN	2%
NONE IN PARTICULAR	2%
HYBRID	2%
INDICA	2%
DON'T KNOW	1%
HASH/BUBBLE HARSH	1%
SATIVA	1%
TABLETS	*
TINCTURE IN OIL	*
ELEVATED INDIAN CARTRIDGE	*
CRYSTALS THC	*
THC 0.1%	*
CONCENTRATE	*
RSO	*
THICK LIKE HONEY (BLACK)	*
CAPSULES	*
BLUM	*
SUPPLIES FOR PLANTS	*
SUN BEAM EXTRACT	*
SILVER KUSH	*
SERING	*
BHANG CARTRIDGE	*
HIGH CBD	*
DIAMOND	*

*LESS THAN 1% REPORTED.

HAVE YOU EVER BEEN UNABLE TO PURCHASE CONCENTRATES OR EXTRACTS IN THE PAST 90 DAYS?

AMONG THOSE WHO PURCHASE CONCENTRATES OR EXTRACTS

QUESTION 13: HAVE YOU EVER BEEN UNABLE TO PURCHASE ANY CONCENTRATES OR EXTRACTS WITHIN THE LAST 90 DAYS BECAUSE IT WAS OUT OF STOCK?

	TOTAL RESPONSES (N=323)	GENDER		ETHNICITY		AGE				HOUSEHOLD INCOME				
		MALE	FEMALE	HISPANIC	ANGLO	18 TO 34 YEARS	35 TO 49 YEARS	50 TO 64 YEARS	65 YEARS AND OVER	LESS THAN \$20,000	\$20,000 TO \$39,999	\$40,000 TO \$59,999	\$60,000 TO \$79,999	\$80,000 AND OVER
Yes	24%	23%	26%	25%	24%	25%	35%	17%	16%	24%	23%	22%	23%	34%
No	75%	75%	74%	73%	76%	74%	64%	82%	83%	76%	75%	74%	74%	66%
DON'T KNOW	1%	2%	1%	2%	-	1%	1%	1%	2%	-	1%	4%	3%	-

	TOTAL RESPONSES (N=323)	EDUCATION				EMPLOYMENT STATUS						HAVE A PERSONAL PRODUCTION LICENSE, OR PPL	
		HIGH SCHOOL GRADUATE OR LESS	SOME COLLEGE/ ASSOCIATE	COLLEGE GRADUATE	GRADUATE DEGREE	EMPLOYED FULL-TIME	RETIRED	SOME OTHER JOB STATUS	UNEMPLOYED	EMPLOYED PART-TIME	OTHER	Yes	No
Yes	24%	26%	17%	29%	32%	25%	20%	26%	29%	28%	22%	22%	25%
No	75%	72%	82%	71%	65%	73%	79%	74%	71%	72%	78%	74%	75%
DON'T KNOW	1%	2%	1%	-	3%	2%	1%	-	-	-	-	4%	1%

	TOTAL RESPONSES (N=323)	REGION					SATISFACTION WITH THE MEDICAL CANNABIS PROGRAM IN NEW MEXICO			
		ABQ METRO	NORTH WEST	NORTH CENTRAL	LAS CRUCES/ SOUTH WEST	EASTSIDE	VERY SATISFIED	4	3	NOT SATISFIED
Yes	24%	24%	6%	20%	38%	23%	21%	32%	21%	22%
No	75%	76%	88%	80%	60%	72%	77%	68%	79%	72%
DON'T KNOW	1%	-	6%	-	2%	5%	2%	-	-	5%

NUMBER OF DAYS YOU HAD TO WAIT TO GET THE CONCENTRATE OR EXTRACT PRODUCTS

AMONG THOSE UNABLE TO PURCHASE CONCENTRATES OR EXTRACTS

QUESTION 14: APPROXIMATELY HOW LONG, IN DAYS, HAVE YOU HAD TO WAIT TO GET THE CONCENTRATE OR EXTRACT PRODUCTS YOU WANTED TO PURCHASE?

	TOTAL RESPONSES (N=78)	GENDER		ETHNICITY		AGE				HOUSEHOLD INCOME				
		MALE	FEMALE	HISPANIC	ANGLO	18 TO 34 YEARS	35 TO 49 YEARS	50 TO 64 YEARS	65 YEARS AND OVER	LESS THAN \$20,000	\$20,000 TO \$39,999	\$40,000 TO \$59,999	\$60,000 TO \$79,999	\$80,000 AND OVER
0 - 3 DAYS	21%	15%	26%	30%	8%	36%	22%	8%	-	18%	20%	25%	44%	14%
4 - 7 DAYS	29%	35%	24%	19%	38%	33%	26%	38%	20%	22%	34%	42%	34%	19%
8 - 15 DAYS	18%	15%	21%	16%	24%	17%	16%	24%	21%	16%	20%	9%	-	41%
16 DAYS OR MORE	21%	20%	21%	26%	18%	9%	29%	7%	30%	28%	15%	16%	22%	7%
DON'T KNOW/WON'T SAY	11%	15%	8%	10%	13%	4%	7%	22%	29%	17%	10%	8%	-	20%

	TOTAL RESPONSES (N=78)	EDUCATION				EMPLOYMENT STATUS						HAVE A PERSONAL PRODUCTION LICENSE, OR PPL	
		HIGH SCHOOL GRADUATE OR LESS	SOME COLLEGE/ ASSOCIATE	COLLEGE GRADUATE	GRADUATE DEGREE	EMPLOYED FULL-TIME	RETIRED	SOME OTHER JOB STATUS	UNEMPLOYED	EMPLOYED PART-TIME	OTHER	Yes	No
0 - 3 DAYS	21%	21%	26%	13%	28%	25%	-	12%	30%	42%	25%	10%	22%
4 - 7 DAYS	29%	33%	27%	33%	17%	30%	27%	21%	29%	29%	50%	30%	29%
8 - 15 DAYS	18%	16%	15%	18%	29%	21%	21%	11%	20%	-	25%	11%	19%
16 DAYS OR MORE	21%	13%	27%	33%	-	21%	20%	45%	10%	15%	-	19%	21%
DON'T KNOW/WON'T SAY	11%	17%	5%	4%	27%	3%	33%	10%	11%	14%	-	30%	9%

	TOTAL RESPONSES (N=78)	REGION					SATISFACTION WITH THE MEDICAL CANNABIS PROGRAM IN NEW MEXICO			
		ABQ METRO	NORTH WEST	NORTH CENTRAL	LAS CRUCES/ SOUTH WEST	EASTSIDE	VERY SATISFIED	4	3	NOT SATISFIED
0 - 3 DAYS	21%	24%	-	26%	16%	12%	23%	20%	20%	-
4 - 7 DAYS	29%	35%	100%	25%	21%	21%	27%	27%	41%	23%
8 - 15 DAYS	18%	11%	-	17%	26%	34%	20%	23%	10%	-
16 DAYS OR MORE	21%	19%	-	23%	21%	23%	19%	12%	30%	77%
DON'T KNOW/WON'T SAY	11%	11%	-	9%	15%	11%	11%	19%	-	-

CONCENTRATES OR EXTRACTS THAT ARE DIFFICULT TO PURCHASE DUE TO NOT BEING READILY AVAILABLE FROM DISPENSARIES

AMONG THOSE WHO PURCHASE CONCENTRATES OR EXTRACTS

TOTAL RESPONSES (N=323)

QUESTION 15: ARE THERE ANY CONCENTRATE OR EXTRACT PRODUCTS YOU HAVE HAD DIFFICULTY PURCHASING BECAUSE THEY ARE NOT READILY AVAILABLE FROM DISPENSARIES IN NEW MEXICO? (IF YES), WHICH ONES?

VAPE CARTRIDGES	7%	SPECIFIC STRAINS ARE NOT ALWAYS AVAILABLE	*
OIL	6%	CBD WITH THC	*
TINCTURE	4%	BLUE DREAM CARTRIDGES	*
WAX/SUGAR WAX	2%	PLATINUM GARLIC	*
SHATTER	1%	JUICE	*
MOON ROCKS	1%	BLUM	*
CRUMBLE	*	CERTAIN STRAINS	*
LOOKING FOR SOMETHING WITH CBD, CBDA, THC AND THC A	*	SELECTION A LITTLE GENERIC	*
DIFFERENT POTENCY	*	LUKE SKYWALKER	*
CERTAIN STRAINS FOR VAPE CARTRIDGES	*	INDICA FLOWER	*
TINCTURE INDICA	*	CHOCOLATE	*
GORILLA GLUE VAPE	*	CBD ROLL ON	*
IT'S HARD TO GET ANYTHING	*	PRODUCT HIGHER THAN 70%	*
PRE MIXED CBD	*	NATURAL NOT PROCESSED USING CHEMICALS	*
THC TINCTURE	*	MINERVA VAPE	*
KIEF	*	SATIVA - CONCENTRATED	*
ROSIN	*	NONE IN PARTICULAR	71%
LEMON FAVOR TINCTURE	*	DON'T KNOW	2%
INDICA - PLAIN UNFLAVORED	*		
ARIKA	*		

DO YOU PURCHASE EDIBLES?

QUESTION 16: DO YOU PURCHASE EDIBLES?

	TOTAL SAMPLE (N=607)	GENDER		ETHNICITY		AGE				HOUSEHOLD INCOME				
		MALE	FEMALE	HISPANIC	ANGLO	18 TO 34 YEARS	35 TO 49 YEARS	50 TO 64 YEARS	65 YEARS AND OVER	LESS THAN \$20,000	\$20,000 TO \$39,999	\$40,000 TO \$59,999	\$60,000 TO \$79,999	\$80,000 AND OVER
Yes	61%	56%	65%	59%	63%	61%	62%	58%	62%	56%	56%	68%	61%	74%
No	39%	44%	35%	41%	37%	39%	38%	42%	38%	44%	44%	32%	39%	26%

	TOTAL SAMPLE (N=607)	EDUCATION				EMPLOYMENT STATUS						HAVE A PERSONAL PRODUCTION LICENSE, OR PPL	
		HIGH SCHOOL GRADUATE OR LESS	SOME COLLEGE/ ASSOCIATE	COLLEGE GRADUATE	GRADUATE DEGREE	EMPLOYED FULL-TIME	RETIRED	SOME OTHER JOB STATUS	UNEMPLOYED	EMPLOYED PART-TIME	OTHER	Yes	No
Yes	61%	56%	59%	66%	69%	63%	64%	63%	47%	56%	66%	56%	62%
No	39%	44%	41%	34%	31%	37%	36%	37%	53%	44%	34%	44%	38%

	TOTAL SAMPLE (N=607)	REGION					SATISFACTION WITH THE MEDICAL CANNABIS PROGRAM IN NEW MEXICO			
		ABQ METRO	NORTH WEST	NORTH CENTRAL	LAS CRUCES/ SOUTH WEST	EASTSIDE	VERY SATISFIED	4	3	NOT SATISFIED
Yes	61%	63%	46%	59%	62%	61%	60%	66%	57%	59%
No	39%	37%	54%	41%	38%	39%	40%	34%	43%	41%

EDIBLES PURCHASED IN A TYPICAL MONTH (IN UNITS)

AMONG THOSE WHO PURCHASE EDIBLE PRODUCTS

QUESTION 17: HOW MANY MILLIGRAMS OR UNITS OF EDIBLES DO YOU PURCHASE IN A TYPICAL MONTH?

	TOTAL RESPONSES (N=109)	GENDER		ETHNICITY		AGE				HOUSEHOLD INCOME				
		MALE	FEMALE	HISPANIC	ANGLO	18 TO 34 YEARS	35 TO 49 YEARS	50 TO 64 YEARS	65 YEARS AND OVER	LESS THAN \$20,000	\$20,000 TO \$39,999	\$40,000 TO \$59,999	\$60,000 TO \$79,999	\$80,000 AND OVER
0 - 1 UNITS	34%	33%	36%	42%	33%	33%	39%	34%	32%	42%	25%	40%	34%	27%
2 - 4 UNITS	30%	33%	28%	34%	24%	40%	27%	23%	27%	40%	26%	24%	33%	14%
5 - 10 UNITS	18%	20%	16%	14%	19%	10%	15%	31%	16%	8%	30%	12%	22%	44%
11 UNITS OR MORE	18%	15%	20%	11%	23%	17%	19%	11%	25%	11%	19%	24%	11%	16%

	TOTAL RESPONSES (N=109)	EDUCATION				EMPLOYMENT STATUS						HAVE A PERSONAL PRODUCTION LICENSE, OR PPL	
		HIGH SCHOOL GRADUATE OR LESS	SOME COLLEGE/ ASSOCIATE	COLLEGE GRADUATE	GRADUATE DEGREE	EMPLOYED FULL-TIME	RETIRED	SOME OTHER JOB STATUS	UNEMPLOYED	EMPLOYED PART-TIME	OTHER	Yes	No
0 - 1 UNITS	34%	33%	41%	31%	26%	30%	38%	44%	17%	23%	49%	40%	33%
2 - 4 UNITS	30%	48%	13%	28%	40%	22%	34%	22%	66%	34%	51%	20%	32%
5 - 10 UNITS	18%	9%	21%	20%	25%	30%	7%	17%	-	23%	-	27%	16%
11 UNITS OR MORE	18%	10%	25%	20%	9%	18%	21%	16%	17%	21%	-	13%	18%

	TOTAL RESPONSES (N=109)	REGION					SATISFACTION WITH THE MEDICAL CANNABIS PROGRAM IN NEW MEXICO			
		ABQ METRO	NORTH WEST	NORTH CENTRAL	LAS CRUCES/ SOUTH WEST	EASTSIDE	VERY SATISFIED	4	3	NOT SATISFIED
0 - 1 UNITS	34%	31%	59%	27%	50%	32%	30%	38%	37%	50%
2 - 4 UNITS	30%	42%	-	23%	37%	15%	36%	35%	16%	-
5 - 10 UNITS	18%	8%	21%	31%	7%	32%	16%	16%	17%	50%
11 UNITS OR MORE	18%	19%	21%	19%	7%	21%	18%	12%	30%	-

EDIBLES PURCHASED IN A TYPICAL MONTH (IN MILLIGRAMS)

AMONG THOSE WHO PURCHASE EDIBLE PRODUCTS

QUESTION 17: HOW MANY MILLIGRAMS OR UNITS OF EDIBLES DO YOU PURCHASE IN A TYPICAL MONTH?

	TOTAL RESPONSES (N=146)	GENDER		ETHNICITY		AGE				HOUSEHOLD INCOME				
		MALE	FEMALE	HISPANIC	ANGLO	18 TO 34 YEARS	35 TO 49 YEARS	50 TO 64 YEARS	65 YEARS AND OVER	LESS THAN \$20,000	\$20,000 TO \$39,999	\$40,000 TO \$59,999	\$60,000 TO \$79,999	\$80,000 AND OVER
0 - 5 MILLIGRAMS	5%	4%	6%	9%	1%	-	14%	3%	-	10%	6%	-	8%	3%
6 - 20 MILLIGRAMS	6%	-	12%	6%	4%	5%	4%	9%	5%	10%	3%	7%	-	4%
21 - 40 MILLIGRAMS	3%	3%	4%	2%	3%	2%	4%	3%	4%	3%	-	7%	8%	3%
41 - 60 MILLIGRAMS	8%	4%	12%	8%	7%	10%	11%	3%	5%	14%	3%	11%	-	7%
61 - 100 MILLIGRAMS	14%	13%	16%	16%	16%	11%	7%	21%	26%	10%	9%	14%	7%	23%
101 - 200 MILLIGRAMS	23%	26%	20%	19%	26%	21%	26%	26%	17%	30%	23%	14%	24%	26%
201 MILLIGRAMS OR MORE	41%	50%	31%	41%	43%	51%	35%	35%	43%	23%	56%	48%	53%	33%

	TOTAL RESPONSES (N=146)	EDUCATION				EMPLOYMENT STATUS						HAVE A PERSONAL PRODUCTION LICENSE, OR PPL	
		HIGH SCHOOL GRADUATE OR LESS	SOME COLLEGE/ ASSOCIATE	COLLEGE GRADUATE	GRADUATE DEGREE	EMPLOYED FULL-TIME	RETIRED	SOME OTHER JOB STATUS	UNEMPLOYED	EMPLOYED PART-TIME	OTHER	YES	NO
0 - 5 MILLIGRAMS	5%	9%	5%	2%	-	5%	-	8%	-	12%	20%	9%	4%
6 - 20 MILLIGRAMS	6%	7%	5%	7%	-	2%	6%	26%	7%	-	10%	-	7%
21 - 40 MILLIGRAMS	3%	2%	-	9%	-	5%	3%	8%	-	-	-	5%	3%
41 - 60 MILLIGRAMS	8%	10%	5%	9%	6%	10%	3%	9%	7%	11%	11%	5%	8%
61 - 100 MILLIGRAMS	14%	16%	7%	17%	23%	15%	19%	9%	20%	-	9%	23%	13%
101 - 200 MILLIGRAMS	23%	13%	28%	27%	24%	17%	23%	17%	33%	33%	39%	14%	25%
201 MILLIGRAMS OR MORE	41%	41%	51%	28%	47%	47%	46%	24%	33%	44%	10%	45%	40%

	TOTAL RESPONSES (N=146)	REGION					SATISFACTION WITH THE MEDICAL CANNABIS PROGRAM IN NEW MEXICO			
		ABQ METRO	NORTH WEST	NORTH CENTRAL	LAS CRUCES/ SOUTH WEST	EASTSIDE	VERY SATISFIED	4	3	NOT SATISFIED
0 - 5 MILLIGRAMS	5%	3%	-	7%	11%	6%	4%	5%	12%	-
6 - 20 MILLIGRAMS	6%	7%	-	11%	-	-	4%	7%	15%	-
21 - 40 MILLIGRAMS	3%	6%	-	-	-	-	5%	2%	-	-
41 - 60 MILLIGRAMS	8%	7%	-	11%	10%	7%	10%	7%	7%	-
61 - 100 MILLIGRAMS	14%	15%	-	14%	21%	7%	15%	14%	14%	10%
101 - 200 MILLIGRAMS	23%	20%	51%	7%	31%	48%	18%	30%	14%	40%
201 MILLIGRAMS OR MORE	41%	42%	49%	49%	26%	32%	44%	34%	39%	50%

EDIBLES PURCHASED IN A TYPICAL MONTH
“OTHER” RESPONSES

AMONG THOSE WHO PURCHASE EDIBLE PRODUCTS

QUESTION 17: HOW MANY MILLIGRAMS OR UNITS OF EDIBLES DO YOU PURCHASE IN A TYPICAL MONTH?

- \$45-\$50
- \$50
- 1 BAG OF 50 CHOCOLATES (1 1/2 INCH IN DIA.)
- 1 BAG OF COOKIES.
- 1 BOX (8-10) COOKIES.
- 1 BOX.
- 1 CHOCOLATE BAR/MONTH - 200 GRAMS.
- 1 COOKIE AND 1 BAG GUMMIES.
- 1 COOKIE EACH MONTH.
- 1 COOKIE.
- 1 GRAM/BOX AND USUALLY GETS 4 BOXES.
- 1 PACK (5).
- 1 PACK GUMMIES.
- 1 PACK.
- 1 PACKAGE AT A TIME.
- 1 UNIT IN 2 MONTHS.
- 1 UNIT PURCHASED ONLY ONE TIME.
- 1-2 CANDY BARS PER MONTH/COOKIES/CANDY WHAT'S ON SALE.
- 1-2 PKGS/MONTH
- 16 OUNCES.
- 2 BAGS GUMMIES, 1 BROWNIE.
- 2 BAGS GUMMIES, 2 COOKIES.
- 2 BARS
- 2 BROWNIES.
- 2 CANDY BARS AND 2 SMALL BOTTLE OF HONEY.
- 2 LITTLE BAGS.
- 2 PIECES OF FUDGE.
- 2 PKGS.
- 3 - 4 SUCKERS OR 1 COOKIE.
- 3 GRAM BAG.
- 3 GUMMIES IN ENTIRE YEAR.
- 3 PACK OF CHOCOLATE, COOKIES, CARAMELS.
- 3 PACKETS PER YEAR.
- 4 COOKIES.
- 4 OR 5 BARS.
- 4 PACKS.
- 4 PCS (PACK).
- 4-6 PACKAGES - 8 PIECES PER BOX.
- 5 COOKIES.
- 6-8 BARS.
- 8 DRINKS, 8 BARS.
- 9 BARS
- A BAG OF CANDY A MONTH.
- A PACK.
- A PACKAGE OF 6 INDIVIDUAL GUMMIES.
- A SUCKER OR CANDY BAR EACH TIME.
- CHOCOLATE BAR.
- DEPENDS. (N=2)
- JUST WHAT I NEED.
- LESS THAN GRAM.
- NOT A LOT.
- OCCASIONALLY
- ONLY IF COOKIE IS AVAILABLE.
- SMALL CHUNK
- VARIES (COST)
- VARIES.
- VERY INFREQUENTLY SO NO TYPICALLY MONTHLY AMOUNT. PROBABLY 40 MIL IN STOCK.
- VERY RARELY.
- WHATEVER WAS ON SALE.

EDIBLES CONSUMED IN A TYPICAL WEEK (IN UNITS)

AMONG THOSE WHO PURCHASE EDIBLE PRODUCTS

QUESTION 18: HOW MANY MILLIGRAMS OR UNITS OF EDIBLES DO YOU CONSUME IN A TYPICAL WEEK?

	TOTAL RESPONSES (N=86)	GENDER		ETHNICITY		AGE				HOUSEHOLD INCOME				
		MALE	FEMALE	HISPANIC	ANGLO	18 TO 34 YEARS	35 TO 49 YEARS	50 TO 64 YEARS	65 YEARS AND OVER	LESS THAN \$20,000	\$20,000 TO \$39,999	\$40,000 TO \$59,999	\$60,000 TO \$79,999	\$80,000 AND OVER
0 - 1 UNITS	65%	61%	68%	55%	68%	73%	50%	79%	54%	81%	51%	50%	57%	70%
1.1 - 5 UNITS	19%	25%	14%	35%	9%	18%	35%	8%	15%	7%	39%	14%	15%	16%
5.1 UNITS OR MORE	17%	14%	19%	10%	23%	9%	15%	13%	31%	11%	10%	36%	29%	14%

	TOTAL RESPONSES (N=86)	EDUCATION				EMPLOYMENT STATUS						HAVE A PERSONAL PRODUCTION LICENSE, OR PPL	
		HIGH SCHOOL GRADUATE OR LESS	SOME COLLEGE/ ASSOCIATE	COLLEGE GRADUATE	GRADUATE DEGREE	EMPLOYED FULL-TIME	RETIRED	SOME OTHER JOB STATUS	UNEMPLOYED	EMPLOYED PART-TIME	OTHER	YES	NO
0 - 1 UNITS	65%	69%	64%	56%	80%	58%	64%	66%	81%	67%	75%	72%	63%
1.1 - 5 UNITS	19%	24%	18%	13%	20%	26%	10%	20%	19%	21%	-	21%	18%
5.1 UNITS OR MORE	17%	7%	18%	31%	-	16%	26%	14%	-	11%	25%	7%	19%

	TOTAL RESPONSES (N=86)	REGION					SATISFACTION WITH THE MEDICAL CANNABIS PROGRAM IN NEW MEXICO			
		ABQ METRO	NORTH WEST	NORTH CENTRAL	LAS CRUCES/ SOUTH WEST	EASTSIDE	VERY SATISFIED	4	3	NOT SATISFIED
0 - 1 UNITS	65%	68%	100%	47%	84%	55%	59%	84%	55%	100%
1.1 - 5 UNITS	19%	17%	-	29%	7%	22%	23%	11%	13%	-
5.1 UNITS OR MORE	17%	15%	-	24%	8%	22%	18%	5%	33%	-

EDIBLES CONSUMED IN A TYPICAL WEEK (IN MILLIGRAMS)

AMONG THOSE WHO PURCHASE EDIBLE PRODUCTS

QUESTION 18: HOW MANY MILLIGRAMS OR UNITS OF EDIBLES DO YOU CONSUME IN A TYPICAL WEEK?

	TOTAL RESPONSES (N=139)	GENDER		ETHNICITY		AGE				HOUSEHOLD INCOME				
		MALE	FEMALE	HISPANIC	ANGLO	18 TO 34 YEARS	35 TO 49 YEARS	50 TO 64 YEARS	65 YEARS AND OVER	LESS THAN \$20,000	\$20,000 TO \$39,999	\$40,000 TO \$59,999	\$60,000 TO \$79,999	\$80,000 AND OVER
0 - 5 MILLIGRAMS	12%	9%	15%	11%	12%	10%	20%	6%	10%	8%	16%	10%	8%	15%
6 - 10 MILLIGRAMS	10%	4%	15%	5%	9%	9%	5%	9%	19%	20%	-	17%	9%	7%
11 - 20 MILLIGRAMS	9%	7%	10%	4%	10%	10%	2%	9%	18%	20%	9%	-	17%	-
21 - 40 MILLIGRAMS	15%	15%	15%	28%	11%	14%	20%	14%	9%	12%	15%	20%	16%	14%
41 - 70 MILLIGRAMS	17%	18%	16%	19%	17%	7%	26%	21%	13%	12%	18%	14%	-	32%
71 MILLIGRAMS OR MORE	38%	47%	30%	33%	41%	50%	27%	41%	31%	28%	42%	40%	50%	32%

	TOTAL RESPONSES (N=139)	EDUCATION				EMPLOYMENT STATUS						HAVE A PERSONAL PRODUCTION LICENSE, OR PPL	
		HIGH SCHOOL GRADUATE OR LESS	SOME COLLEGE/ ASSOCIATE	COLLEGE GRADUATE	GRADUATE DEGREE	EMPLOYED FULL-TIME	RETIRED	SOME OTHER JOB STATUS	UNEMPLOYED	EMPLOYED PART-TIME	OTHER	YES	NO
0 - 5 MILLIGRAMS	12%	9%	14%	15%	6%	13%	9%	-	15%	17%	23%	16%	11%
6 - 10 MILLIGRAMS	10%	10%	5%	15%	6%	11%	9%	30%	-	-	-	11%	9%
11 - 20 MILLIGRAMS	9%	10%	10%	7%	6%	6%	14%	10%	7%	17%	-	-	10%
21 - 40 MILLIGRAMS	15%	7%	16%	19%	22%	16%	11%	20%	-	35%	33%	26%	13%
41 - 70 MILLIGRAMS	17%	19%	8%	19%	28%	13%	21%	10%	35%	16%	11%	16%	17%
71 MILLIGRAMS OR MORE	38%	45%	47%	25%	33%	41%	37%	30%	43%	15%	33%	31%	39%

	TOTAL RESPONSES (N=139)	REGION					SATISFACTION WITH THE MEDICAL CANNABIS PROGRAM IN NEW MEXICO			
		ABQ METRO	NORTH WEST	NORTH CENTRAL	LAS CRUCES/ SOUTH WEST	EASTSIDE	VERY SATISFIED	4	3	NOT SATISFIED
0 - 5 MILLIGRAMS	12%	6%	-	16%	16%	31%	8%	16%	29%	-
6 - 10 MILLIGRAMS	10%	11%	17%	12%	-	7%	14%	-	21%	-
11 - 20 MILLIGRAMS	9%	11%	16%	4%	10%	-	7%	8%	14%	9%
21 - 40 MILLIGRAMS	15%	11%	17%	4%	31%	32%	10%	20%	15%	36%
41 - 70 MILLIGRAMS	17%	22%	17%	12%	11%	12%	19%	20%	-	18%
71 MILLIGRAMS OR MORE	38%	39%	32%	52%	31%	18%	41%	38%	21%	37%

EDIBLES CONSUMED IN A TYPICAL MONTH
“OTHER” RESPONSES

AMONG THOSE WHO PURCHASE EDIBLE PRODUCTS

QUESTION 18: HOW MANY MILLIGRAMS OR UNITS OF EDIBLES DO YOU CONSUME IN A TYPICAL WEEK?

1 CANDY PER WEEK.
1 COOKIE AND 1/4 OF BAG OF GUMMIES.
1 COOKIE.
1 COOKIE/WEEK.
1 CUBE.
1 EVERY 2 MONTHS.
1 FULL BOX A WEEK.
1 INDIVIDUAL GUMMY.
1 OR 2 PIECES.
1 PIECE AT NIGHT THUMBNAIL SIZE.
1 SQUARE PER WEEK.
1 SQUARE/NIGHT, 2 DRINKS.
1 SUCKER OR 1 COOKIE.
1/2 CANDY BAR AND 3 TEASPOONS OF HONEY.
1/2 COOKIE PER WEEK.
1/2 COOKIE.
1/2 GUMMY.
1/2 OF SQUARE.
1/2 OF THOSE CANDIES.
1/2 PACKAGE/WEEK.
1/2 PIECE OF FUDGE.
1/2 SQUARE.
1/4 BAG GUMMIES, 1/4 BROWNIE.
1/4 BAG GUMMIES, 1/4 COOKIE.
1/4 COOKIE.
1/4 OF A PACK.
1/4 TO 1/8 OF COOKIE OR HARD CANDY.
1/8 OF PKG. PER WEEK.
2 BARS LAST 3 MONTHS.

2 BROWNIES.
2 COOKIES.
2 GUMMIES CUT UP IN HALF.
28 CHOCOLATES 1 1/2 INCH IN DIAMETER
3 GUMMIES IN A YEAR.
3-4 SQUARES.
4 OUNCES.
52 OZ.
DEPENDS. (N=4)
GOT SO HIGH!!! THREW IT AWAY.
GUMMIES.
IT VARIES - DEPENDS ON HOW I FEEL.
JUST HAD IT THE ONE TIME.
MAYBE 1 COOKIE.
MAYBE 3 PARTIAL PIECES.
NIBBLES EVERY DAY.
NOT MUCH/A LOT. (N=3)
OCCASIONALLY.
ONE PRODUCT PER MONTH IS CONSUMED SHORTLY AFTER PURCHASE
SMALL AMOUNT.
USE BAG DURING MONTH.
VARIES. (N=3)
VERY FEW.
VERY RARELY.
VERY SELDOM.
VERY SMALL.
WHOLE PACK, IF NEEDED.

EDIBLE PRODUCTS TYPICALLY PURCHASED
AMONG THOSE WHO PURCHASE EDIBLE PRODUCTS
TOTAL RESPONSES (N=369)

QUESTION 19: WHAT EDIBLE PRODUCTS DO YOU TYPICALLY PURCHASE?

CHOCOLATES/BARS	44%
GUMMIES	39%
BROWNIES/COOKIES	32%
HARD CANDY	23%
SUCKERS/LOLLIPOPS	9%
JUICE/DRINKS	5%
HONEY	4%
CAKE/POPS	1%
CHEESE CAKE	1%
CARMEL CANDY	1%
CHEESE NIPS	1%
TINCTURE	*
CHIPS	*
LEMON PIES	*
LEMON BARS	*
GRANOLA BARS	*
MOUNTAINS	*
NUGGETS	*
DESERTS	*
LOZENGE	*
PECANS	*
DEPENDS WHAT DISPENSARY HAS	*
MINERVA CANA	*
RSO	*
DEPENDS ON THE DISPENSARY	*
VERDES PRODUCTS	*
BUDDER	*
FUDGE	*
NONE IN PARTICULAR	2%

*LESS THAN 1% REPORTED.

HAVE YOU EVER BEEN UNABLE TO PURCHASE ANY EDIBLE PRODUCTS IN THE PAST 90 DAYS?

AMONG THOSE WHO PURCHASE EDIBLE PRODUCTS

QUESTION 20: HAVE YOU EVER BEEN UNABLE TO PURCHASE ANY EDIBLE PRODUCTS WITHIN THE LAST 90 DAYS BECAUSE THEY WERE OUT OF STOCK?

	TOTAL RESPONSES (N=369)	GENDER		ETHNICITY		AGE				HOUSEHOLD INCOME				
		MALE	FEMALE	HISPANIC	ANGLO	18 TO 34 YEARS	35 TO 49 YEARS	50 TO 64 YEARS	65 YEARS AND OVER	LESS THAN \$20,000	\$20,000 TO \$39,999	\$40,000 TO \$59,999	\$60,000 TO \$79,999	\$80,000 AND OVER
Yes	27%	26%	29%	23%	30%	23%	36%	25%	23%	25%	25%	28%	33%	31%
No	72%	73%	70%	75%	68%	75%	64%	75%	72%	75%	74%	67%	67%	69%
DON'T KNOW	1%	2%	1%	1%	2%	1%	-	-	5%	-	1%	4%	-	-

	TOTAL RESPONSES (N=369)	EDUCATION				EMPLOYMENT STATUS						HAVE A PERSONAL PRODUCTION LICENSE, OR PPL	
		HIGH SCHOOL GRADUATE OR LESS	SOME COLLEGE/ ASSOCIATE	COLLEGE GRADUATE	GRADUATE DEGREE	EMPLOYED FULL-TIME	RETIRED	SOME OTHER JOB STATUS	UNEMPLOYED	EMPLOYED PART-TIME	OTHER	Yes	No
Yes	27%	29%	27%	23%	33%	33%	25%	13%	24%	32%	29%	30%	27%
No	72%	70%	73%	73%	67%	67%	71%	87%	76%	68%	66%	67%	72%
DON'T KNOW	1%	1%	-	4%	-	-	4%	-	-	-	5%	2%	1%

	TOTAL RESPONSES (N=369)	REGION					SATISFACTION WITH THE MEDICAL CANNABIS PROGRAM IN NEW MEXICO			
		ABQ METRO	NORTH WEST	NORTH CENTRAL	LAS CRUCES/ SOUTH WEST	EASTSIDE	VERY SATISFIED	4	3	NOT SATISFIED
Yes	27%	27%	39%	17%	27%	37%	24%	27%	36%	36%
No	72%	72%	61%	82%	73%	61%	75%	71%	64%	58%
DON'T KNOW	1%	2%	-	2%	-	2%	1%	2%	-	5%

APPROXIMATE NUMBER OF DAYS YOU HAD TO WAIT TO GET THE EDIBLE PRODUCTS

AMONG THOSE WHO UNABLE TO PURCHASE EDIBLE PRODUCTS IN THE PAST 90 DAYS

QUESTION 21: APPROXIMATELY HOW LONG, IN DAYS, HAVE YOU HAD TO WAIT TO GET THE EDIBLE PRODUCTS YOU WANTED TO PURCHASE?

	TOTAL RESPONSES (N=100)	GENDER		ETHNICITY		AGE				HOUSEHOLD INCOME				
		MALE	FEMALE	HISPANIC	ANGLO	18 TO 34 YEARS	35 TO 49 YEARS	50 TO 64 YEARS	65 YEARS AND OVER	LESS THAN \$20,000	\$20,000 TO \$39,999	\$40,000 TO \$59,999	\$60,000 TO \$79,999	\$80,000 AND OVER
0 DAYS	4%	4%	4%	9%	-	5%	3%	4%	5%	-	4%	10%	-	7%
1 - 3 DAYS	8%	6%	9%	-	12%	5%	9%	8%	10%	5%	-	15%	18%	12%
4 - 7 DAYS	31%	34%	28%	31%	28%	35%	26%	37%	27%	32%	49%	35%	8%	24%
8 - 14 DAYS	18%	17%	19%	29%	15%	25%	31%	7%	5%	9%	18%	10%	19%	35%
15 - 30 DAYS	12%	13%	11%	12%	14%	15%	9%	15%	10%	9%	18%	-	18%	17%
30 DAYS OR MORE	5%	4%	6%	6%	4%	-	6%	4%	11%	5%	-	16%	-	-
DON'T KNOW/WON'T SAY	22%	21%	22%	12%	26%	14%	15%	26%	32%	40%	10%	15%	36%	6%

	TOTAL RESPONSES (N=100)	EDUCATION				EMPLOYMENT STATUS						HAVE A PERSONAL PRODUCTION LICENSE, OR PPL	
		HIGH SCHOOL GRADUATE OR LESS	SOME COLLEGE/ ASSOCIATE	COLLEGE GRADUATE	GRADUATE DEGREE	EMPLOYED FULL-TIME	RETIRED	SOME OTHER JOB STATUS	UNEMPLOYED	EMPLOYED PART-TIME	OTHER	Yes	No
0 DAYS	4%	3%	-	-	20%	2%	4%	-	-	12%	16%	-	5%
1 - 3 DAYS	8%	6%	12%	10%	-	9%	12%	-	13%	-	-	-	9%
4 - 7 DAYS	31%	29%	33%	38%	20%	36%	35%	-	36%	14%	16%	33%	30%
8 - 14 DAYS	18%	16%	13%	19%	33%	22%	8%	-	-	37%	50%	6%	20%
15 - 30 DAYS	12%	16%	15%	10%	-	11%	15%	-	25%	12%	-	14%	12%
30 DAYS OR MORE	5%	3%	6%	5%	7%	4%	4%	-	13%	13%	-	14%	4%
DON'T KNOW/WON'T SAY	22%	26%	21%	19%	20%	15%	23%	100%	12%	12%	17%	34%	20%

	TOTAL RESPONSES (N=100)	REGION					SATISFACTION WITH THE MEDICAL CANNABIS PROGRAM IN NEW MEXICO			
		ABQ METRO	NORTH WEST	NORTH CENTRAL	LAS CRUCES/ SOUTH WEST	EASTSIDE	VERY SATISFIED	4	3	NOT SATISFIED
0 DAYS	4%	4%	-	10%	6%	-	4%	3%	6%	-
1 - 3 DAYS	8%	8%	15%	-	7%	10%	11%	7%	-	-
4 - 7 DAYS	31%	40%	28%	41%	19%	15%	35%	24%	31%	28%
8 - 14 DAYS	18%	17%	-	20%	25%	20%	17%	26%	12%	14%
15 - 30 DAYS	12%	6%	-	-	25%	25%	4%	18%	19%	29%
30 DAYS OR MORE	5%	2%	14%	10%	7%	5%	2%	7%	13%	-
DON'T KNOW/WON'T SAY	22%	21%	43%	19%	12%	25%	27%	15%	18%	29%

EDIBLE PRODUCTS THAT ARE DIFFICULT TO PURCHASE DUE TO NOT BEING READILY AVAILABLE FROM DISPENSARIES IN NM

AMONG THOSE WHO PURCHASE EDIBLE PRODUCTS

TOTAL RESPONSES (N=369)

QUESTION 22: ARE THERE ANY EDIBLE PRODUCTS YOU HAVE HAD DIFFICULTY PURCHASING BECAUSE THEY ARE NOT READILY AVAILABLE FROM DISPENSARIES IN NEW MEXICO? (IF YES), WHICH ONES?

CHOCOLATES/BARS	7%	CRYSTALS FOR COFFEE	*
GUMMIES	7%	CAPSULES	*
BROWNIES/COOKIES	3%	1:3 CBD:THC	*
HARD CANDY	2%	CHARLOTTE'S WEB BRAND PRODUCTS	*
SUCKERS/LOLLIPOPS	2%	LOCALLY IT HAS GOTTEN BETTER	*
JUICE/DRINKS	2%	INDICA SUCKERS	*
INDICA CHOCOLATE/200 MG.	1%	HONEY	*
1:1 OF CBD:THC	1%	JELLY TYPE CANDY	*
DISPENSARIES DON'T CARRY THEM	*	LEMON DROPS	*
FLOUR	*	A BIGGER VARIETY	*
GLUTEN FREE	*	CAKE	*
WEED CAKES	*	LEMONADE	*
CHEX MIX	*	EDIBLES	*
LEMON BARS	*	VERDES PRODUCTS	*
JELLY BEANS	*	NATURAL ONES	*
GRANOLA BARS (TRISTAN BARS)	*	BHANG BRAND	*
BHANG DARK CHOCOLATE	*		
PINEAPPLE DRINK	*	NONE IN PARTICULAR	68%
DIFFERENT FLAVORED GUMMIES	*	DON'T KNOW	4%
DARK CHOCOLATE WITHOUT NUTS	*		
HIGH CBD	*		

*LESS THAN 1% REPORTED.

DO YOU PURCHASE TOPICALS?

QUESTION 23: DO YOU PURCHASE TOPICALS?

	TOTAL SAMPLE (N=607)	GENDER		ETHNICITY		AGE				HOUSEHOLD INCOME				
		MALE	FEMALE	HISPANIC	ANGLO	18 TO 34 YEARS	35 TO 49 YEARS	50 TO 64 YEARS	65 YEARS AND OVER	LESS THAN \$20,000	\$20,000 TO \$39,999	\$40,000 TO \$59,999	\$60,000 TO \$79,999	\$80,000 AND OVER
Yes	36%	29%	43%	35%	38%	28%	31%	39%	45%	30%	37%	42%	34%	43%
No	64%	71%	56%	64%	61%	72%	68%	61%	54%	70%	63%	58%	64%	57%
DON'T KNOW	*	-	1%	*	*	-	1%	-	1%	-	-	-	2%	-

	TOTAL SAMPLE (N=607)	EDUCATION				EMPLOYMENT STATUS						HAVE A PERSONAL PRODUCTION LICENSE, OR PPL	
		HIGH SCHOOL GRADUATE OR LESS	SOME COLLEGE/ ASSOCIATE	COLLEGE GRADUATE	GRADUATE DEGREE	EMPLOYED FULL-TIME	RETIRED	SOME OTHER JOB STATUS	UNEMPLOYED	EMPLOYED PART-TIME	OTHER	Yes	No
Yes	36%	32%	35%	41%	41%	34%	44%	36%	29%	32%	35%	31%	37%
No	64%	68%	65%	58%	59%	66%	56%	64%	71%	68%	65%	69%	63%
DON'T KNOW	*	-	*	1%	-	*	1%	-	-	-	-	-	*

	TOTAL SAMPLE (N=607)	REGION					SATISFACTION WITH THE MEDICAL CANNABIS PROGRAM IN NEW MEXICO			
		ABQ METRO	NORTH WEST	NORTH CENTRAL	LAS CRUCES/ SOUTH WEST	EASTSIDE	VERY SATISFIED	4	3	NOT SATISFIED
Yes	36%	38%	29%	35%	35%	35%	36%	32%	40%	31%
No	64%	61%	71%	65%	65%	65%	64%	67%	60%	66%
DON'T KNOW	*	1%	-	-	-	-	-	1%	-	3%

*LESS THAN 1% REPORTED.

AMOUNT OF TOPICALS PURCHASED IN A TYPICAL MONTH (IN UNITS)

AMONG THOSE WHO PURCHASE TOPICAL PRODUCTS

QUESTION 24: HOW MANY MILLIGRAMS OR UNITS OF TOPICALS DO YOU PURCHASE IN A TYPICAL MONTH?

	TOTAL RESPONSES (N=62)	GENDER		ETHNICITY		AGE				HOUSEHOLD INCOME				
		MALE	FEMALE	HISPANIC	ANGLO	18 TO 34 YEARS	35 TO 49 YEARS	50 TO 64 YEARS	65 YEARS AND OVER	LESS THAN \$20,000	\$20,000 TO \$39,999	\$40,000 TO \$59,999	\$60,000 TO \$79,999	\$80,000 AND OVER
0 - 1 UNITS	76%	77%	75%	72%	74%	100%	40%	77%	77%	85%	60%	87%	74%	63%
2 - 3 UNITS	19%	17%	22%	21%	23%	-	51%	18%	17%	15%	34%	6%	26%	25%
MORE THAN 3 UNITS	5%	7%	3%	8%	3%	-	9%	4%	6%	-	6%	6%	-	12%

	TOTAL RESPONSES (N=62)	EDUCATION				EMPLOYMENT STATUS						HAVE A PERSONAL PRODUCTION LICENSE, OR PPL	
		HIGH SCHOOL GRADUATE OR LESS	SOME COLLEGE/ ASSOCIATE	COLLEGE GRADUATE	GRADUATE DEGREE	EMPLOYED FULL-TIME	RETIRED	SOME OTHER JOB STATUS	UNEMPLOYED	EMPLOYED PART-TIME	OTHER	YES	NO
0 - 1 UNITS	76%	74%	75%	71%	100%	82%	73%	78%	68%	67%	66%	84%	75%
2 - 3 UNITS	19%	21%	12%	29%	-	18%	18%	22%	-	33%	34%	-	22%
MORE THAN 3 UNITS	5%	5%	12%	-	-	-	9%	-	32%	-	-	16%	4%

	TOTAL RESPONSES (N=62)	REGION					SATISFACTION WITH THE MEDICAL CANNABIS PROGRAM IN NEW MEXICO			
		ABQ METRO	NORTH WEST	NORTH CENTRAL	LAS CRUCES/ SOUTH WEST	EASTSIDE	VERY SATISFIED	4	3	NOT SATISFIED
0 - 1 UNITS	76%	72%	100%	83%	60%	88%	78%	46%	89%	100%
2 - 3 UNITS	19%	21%	-	17%	40%	-	18%	43%	11%	-
MORE THAN 3 UNITS	5%	7%	-	-	-	12%	5%	10%	-	-

AMOUNT OF TOPICALS PURCHASED IN A TYPICAL MONTH (IN MILLIGRAMS)

AMONG THOSE WHO PURCHASE TOPICAL PRODUCTS

QUESTION 24: HOW MANY MILLIGRAMS OR UNITS OF TOPICALS DO YOU PURCHASE IN A TYPICAL MONTH?

	TOTAL RESPONSES (N=45)	GENDER		ETHNICITY		AGE				HOUSEHOLD INCOME				
		MALE	FEMALE	HISPANIC	ANGLO	18 TO 34 YEARS	35 TO 49 YEARS	50 TO 64 YEARS	65 YEARS AND OVER	LESS THAN \$20,000	\$20,000 TO \$39,999	\$40,000 TO \$59,999	\$60,000 TO \$79,999	\$80,000 AND OVER
0 - 5 MILLIGRAMS	11%	22%	-	21%	4%	6%	22%	17%	-	7%	16%	12%	-	12%
6 - 100 MILLIGRAMS	28%	34%	23%	20%	30%	34%	43%	16%	20%	31%	8%	50%	100%	35%
101 - 200 MILLIGRAMS	27%	22%	32%	26%	31%	19%	23%	41%	23%	23%	30%	13%	-	39%
MORE THAN 200 MILLIGRAMS	34%	22%	46%	32%	36%	40%	11%	26%	57%	39%	47%	24%	-	14%

	TOTAL RESPONSES (N=45)	EDUCATION				EMPLOYMENT STATUS						HAVE A PERSONAL PRODUCTION LICENSE, OR PPL	
		HIGH SCHOOL GRADUATE OR LESS	SOME COLLEGE/ ASSOCIATE	COLLEGE GRADUATE	GRADUATE DEGREE	EMPLOYED FULL-TIME	RETIRED	SOME OTHER JOB STATUS	UNEMPLOYED	EMPLOYED PART-TIME	OTHER	Yes	No
0 - 5 MILLIGRAMS	11%	21%	-	8%	-	12%	10%	24%	12%	-	-	29%	8%
6 - 100 MILLIGRAMS	28%	16%	35%	40%	32%	25%	38%	26%	25%	24%	50%	43%	26%
101 - 200 MILLIGRAMS	27%	37%	9%	34%	-	31%	21%	24%	25%	25%	50%	28%	26%
MORE THAN 200 MILLIGRAMS	34%	26%	56%	17%	68%	32%	31%	26%	38%	51%	-	-	40%

	TOTAL RESPONSES (N=45)	REGION					SATISFACTION WITH THE MEDICAL CANNABIS PROGRAM IN NEW MEXICO			
		ABQ METRO	NORTH WEST	NORTH CENTRAL	LAS CRUCES/ SOUTH WEST	EASTSIDE	VERY SATISFIED	4	3	NOT SATISFIED
0 - 5 MILLIGRAMS	11%	5%	-	26%	-	14%	17%	7%	-	24%
6 - 100 MILLIGRAMS	28%	37%	100%	18%	19%	14%	22%	35%	41%	24%
101 - 200 MILLIGRAMS	27%	34%	-	18%	21%	28%	34%	36%	-	24%
MORE THAN 200 MILLIGRAMS	34%	24%	-	37%	60%	44%	28%	21%	59%	28%

TOPICALS PURCHASED IN A TYPICAL MONTH
“OTHER” RESPONSES

AMONG THOSE WHO PURCHASE TOPICAL PRODUCTS

QUESTION 24: HOW MANY MILLIGRAMS OR UNITS OF TOPICALS DO YOU PURCHASE IN A TYPICAL MONTH?

- .5 OZ.
- .5 OZ. STICK.
- 1 BOTTLE LARGER SIZE.
- 1 BOTTLE LAST OVER A YEAR.
- 1 BOTTLE LASTS 4 MONTHS.
- 1 CONTAINER 4 MONTHS AGO, TINY JAR AND STILL HAVE SOME.
- 1 CONTAINER EVERY 6 MONTHS - YEAR.
- 1 CONTAINER. (N=2)
- 1 CONTAINER/YEAR.
- 1 2 OZ. JAR LAST ME 6 MONTHS.
- 1 CONTAINER EVERY 1 - 2 MONTHS
- 1 CONTAINER PER MONTH.
- 1 JAR (EVERY 3-4 MONTHS.)
- 1 DEODORANT STICK.
- 1 JAR APPROXIMATELY 10 OUNCES.
- 1 JAR.
- 1 JAR.
- 1 JAR.
- 1 JAR.
- 1 OUNCE.
- 1 OZ. (N=2)
- 1 PER YEAR.
- 1 SMALL JAR.
- 1 TINY STICK.
- 1 UNIT IN A YEAR.
- 1/3 CUP.
- 120 MG. LASTS 6-8 MONTHS.
- 16 OZ. JAR.
- 2 JARS OF BALM.
- 2 LITTLE BOTTLES.
- 2 OUNCES EVERY 90 DAYS.
- 2 OUNCES.
- 2 OZ. BOTTLE FOR TWO MONTHS.
- 2 OZ. BOTTLE THAT'S LASTED ALMOST A YEAR.
- 2 OZ.
- 2 OZ. JAR.
- 4 OZ. PER MONTH.
- 4 OZ.
- 4 OZ.
- 8 OUNCES PER YEAR.
- DON'T KNOW.
- BOTTLE EVERY 3 MONTHS.
- CBD RUBS 2/MONTH.
- CREAM, 2 BOTTLES PER YEAR.
- DEODORANT STICK.
- EVERY 3 MONTHS 1 UNIT.
- LARGE AMOUNT LAST ABOUT ONE YEAR.
- MAKES HER OWN TOPICALS.
- MEDIUM BOTTLE OF SPRAY.
- NOT MUCH.
- OINTMENT.
- RARELY.
- SENSODYNE SKIN SALVA - 1 OZ.
- SMALL BOTTLE OF CREAM.
- SMALL TUB.
- TWICE A YEAR.
- VARIES (COST).
- WHATEVER IS IN THE LAVENDER BALMS.

AMOUNT OF TOPICALS USED IN A TYPICAL WEEK (BY UNITS)

AMONG THOSE WHO PURCHASE TOPICAL PRODUCTS

QUESTION 25: HOW MANY MILLIGRAMS OR UNITS OF TOPICALS DO YOU USE IN A TYPICAL WEEK?

	TOTAL RESPONSES (N=30)	GENDER		ETHNICITY		AGE				HOUSEHOLD INCOME				
		MALE	FEMALE	HISPANIC	ANGLO	18 TO 34 YEARS	35 TO 49 YEARS	50 TO 64 YEARS	65 YEARS AND OVER	LESS THAN \$20,000	\$20,000 TO \$39,999	\$40,000 TO \$59,999	\$60,000 TO \$79,999	\$80,000 AND OVER
0 - 1 UNITS	83%	86%	82%	70%	93%	67%	62%	93%	100%	80%	70%	100%	100%	100%
2 UNITS OR MORE	17%	14%	18%	30%	7%	33%	38%	7%	-	20%	30%	-	-	-

	TOTAL RESPONSES (N=30)	EDUCATION				EMPLOYMENT STATUS						HAVE A PERSONAL PRODUCTION LICENSE, OR PPL	
		HIGH SCHOOL GRADUATE OR LESS	SOME COLLEGE/ ASSOCIATE	COLLEGE GRADUATE	GRADUATE DEGREE	EMPLOYED FULL-TIME	RETIRED	SOME OTHER JOB STATUS	UNEMPLOYED	EMPLOYED PART-TIME	OTHER	YES	NO
0 - 1 UNITS	83%	73%	78%	100%	100%	80%	100%	100%	77%	-	49%	75%	85%
2 UNITS OR MORE	17%	27%	22%	-	-	20%	-	-	23%	100%	51%	25%	15%

	TOTAL RESPONSES (N=30)	REGION					SATISFACTION WITH THE MEDICAL CANNABIS PROGRAM IN NEW MEXICO			
		ABQ METRO	NORTH WEST	NORTH CENTRAL	LAS CRUCES/ SOUTH WEST	EASTSIDE	VERY SATISFIED	4	3	NOT SATISFIED
0 - 1 UNITS	83%	81%	100%	100%	79%	61%	78%	100%	100%	-
2 UNITS OR MORE	17%	19%	-	-	21%	39%	22%	-	-	100%

AMOUNT OF TOPICALS USED IN A TYPICAL WEEK (IN MILLIGRAMS)

AMONG THOSE WHO PURCHASE TOPICAL PRODUCTS

QUESTION 25: HOW MANY MILLIGRAMS OR UNITS OF TOPICALS DO YOU USE IN A TYPICAL WEEK?

	TOTAL RESPONSES (N=34)	GENDER		ETHNICITY		AGE				HOUSEHOLD INCOME				
		MALE	FEMALE	HISPANIC	ANGLO	18 TO 34 YEARS	35 TO 49 YEARS	50 TO 64 YEARS	65 YEARS AND OVER	LESS THAN \$20,000	\$20,000 TO \$39,999	\$40,000 TO \$59,999	\$60,000 TO \$79,999	\$80,000 AND OVER
0 - 3 MILLIGRAMS	33%	50%	21%	42%	19%	25%	60%	31%	27%	30%	28%	51%	49%	32%
4 - 14 MILLIGRAMS	12%	14%	10%	7%	18%	24%	-	8%	13%	9%	14%	49%	-	-
15 - 25 MILLIGRAMS	18%	21%	16%	7%	25%	14%	19%	15%	30%	30%	-	-	-	51%
MORE THAN 25 MILLIGRAMS	37%	14%	52%	44%	38%	37%	21%	46%	30%	31%	57%	-	51%	17%

	TOTAL RESPONSES (N=34)	EDUCATION				EMPLOYMENT STATUS						HAVE A PERSONAL PRODUCTION LICENSE, OR PPL	
		HIGH SCHOOL GRADUATE OR LESS	SOME COLLEGE/ ASSOCIATE	COLLEGE GRADUATE	GRADUATE DEGREE	EMPLOYED FULL-TIME	RETIRED	SOME OTHER JOB STATUS	UNEMPLOYED	EMPLOYED PART-TIME	OTHER	Yes	No
0 - 3 MILLIGRAMS	33%	42%	24%	30%	-	40%	39%	25%	19%	34%	-	33%	33%
4 - 14 MILLIGRAMS	12%	8%	12%	15%	-	10%	9%	24%	-	32%	-	-	13%
15 - 25 MILLIGRAMS	18%	17%	12%	23%	-	10%	21%	25%	39%	-	-	33%	17%
MORE THAN 25 MILLIGRAMS	37%	33%	52%	31%	-	40%	31%	25%	42%	34%	100%	34%	37%

	TOTAL RESPONSES (N=34)	REGION					SATISFACTION WITH THE MEDICAL CANNABIS PROGRAM IN NEW MEXICO			
		ABQ METRO	NORTH WEST	NORTH CENTRAL	LAS CRUCES/ SOUTH WEST	EASTSIDE	VERY SATISFIED	4	3	NOT SATISFIED
0 - 3 MILLIGRAMS	33%	31%	-	49%	-	24%	44%	22%	26%	48%
4 - 14 MILLIGRAMS	12%	19%	-	-	31%	-	12%	22%	-	-
15 - 25 MILLIGRAMS	18%	6%	-	31%	-	49%	13%	45%	-	-
MORE THAN 25 MILLIGRAMS	37%	44%	-	20%	69%	27%	31%	11%	74%	52%

TOPICALS USED IN A TYPICAL WEEK
“OTHER” RESPONSES

AMONG THOSE WHO PURCHASE TOPICAL PRODUCTS

QUESTION 25: HOW MANY MILLIGRAMS OR UNITS OF TOPICALS DO YOU USE IN A TYPICAL WEEK?

.25 OZ.
1 1/2 TEASPOON.
1 BOTTLE LASTS 4 MONTHS.
1 JAR OF BALM.
1 SQUIRT.
1/12 OF ONE CONTAINER.
1/2 BOTTLE.
1/2 OUNCE.
1/3 OZ.
1/4 CONTAINER PER WEEK.
1/4 OF OZ.
1/4 TEASPOON PER WEEK.
1/8 - 1/4 OF TOTAL CONTAINER
1/8 TEASPOON (EQUIVALENT).
14 FINGERTIP SIZE.
1X/WEEK.
2 SPRAYS TWICE A WEEK.
2 SQUIRTS EACH TIME I APPLY IT.
25 ML JAR WITH 50 MG. CBD IN ONE MONTH.
3 FINGER TIPS.
7 TEASPOONS OF BALM.
A DAB PER DAY
A DAB WHEN NEEDED.
A FEW SWIPES.
A LITTLE BIT.
A TINY PORTION ON THE TIP OF MY FINGER.
AS NEEDED FOR PAIN.

AS NEEDED. (N=3)
DAB HERE AND THERE.
DAB.
DEPENDS ON PAIN. (N=2)
DEPENDS. (N=2)
EQUIVALENT TO 4 TEASPOONS.
I ONLY USE IT ONCE A MONTH.
JUST A LITTLE BIT ON TEMPLE AND SPINE.
JUST A LITTLE DAB PER DAY.
JUST APPLY WHEN NEEDED.
JUST USE WHEN NEEDED.
LAST A LONG TIME WITH AS NEEDED USE.
LASTED TWO MONTHS.
LESS THAN 1/4 OF BOTTLE.
MINISCULE - JUST USE ON FINGERS.
NOT MUCH. (N=2)
OCCASIONAL.
ONCE EVERY 3 MONTHS.
ONCE EVERY 32 WEEKS AS NEEDED.
ONCE OR TWICE MONTH.
ONLY LITTLE AT A TIME.
PUT ON A SMALL AMOUNT EACH TIME.
RARELY.
VERY LITTLE PER MONTH LASTS 6 MONTHS.
VERY LITTLE.
VERY SMALL AMOUNT.
WHEN I HAVE PAIN.

TOPICAL PRODUCTS TYPICALLY PURCHASED
AMONG THOSE WHO PURCHASE TOPICAL PRODUCTS
TOTAL RESPONSES (N=218)

QUESTION 26: WHAT TOPICAL PRODUCTS DO YOU TYPICALLY PURCHASE?

LOTION/CREAM	43%
BALMS	40%
OIL	13%
SALVE	11%
BATH BOMBS	3%
STICK	3%
RUB/SOY	2%
OINTMENT	2%
ROLL ON	1%
SPRAYS	1%
MAKES HER OWN BALM	1%
CBD	1%
GEL	*
DON'T KNOW	*
MARY JANE	*
PATCHES	*
PILLS	*
CHAPSTICK	*
NONE IN PARTICULAR	1%

*LESS THAN 1% REPORTED.

HAVE YOU EVER BEEN UNABLE TO PURCHASE ANY TOPICAL PRODUCTS IN THE PAST 90 DAYS?

AMONG THOSE WHO PURCHASE TOPICAL PRODUCTS

QUESTION 27: HAVE YOU EVER BEEN UNABLE TO PURCHASE ANY TOPICAL PRODUCTS WITHIN THE LAST 90 DAYS BECAUSE THEY WERE OUT OF STOCK?

	TOTAL RESPONSES (N=218)	GENDER		ETHNICITY		AGE				HOUSEHOLD INCOME				
		MALE	FEMALE	HISPANIC	ANGLO	18 TO 34 YEARS	35 TO 49 YEARS	50 TO 64 YEARS	65 YEARS AND OVER	LESS THAN \$20,000	\$20,000 TO \$39,999	\$40,000 TO \$59,999	\$60,000 TO \$79,999	\$80,000 AND OVER
Yes	16%	16%	15%	11%	19%	24%	12%	15%	14%	21%	14%	12%	10%	25%
No	83%	82%	84%	87%	81%	76%	88%	83%	83%	77%	86%	86%	84%	75%
DON'T KNOW	1%	2%	1%	2%	-	-	-	1%	3%	2%	-	2%	5%	-

	TOTAL RESPONSES (N=218)	EDUCATION				EMPLOYMENT STATUS						HAVE A PERSONAL PRODUCTION LICENSE, OR PPL	
		HIGH SCHOOL GRADUATE OR LESS	SOME COLLEGE/ ASSOCIATE	COLLEGE GRADUATE	GRADUATE DEGREE	EMPLOYED FULL-TIME	RETIRED	SOME OTHER JOB STATUS	UNEMPLOYED	EMPLOYED PART-TIME	OTHER	Yes	No
Yes	16%	11%	18%	20%	11%	12%	13%	27%	14%	21%	27%	15%	16%
No	83%	89%	79%	79%	89%	88%	83%	73%	86%	79%	73%	85%	83%
DON'T KNOW	1%	-	3%	2%	-	-	4%	-	-	-	-	-	2%

	TOTAL RESPONSES (N=218)	REGION					SATISFACTION WITH THE MEDICAL CANNABIS PROGRAM IN NEW MEXICO			
		ABQ METRO	NORTH WEST	NORTH CENTRAL	LAS CRUCES/ SOUTH WEST	EASTSIDE	VERY SATISFIED	4	3	NOT SATISFIED
Yes	16%	18%	8%	11%	21%	10%	10%	22%	29%	20%
No	83%	82%	74%	86%	79%	90%	90%	76%	71%	60%
DON'T KNOW	1%	-	18%	3%	-	-	-	2%	-	20%

APPROXIMATE NUMBER OF DAYS YOU HAD TO WAIT TO GET THE TOPICAL PRODUCTS

AMONG THOSE WHO HAVE BEEN UNABLE TO PURCHASE TOPICAL PRODUCTS IN THE PAST 90 DAYS

QUESTION 28: APPROXIMATELY HOW LONG, IN DAYS, HAVE YOU HAD TO WAIT FOR THE TOPICAL PRODUCTS YOU WANTED TO PURCHASE?

	TOTAL RESPONSES (N=34)	GENDER		ETHNICITY		AGE				HOUSEHOLD INCOME				
		MALE	FEMALE	HISPANIC	ANGLO	18 TO 34 YEARS	35 TO 49 YEARS	50 TO 64 YEARS	65 YEARS AND OVER	LESS THAN \$20,000	\$20,000 TO \$39,999	\$40,000 TO \$59,999	\$60,000 TO \$79,999	\$80,000 AND OVER
0 - 7 DAYS	33%	26%	37%	33%	32%	23%	50%	37%	25%	30%	25%	41%	48%	38%
8 - 14 DAYS	18%	14%	21%	-	23%	23%	-	18%	25%	20%	-	20%	-	26%
15 - 30 DAYS	23%	26%	21%	21%	23%	33%	33%	9%	25%	19%	25%	20%	52%	25%
MORE THAN 30 DAYS	9%	13%	5%	12%	9%	11%	-	18%	-	11%	-	19%	-	12%
DON'T KNOW/WON'T SAY	18%	21%	16%	34%	14%	11%	17%	18%	25%	20%	50%	-	-	-

	TOTAL RESPONSES (N=34)	EDUCATION				EMPLOYMENT STATUS						HAVE A PERSONAL PRODUCTION LICENSE, OR PPL	
		HIGH SCHOOL GRADUATE OR LESS	SOME COLLEGE/ ASSOCIATE	COLLEGE GRADUATE	GRADUATE DEGREE	EMPLOYED FULL-TIME	RETIRED	SOME OTHER JOB STATUS	UNEMPLOYED	EMPLOYED PART-TIME	OTHER	YES	NO
0 - 7 DAYS	33%	15%	31%	45%	32%	33%	22%	57%	-	34%	33%	26%	33%
8 - 14 DAYS	18%	14%	8%	27%	36%	11%	22%	15%	33%	-	33%	-	20%
15 - 30 DAYS	23%	57%	7%	27%	-	22%	22%	13%	32%	34%	33%	26%	23%
MORE THAN 30 DAYS	9%	-	15%	-	33%	11%	10%	15%	-	-	-	24%	7%
DON'T KNOW/WON'T SAY	18%	15%	39%	-	-	23%	23%	-	35%	32%	-	24%	17%

	TOTAL RESPONSES (N=34)	REGION					SATISFACTION WITH THE MEDICAL CANNABIS PROGRAM IN NEW MEXICO			
		ABQ METRO	NORTH WEST	NORTH CENTRAL	LAS CRUCES/ SOUTH WEST	EASTSIDE	VERY SATISFIED	4	3	NOT SATISFIED
0 - 7 DAYS	33%	41%	-	52%	-	34%	41%	46%	12%	-
8 - 14 DAYS	18%	16%	-	24%	15%	31%	8%	18%	23%	52%
15 - 30 DAYS	23%	32%	-	-	28%	-	17%	27%	32%	-
MORE THAN 30 DAYS	9%	-	100%	-	14%	34%	-	-	22%	48%
DON'T KNOW/WON'T SAY	18%	11%	-	24%	43%	-	34%	9%	11%	-

**TOPICAL PRODUCTS THAT YOU HAVE DIFFICULTY
PURCHASING FROM NEW MEXICO DISPENSARIES**

AMONG THOSE WHO PURCHASE TOPICAL PRODUCTS

TOTAL RESPONSES (N=218)

QUESTION 29: ARE THERE ANY TOPICAL PRODUCTS YOU HAVE HAD DIFFICULTY PURCHASING BECAUSE THEY ARE NOT READILY AVAILABLE FROM DISPENSARIES IN NEW MEXICO? (IF YES), WHICH ONES?

LOTION/CREAM	8%
BALMS	7%
OIL	2%
SALVE	1%
CBD AND CDB BLENDS	1%
CHARLOTTE'S WEB BRAND PRODUCTS	1%
RUB	*
PATCHES	*
BATH BOMBS	*
1:1 (THC TO CBD)	*
HONEY STICKS	*
ROLL ON MARY JANE PRODUCTS	*
ANY PRODUCTS OF LEADVILLE PRODUCTS	*
CANA BALM	*
NORDIC GODDESS	*
CAN'T FIND TOPICALS WITH BOTH CBD AND THC	*
CANNABIS STICK	*
NONE IN PARTICULAR	73%
DON'T KNOW	6%

PERCEIVED VARIETY OF MEDICAL CANNABIS PRODUCTS

QUESTION 30: THINKING OF THE DISPENSARY AT WHICH YOU PURCHASE MOST OF YOUR MEDICAL CANNABIS PRODUCTS, WOULD YOU SAY THE DISPENSARY HAS A WIDE VARIETY, SOMEWHAT WIDE VARIETY, OR NOT A WIDE VARIETY OF MEDICAL CANNABIS PRODUCTS?

	TOTAL SAMPLE (N=607)	GENDER		ETHNICITY		AGE				HOUSEHOLD INCOME				
		MALE	FEMALE	HISPANIC	ANGLO	18 TO 34 YEARS	35 TO 49 YEARS	50 TO 64 YEARS	65 YEARS AND OVER	LESS THAN \$20,000	\$20,000 TO \$39,999	\$40,000 TO \$59,999	\$60,000 TO \$79,999	\$80,000 AND OVER
WIDE VARIETY	48%	50%	46%	50%	46%	53%	46%	46%	49%	43%	45%	54%	53%	49%
SOMEWHAT WIDE VARIETY	35%	33%	36%	33%	35%	32%	43%	35%	27%	36%	39%	33%	33%	35%
NOT A WIDE VARIETY	12%	12%	11%	14%	11%	14%	7%	15%	10%	17%	13%	7%	11%	6%
DON'T KNOW/WON'T SAY	5%	4%	6%	3%	7%	1%	3%	5%	14%	3%	4%	6%	3%	9%

	TOTAL SAMPLE (N=607)	EDUCATION				EMPLOYMENT STATUS						HAVE A PERSONAL PRODUCTION LICENSE, OR PPL	
		HIGH SCHOOL GRADUATE OR LESS	SOME COLLEGE/ ASSOCIATE	COLLEGE GRADUATE	GRADUATE DEGREE	EMPLOYED FULL-TIME	RETIRED	SOME OTHER JOB STATUS	UNEMPLOYED	EMPLOYED PART-TIME	OTHER	Yes	No
WIDE VARIETY	48%	48%	47%	56%	36%	50%	50%	50%	50%	31%	43%	40%	49%
SOMEWHAT WIDE VARIETY	35%	36%	36%	30%	38%	37%	29%	38%	32%	43%	41%	38%	34%
NOT A WIDE VARIETY	12%	12%	11%	10%	14%	9%	11%	9%	14%	20%	16%	11%	12%
DON'T KNOW/WON'T SAY	5%	5%	5%	4%	12%	4%	10%	3%	4%	6%	-	10%	5%

	TOTAL SAMPLE (N=607)	REGION					SATISFACTION WITH THE MEDICAL CANNABIS PROGRAM IN NEW MEXICO			
		ABQ METRO	NORTH WEST	NORTH CENTRAL	LAS CRUCES/ SOUTH WEST	EASTSIDE	VERY SATISFIED	4	3	NOT SATISFIED
WIDE VARIETY	48%	57%	36%	53%	37%	31%	58%	42%	27%	38%
SOMEWHAT WIDE VARIETY	35%	33%	30%	29%	43%	39%	31%	42%	41%	31%
NOT A WIDE VARIETY	12%	7%	24%	8%	18%	20%	7%	12%	25%	27%
DON'T KNOW/WON'T SAY	5%	3%	10%	10%	2%	10%	4%	5%	7%	3%

TYPES OF CANNABIS PRODUCTS YOU WOULD LIKE TO SEE MORE OF IN DISPENSARIES IN NEW MEXICO

VERBATIM RESPONSES

QUESTION 31: WHAT TYPES OF CANNABIS PRODUCTS, EITHER FLOWER OR BUD, CONCENTRATES, EDIBLES OR TOPICALS WOULD YOU LIKE TO SEE MORE OF AT DISPENSARIES IN NEW MEXICO?

1:1 AND 1:3 GUMMIES. 1:1 CBD:THC.
NONE IN PARTICULAR. (N=175)
DON'T KNOW. (N=50)
A CONSISTENT FLOW OF LOW THC FLOWER.
A DIFFERENT VARIETY OF CONCENTRATES. I WOULD LIKE TO SEE LIVE RESIN.
A LITTLE MORE SELECTION AS FAR AS BUD GOES.
A LOT MORE FOR PEOPLE WHO HAVE A PPL.
A MORE CONSISTENT STOCK OF OIL AND GUMMIES.
A VAGINAL SUPPOSITORY WOULD BE GOOD FOR THE OLDER PATIENTS. THEY HAVE THEM IN MARYLAND.
A VARIETY OF PRE ROLLS IN A VARIETY OF DIFFERENT FLOWER TYPES. ABOUT 18%.
ALL OF IT. (N=6)
BALM.
BETTER BUD, QUALITY AND VARIETY.
BETTER QUALITY OF FLOWER. I FIND IT VERY HARSH. THEY DON'T HAVE ENOUGH THC. I FEEL THEY PICK THE PLANTS TOO SOON AND PROBABLY DON'T USE CORRECT AMOUNT OF FERTILIZER. THEY NEED TO KEEP IT ORGANIC TO PRODUCE A QUALITY PRODUCT.
BETTER SELECTION OF PRE-ROLLS.
BIRDLAND OIL - CAN'T FIND IT ANYMORE AND WORKED PERFECTLY FOR MY CONDITION.
BLUE DREAM STRAIN. MOON ROCKS (BUDS DIPPED IN WAX).
BOTH FLOWER AND CONCENTRATES.
BROWNIES. (N=2)
BUD AND CONCENTRATES.
BUD. (N=7)
CANA BALM, TOPICALS.
CARTRIDGES (MORE VARIETY)
CBD AND THC (1/2 EACH).
CBD DOMINATE. (00264)
CBD WITH HIGH THC.
CBD.
CBDA AND THCA. IN TERMS OF LIQUID, I DON'T KNOW WHY IT IS IN ALCOHOL AND NOT BY ITSELF. IT SURPRISED ME THEY PUT IT IN 180 PROOF ALCOHOL. WHEN IT IS ALCOHOL, THERE IS NO WAY TO SAY WHAT CONCENTRATE THE THC IS. LABELS ARE MISLEADING. IT SAYS 5 MG. IN 3 DROPS. ALL 3 ARE IN ALCOHOL - HOW MUCH IS IN THOSE 3 DROPS? THE CONCENTRATE IS INCREASED BY ALCOHOL, SO IT HAS VERY LITTLE MEANING.
CHEAPER PRICES. (N=2)
CHOCOLATE CHIP COOKIES.
CHOCOLATE.
CHOCOLATES AND GUMMIES AT A CHEAPER PRICE.
CHOCOLATES.
CLEANER EXTRACT (SOLVENT FREE).
COLUMBIAN GOLD.
CONCENTRATE. (N=3)
CONCENTRATES - WAX.
CONCENTRATES MORE VARIETIES AND STRENGTHS OF CARTRIDGES.
CONCENTRATES, LIKE FOR VAPES.
CONCENTRATES. (N=8)
COOKING OILS, THC.
COTTON CANDY, CHEWING GUM.
CRUMBLE.
DARK CHOCOLATE BHANG - HARD TIME FINDING THESE. ROLL-ON MARY JANE PRODUCTS (HEADACHE MEDICINE) TOPICAL TINCTURE FOR MIGRAINES.
DARK CHOCOLATE.
DEFINITELY FLOWER.
DIFFERENT AND MORE ADVANCE CANNABIS STRAINS.
DIFFERENT, MORE VARIETY OF EDIBLES.
DON'T HAVE CANNABIS STICKS AND I LOVE THOSE.
DRINKS LIKE SODA POP.
EDIBLE INDICA.
EDIBLE BUDDER.
EDIBLE.
EDIBLES AND CONCENTRATES. (N=2)
EDIBLES AND INFORMATION.
EDIBLES AND TEAS.
EDIBLES AND TINCTURE.
EDIBLES AND TOPICALS. (N=2)
EDIBLES ARE HARD TO FIND.
EDIBLES IN SMALLER DOSES.
EDIBLES THAT AREN'T CANDY THAT DON'T HAVE SUGAR. (BEEF JERKY OR GRANOLA BARS.)
EDIBLES WITH INDICA.
EDIBLES, CHOCOLATE BARS IN VARIETY OF FLAVORS.
EDIBLES, MORE GUMMIES.
EDIBLES, WE NEED MORE DRINKS AND COOKIES. ALSO A WIDER VARIETY OF BATH BOMBS AND LOTION.
EDIBLES. (N=13)
EDIBLES: EXTRA VARIETY DONUTS, MUFFINS, ETC.
EVERYTHING MORE ORGANIC AND QUALITY.
FLOWER AND BUD AND EDIBLES.
FLOWER AND BUD. (N=111)
FLOWER AND CREAM.
FLOWER AND EDIBLES AND CONCENTRATES SHOULD BE CHEAPER
FLOWER MORE VARIETIES.
FLOWER VARIETIES.
FLOWER, EDIBLES AND CONCENTRATES VARIETY NOT JUST ONE TYPE.
FLOWER. (N=18)
FOR ALL OF THEM TO CARRY A LITTLE OR EVERYTHING. I HAVE TO GO TO SEVERAL DISPENSARIES IN ORDER TO FIND THE LOW THC CANNABIS, WHICH DO NOT CARRY THE EDIBLES I LIKE.
FLOWER, CONCENTRATES AND CANNABIS SODA.
FUDGE.
GET A LITTLE BIT OF EVERYTHING.
GIRL SCOUT COOKIES AND BLUE DREAM.
GLUTEN FREE EDIBLES.
GORILLA GLUE FLOWERS.
GORILLA GLUE, LONG LEAF.
GROWS HIS OWN.
GUMMY BEARS.
GUMMIES AND CHOCOLATE (INDICA.)
HALF AND HALF 10 MG. THC CBD.
HAS WHAT SHE NEEDS WHEN SHE NEEDS IT - DOESN'T KNOW OF ANY PARTICULAR PRODUCT.
HAVE A LARGE VARIETY OF EDIBLES.
HAVE MORE OF THE OILS.
HIGH CBD. (N=2)
HIGHER MILLIGRAM DOSAGE IN EDIBLES/HARD CANDY.
HIGHER POTENCY PRODUCTS, MORE BEAUTY PRODUCTS.
HIGHER THC LEVELS - HIGHER CDB.
HONEY.
I DON'T KNOW YET. THIS IS MY FIRST TIME LEARNING ABOUT IT.
I SAY MORE TOPICALS WOULD BE GOOD.
I WOULD LIKE TO SEE DIFFERENT FLAVORS OF HYBRIDS.
I WOULD LIKE TO SEE MORE CHOICES OF BUD AND FLOWER.
I WOULD LIKE TO SEE MORE GUMMIES AND SUCKERS.
I WOULD LIKE TO SEE MORE LOTIONS AND MORE SELECTIONS OF OINTMENTS.
I WOULD LIKE TO SEE MORE OF EVERYTHING.
I WOULD LIKE TO SEE MORE OPTIONS IN EDIBLES.
(DID NOT LIKE THE GUMMIES OR COOKIES). THE FUDGE IS EASIER TO PORTION OUT TO MY NEEDS.
I WOULD LIKE TO SEE MORE VARIETY AND VOLUME OF FLOWER AND BUD ESPECIALLY THE CBD.
I WOULD LOVE TO SEE A LOT MORE QUANTITY FOR MY MONEY, AND MORE VARIETY.
I'D LIKE TO SEE MORE RARE STRAINS OR UNIQUE FLOWERS.

TYPES OF CANNABIS PRODUCTS YOU WOULD LIKE TO SEE MORE OF IN DISPENSARIES IN NEW MEXICO (CONTINUED)

VERBATIM RESPONSES

QUESTION 31: WHAT TYPES OF CANNABIS PRODUCTS, EITHER FLOWER OR BUD, CONCENTRATES, EDIBLES OR TOPICALS WOULD YOU LIKE TO SEE MORE OF AT DISPENSARIES IN NEW MEXICO?

INCREASE THE FLOWER SUPPLY. SOLD MORE VARIETY - HAVE MORE PRODUCT VERY LITTLE IN MY AREA.	MORE CONCENTRATES AND EDIBLES.	MORE OF A BETTER SELECTION WITH CONCENTRATES. MORE SPECIALTY ITEMS ACROSS THE BOARD.
INDICA OR HIGHER THC LEVEL SUPPLY.	MORE CONCENTRATES.	MORE OF EVERYTHING EVERYBODY NEEDS.
INDICA TINCTURE.	MORE CONSISTENCY WITH PARTICULAR BRANDS.	MORE OF EVERYTHING.
INDICA. (N=2)	MORE CREAMS AND BALMS.	MORE OF THE BUDS. HIGHER THC CONTENT. LICENSE RENEWAL IS TOO EXPENSIVE AND SHOULD BE RENEWED LESS FREQUENTLY AS IN 3-4 YEARS.
INTERESTED IN MORE EDIBLES - BROWNIES ETC. SINCE I CAN'T SMOKE.	MORE DIFFERENT FLOWER, MORE DIFFERENT CARTRIDGES. THE ONE I LIKE BEST IS EDIBLES AS FAR AS VARIETY (GOES).	MORE OF THE CONCENTRATES.
IT REALLY DOESN'T MATTER TO ME.	MORE DIVERSE STRAINS.	MORE OF THE FLOWER.
I'VE HEARD OF INFUSED WATER. MIGHT LIKE TO TRY THAT.	MORE DRINKS, MORE WAXES AND CONCENTRATES (SUGAR WAX), MORE TOPICALS VERY SMALL AMOUNT AVAILABLE.	MORE OF THE FLOWERS AND CONCENTRATES.
JUST MORE STRAINS.	BROWNIES WOULD BE GOOD.	MORE OG STRAINS.
KEEP MORE OF THE CARTRIDGES IN STOCK. WHEN GET IN, THEY GO REALLY FAST.	MORE EDIBLES AND OILS.	MORE OIL PRODUCTS CBD WITH THC MIX. LARGER FLAVOR VARIETY OF COOKIES.
LARGER VARIETY OF EDIBLES.	MORE EDIBLES AND TINCTURE.	MORE OILS - VAPE CARTRIDGES.
LARGER VARIETY OF FLOWER.	MORE EDIBLES DIFFERENT VARIETY.	MORE OILS.
LARGER VARIETY OF STRAINS WITH HIGHER THC LEVELS.	MORE EDIBLES IN STOCK.	MORE OPTIONS FOR BUD.
LAS VEGAS DIDN'T HAVE THE STRENGTH I NEED SO WE GO TO A DISPENSARY IN TRINIDAD.	MORE EDIBLES LIKE FRUIT LEATHER, GUMMIES, AND SUGAR FREE. I TRY TO KEEP MY DIET MOSTLY SUGAR FREE. I USE THEM SO RARELY IT'S NOT THAT BIG OF A DEAL.	MORE PATCHES.
LEMONADE INFUSED WITH LAVENDER.	MORE EDIBLES THAT AREN'T SUGAR BASED. NOT VERY STRONG EDIBLES.	MORE PRODUCT, LOWER PRICES, MAYBE EVEN MORE SHOPS OPENING UP.
LESS POTENT PRODUCTS.	MORE EDIBLES, A WIDER VARIETY OF FLOWERS.	MORE RSO OIL.
LIVE RESIN, THE PUREST FORM OF THC.	MORE EDIBLES, THAT'S WHY I DON'T PURCHASE BECAUSE IN MY AREA NOT A BIG VARIETY.	MORE SATIVA BUD - LARGER VARIETY.
LOOKING FOR CBD OIL AND CAN'T FIND.	MORE EDIBLES. (N=8)	MORE SATIVA WAX AND FLOWER BUDS.
LOTIONS. (N=2)	MORE EDIBLES. HAVE NOT SEEN CARTRIDGES IN LAS CRUCES, WHICH IS WHY I'VE NEVER TRIED THEM.	MORE SATIVA.
MANGO JUICE.	MORE EDIBLES. I'D LIKE TO TRY CREAMS. I HAVEN'T YET.	MORE SKYWALKER, SNOOP STREAM, BISCOCHITOS, OATMEAL AND POPCORN.
MARY JANES SALVE OINTMENT.	MORE EDIBLES/CHOCOLATES.	MORE STRAINS OF BUD, EDIBLES AND OILS.
MAUI WOWIE.	MORE FLOWER - MORE CONCENTRATES.	MORE STRAINS OF BUD.
MOON ROCK.	MORE FLOWER BUD FLAVORS. SOME OF THE OLD FLAVORS.	MORE STRAINS OF FLOWER.
MOON ROCK. BETTER PRICES.	MORE FLOWER BUD.	MORE STRAINS OF FLOWER. SATIVA HIGH GRADE.
MOON ROCKS, EDIBLES, CARTRIDGES - MORE VARIETY.	MORE FLOWER SELECTION/STRAINS/VARIETY. (N=11)	MORE SUPER LEMON HAZE.
MORE AFFORDABLE VAPES.	MORE FLOWERS AND CONCENTRATES.	MORE THAT ARE 50/50 CBD THC.
MORE AND BETTER EDIBLES.	MORE FULL SPECTRUM EDIBLES.	MORE TOPICALS AND TINCTURES.
MORE BAKED GOODS.	MORE GLUTEN FREE EDIBLES.	MORE TOPICALS, PAIN CREAM.
MORE BALMS, CREAMS AND FLOWERS.	MORE GUMMY FLAVORS. VARIETY (N=3)	MORE TOPICALS. (N=4)
MORE BONGS.	MORE HYBRIDS COMBINED WITH SATIVA AND INDICA. HIGHER THC LEVEL.	MORE VAPE CARTRIDGES.
MORE BUD SATIVA AND MORE HYBRID.	MORE INDICA BUD - LARGER SUPPLY OF HARD CANDY.	MORE VAPE PENS.
MORE BUD STRAINS - LARGER VARIETY.	MORE INDICA BUD - SEEM TO RUN OUT QUICKLY.	MORE VAPER OIL. BETTER, BIGGER VARIETY.
MORE BUD STRAINS.	MORE ITEMS IN GENERAL.	MORE VARIETIES OF FLOWERS AND CONCENTRATES.
MORE BUDS OF VARIOUS STRAINS.	MORE KIEFS AVAILABLE.	MORE VARIETY AND ACCURACY OF WAX. SATIVA AND INDICA HAVE BEEN MIXED UP.
MORE CAPSULES AND CREAMS.	MORE KINDS OF FLOWER.	MORE VARIETY IN FLOWER AND BUD. A LOT OF TIMES YOU GO AND THERE ARE 3 - 4 REALLY GOOD ONES BUT NO MORE THAN THAT.
MORE CARTRIDGES AVAILABLE.	MORE KUSH - MORE GRANDDADDY.	MORE VARIETY OF BOTH BUD AND TOPICALS.
MORE CBD PRODUCTS, MORE CBD FLOWERS. A STRAIN WITH 1:1 RATIO THC/CBD.	MORE LIQUID.	
MORE CBD PRODUCTS.	MORE NATURAL.	
MORE CBD/THC STRAINS.		
MORE CHOICE OF DRINKS AND EDIBLES.		
MORE CONCENTRATES AND BUDS FOR LOWER PRICE.		

TYPES OF CANNABIS PRODUCTS YOU WOULD LIKE TO SEE MORE OF IN DISPENSARIES IN NEW MEXICO (CONTINUED)

VERBATIM RESPONSES

QUESTION 31: WHAT TYPES OF CANNABIS PRODUCTS, EITHER FLOWER OR BUD, CONCENTRATES, EDIBLES OR TOPICALS WOULD YOU LIKE TO SEE MORE OF AT DISPENSARIES IN NEW MEXICO?

MORE VARIETY OF CARTRIDGES THAT ARE EASY TO CARRY AND MORE READILY AVAILABLE TO UTILIZE.

MORE VARIETY OF EDIBLES - CRACKERS.

MORE VARIETY OF EDIBLES, MAYBE SOME SAVORY SNACKS.

MORE VARIETY OF EDIBLES. (N=2)

MORE VARIETY OF EVERYTHING.

MORE VARIETY OF FLAVOR WITH HIGHER THC.

MORE VARIETY OF FLOWER. (N=2)

MORE VARIETY OF LOTIONS AND CREAMS.

MORE WAX AND SHATTER VARIETIES, AND OVERALL WIDER SELECTION.

MORE WAX.

NACHO CHEESE DIP.

NEED TO KEEP MORE CREAMS IN STOCK.

NEED TO MAKE WITH GLUTEN FREE OR NO SUGAR - OFFER PEOPLE THAT DON'T EAT FLOUR. ALTERNATIVES. WOULD LIKE LARGER SALVE SIZE.

WOULD LIKE TEAS IN NEW MEXICO.

NEWER STUFF - EDIBLE SEASONING. MORE DRINKS - LEMONADE.

NM HAS READILY AVAILABLE 10-12 STRAINS OF BUD, 4 KINDS OF CARTRIDGES THAT DON'T SAY WHAT'S IN THEM, USUALLY JUST INDICA, SATIVA, HYBRID, AND ONE THAT NAMES A BUNCH OF DIFFERENT STRAINS. WE NEED STRAIN - SPECIFIC CONCENTRATES, MORE FLOWER VARIETIES, DIFFERENT CARTRIDGES, NEW SHATTER. MORE VARIETY IN GENERAL.

NOTHING ELSE.

OFFER MORE EDIBLES, DIFFERENT VARIETIES.

OILS - CARTRIDGES.

OILS AND CBD.

OILS. (N=3)

ORGANIC FLOWER AND BUD BECAUSE I'M CONCERNED ABOUT CANCER CAUSING INGREDIENTS.

PATCHES. (N=2)

PEPPERMINT BARS.

PILL FORM.

PRE-ROLLED.

PRETTY MUCH EVERYTHING I NEED IT FOR IS GOOD.

PROBABLY FLOWER.

PROBABLY MORE FLOWER VARIETIES, AND MORE CONSISTENCY IN STOCK, SO I DON'T HAVE TO WONDER IF IT'S THERE.

PRODUCT HIGHER THAN 70%. LOWER COST ON PRODUCT.

PURE LIFE - BUD.

RSO AND EDIBLES.

SATIVA AND OILS.

SATIVA BUD IN LAS VEGAS.

SATIVA BUD.

SATIVA RUNS OUT QUICKLY.

SATIVA. (N=2)

SHATTER AND BUD SATIVA.

SHORTIES, I WOULD LIKE MORE OF.

SMALLER DOSES BUT MORE OF IT - MAYBE SOMETHING LIKE M & Ms.

SOME CRYSTALS FOR COFFEE.

SOUR DIESEL FLOWER/SHATTER.

SPORTS CREAM/RECOVERY BALMS AND DEFINITELY MORE ROSIN.

STRAINS HYBRID.

TABLET FORM, LACTOSE FREE, SUGAR FREE.

THCV STRAIN, DUBAN POISON, HARLEQUIN.

THE ALREADY ROLLED JOINTS.

THE BLEND OF CDB AND THC TOPICALS, AND A LARGER SELECTION OF CHOCOLATES.

THE EDIBLES, I REALLY LIKE THEM.

THE FLOWER.

THEY ONLY SELL 1/2 GRAM OF CARTRIDGE WOULD LIKE 1 GRAM.

TINCTURE. (N=2)

TOPICALS. (N=5)

VAPE CARTRIDGES (CONCENTRATES).

VAPE PEN OILS.

VAPE. (N=5)

VARIETY OF EDIBLES.

VERDES PRODUCTS.

WAX.

WAXES.

WHATEVER WORKS...WOULD LIKE TO SEE THE BREAKDOWN OF STRANDS ON BOARD (FOR EXAMPLE: IS FOR JOINTS, FOR MIGRAINES, ETC.)

WIDER VARIETY OF BUD.

WIDER VARIETY OF HARD CANDIES.

WOULD LIKE FOR THE DISPENSARIES TO HAVE DEALS, LIKE BUY THIS AND GET THAT 1/2 OR FULL OZ. OF WEED.

WOULD PURCHASE MORE CANNABIS OR CANNABIS DERIVED PRODUCTS IN A 90 DAY PERIOD IF ALLOWED

QUESTION 32: IF ALLOWED, WOULD YOU PURCHASE MORE CANNABIS DERIVED PRODUCTS, FROM DISPENSARIES, IN A 90 DAY PERIOD?

	TOTAL SAMPLE (N=607)	GENDER		ETHNICITY		AGE				HOUSEHOLD INCOME				
		MALE	FEMALE	HISPANIC	ANGLO	18 TO 34 YEARS	35 TO 49 YEARS	50 TO 64 YEARS	65 YEARS AND OVER	LESS THAN \$20,000	\$20,000 TO \$39,999	\$40,000 TO \$59,999	\$60,000 TO \$79,999	\$80,000 AND OVER
Yes	48%	46%	51%	59%	38%	68%	53%	48%	23%	66%	51%	39%	48%	23%
No	49%	52%	46%	37%	59%	32%	45%	49%	69%	33%	44%	59%	48%	75%
DON'T KNOW	3%	2%	4%	3%	3%	1%	2%	2%	8%	1%	5%	2%	3%	3%

	TOTAL SAMPLE (N=607)	EDUCATION				EMPLOYMENT STATUS						HAVE A PERSONAL PRODUCTION LICENSE, OR PPL	
		HIGH SCHOOL GRADUATE OR LESS	SOME COLLEGE/ ASSOCIATE	COLLEGE GRADUATE	GRADUATE DEGREE	EMPLOYED FULL-TIME	RETIRED	SOME OTHER JOB STATUS	UNEMPLOYED	EMPLOYED PART-TIME	OTHER	Yes	No
Yes	48%	58%	53%	42%	18%	50%	32%	63%	56%	53%	50%	42%	49%
No	49%	39%	43%	56%	79%	49%	63%	30%	41%	45%	47%	54%	48%
DON'T KNOW	3%	3%	4%	2%	3%	1%	5%	7%	3%	2%	3%	4%	3%

	TOTAL SAMPLE (N=607)	REGION					SATISFACTION WITH THE MEDICAL CANNABIS PROGRAM IN NEW MEXICO			
		ABQ METRO	NORTH WEST	NORTH CENTRAL	LAS CRUCES/ SOUTH WEST	EASTSIDE	VERY SATISFIED	4	3	NOT SATISFIED
Yes	48%	48%	62%	38%	48%	57%	47%	46%	61%	53%
No	49%	50%	33%	59%	50%	38%	51%	51%	36%	47%
DON'T KNOW	3%	2%	5%	3%	2%	6%	2%	3%	3%	-

BUILT UP A TOLERANCE TO CANNABIS OR CANNABIS PRODUCTS IN THE PAST YEAR

QUESTION 33: IN THE PAST YEAR, HAVE YOU BUILT UP A TOLERANCE TO CANNABIS OR CANNABIS PRODUCTS THAT HAS REQUIRED AN INCREASE IN YOUR CONSUMPTION OVER TIME?

	TOTAL SAMPLE (N=607)	GENDER		ETHNICITY		AGE				HOUSEHOLD INCOME				
		MALE	FEMALE	HISPANIC	ANGLO	18 TO 34 YEARS	35 TO 49 YEARS	50 TO 64 YEARS	65 YEARS AND OVER	LESS THAN \$20,000	\$20,000 TO \$39,999	\$40,000 TO \$59,999	\$60,000 TO \$79,999	\$80,000 AND OVER
Yes	24%	26%	22%	26%	23%	44%	27%	18%	8%	30%	23%	24%	30%	12%
No	73%	70%	76%	71%	74%	53%	69%	81%	87%	68%	74%	72%	70%	81%
DON'T KNOW	3%	3%	2%	3%	3%	3%	3%	1%	5%	2%	3%	4%	-	5%

	TOTAL SAMPLE (N=607)	EDUCATION				EMPLOYMENT STATUS						HAVE A PERSONAL PRODUCTION LICENSE, OR PPL	
		HIGH SCHOOL GRADUATE OR LESS	SOME COLLEGE/ ASSOCIATE	COLLEGE GRADUATE	GRADUATE DEGREE	EMPLOYED FULL-TIME	RETIRED	SOME OTHER JOB STATUS	UNEMPLOYED	EMPLOYED PART-TIME	OTHER	Yes	No
Yes	24%	32%	26%	18%	9%	25%	12%	33%	26%	32%	34%	26%	24%
No	73%	67%	71%	79%	85%	72%	83%	67%	71%	65%	63%	73%	73%
DON'T KNOW	3%	1%	3%	3%	6%	2%	4%	-	3%	2%	3%	1%	3%

	TOTAL SAMPLE (N=607)	REGION					SATISFACTION WITH THE MEDICAL CANNABIS PROGRAM IN NEW MEXICO			
		ABQ METRO	NORTH WEST	NORTH CENTRAL	LAS CRUCES/ SOUTH WEST	EASTSIDE	VERY SATISFIED	4	3	NOT SATISFIED
Yes	24%	25%	30%	17%	25%	27%	24%	24%	23%	32%
No	73%	72%	67%	81%	74%	69%	73%	73%	77%	68%
DON'T KNOW	3%	3%	2%	2%	1%	4%	3%	3%	-	-

NUMBER OF MILES TO THE CLOSEST MEDICAL CANNABIS DISPENSARY

QUESTION 34: APPROXIMATELY HOW CLOSE, IN MILES, DO YOU LIVE TO THE NEAREST MEDICAL CANNABIS DISPENSARY?

	TOTAL SAMPLE (N=607)	GENDER		ETHNICITY		AGE				HOUSEHOLD INCOME				
		MALE	FEMALE	HISPANIC	ANGLO	18 TO 34 YEARS	35 TO 49 YEARS	50 TO 64 YEARS	65 YEARS AND OVER	LESS THAN \$20,000	\$20,000 TO \$39,999	\$40,000 TO \$59,999	\$60,000 TO \$79,999	\$80,000 AND OVER
0 - 1 MILE	22%	23%	22%	25%	21%	26%	17%	23%	22%	24%	22%	27%	18%	20%
1.1 - 3 MILES	25%	23%	28%	23%	25%	23%	24%	28%	25%	23%	26%	31%	28%	23%
4 - 5 MILES	18%	20%	15%	20%	16%	21%	20%	14%	16%	15%	13%	15%	21%	28%
6 - 20 MILES	22%	21%	22%	21%	23%	17%	28%	18%	26%	21%	22%	17%	22%	26%
21 - 50 MILES	8%	9%	7%	8%	8%	9%	9%	8%	6%	10%	10%	10%	6%	-
51 MILES OR MORE	4%	3%	4%	3%	4%	4%	3%	5%	4%	5%	6%	1%	4%	1%
DON'T KNOW/WON'T SAY	2%	2%	2%	1%	2%	1%	-	4%	2%	3%	1%	-	2%	3%

	TOTAL SAMPLE (N=607)	EDUCATION				EMPLOYMENT STATUS						HAVE A PERSONAL PRODUCTION LICENSE, OR PPL	
		HIGH SCHOOL GRADUATE OR LESS	SOME COLLEGE/ ASSOCIATE	COLLEGE GRADUATE	GRADUATE DEGREE	EMPLOYED FULL-TIME	RETIRED	SOME OTHER JOB STATUS	UNEMPLOYED	EMPLOYED PART-TIME	OTHER	Yes	No
0 - 1 MILE	22%	25%	21%	21%	19%	20%	21%	28%	16%	14%	46%	15%	23%
1.1 - 3 MILES	25%	21%	26%	30%	24%	27%	28%	22%	23%	31%	9%	21%	26%
4 - 5 MILES	18%	18%	17%	18%	19%	20%	15%	13%	15%	24%	16%	22%	17%
6 - 20 MILES	22%	21%	21%	22%	24%	21%	25%	19%	23%	13%	22%	27%	21%
21 - 50 MILES	8%	10%	8%	5%	9%	8%	6%	12%	10%	9%	6%	8%	8%
51 MILES OR MORE	4%	3%	4%	4%	5%	3%	3%	4%	8%	2%	-	5%	4%
DON'T KNOW/WON'T SAY	2%	3%	2%	-	-	-	2%	1%	4%	7%	-	2%	2%

	TOTAL SAMPLE (N=607)	REGION					SATISFACTION WITH THE MEDICAL CANNABIS PROGRAM IN NEW MEXICO			
		ABQ METRO	NORTH WEST	NORTH CENTRAL	LAS CRUCES/ SOUTH WEST	EASTSIDE	VERY SATISFIED	4	3	NOT SATISFIED
0 - 1 MILE	22%	25%	23%	17%	21%	19%	23%	21%	24%	16%
1.1 - 3 MILES	25%	32%	23%	18%	18%	22%	27%	23%	22%	18%
4 - 5 MILES	18%	19%	13%	18%	20%	12%	17%	19%	15%	25%
6 - 20 MILES	22%	20%	26%	25%	23%	18%	20%	22%	23%	28%
21 - 50 MILES	8%	2%	8%	15%	13%	13%	8%	8%	9%	6%
51 MILES OR MORE	4%	1%	3%	5%	3%	12%	4%	2%	5%	6%
DON'T KNOW/WON'T SAY	2%	1%	5%	2%	1%	2%	1%	4%	-	-

USED A MEDICAL CANNABIS DELIVERY OR COURIER SERVICE

QUESTION 35: HAVE YOU EVER USED A MEDICAL CANNABIS DELIVERY OR COURIER SERVICE?

	TOTAL SAMPLE (N=607)	GENDER		ETHNICITY		AGE				HOUSEHOLD INCOME				
		MALE	FEMALE	HISPANIC	ANGLO	18 TO 34 YEARS	35 TO 49 YEARS	50 TO 64 YEARS	65 YEARS AND OVER	LESS THAN \$20,000	\$20,000 TO \$39,999	\$40,000 TO \$59,999	\$60,000 TO \$79,999	\$80,000 AND OVER
Yes	6%	6%	6%	4%	7%	4%	6%	9%	5%	11%	4%	6%	5%	3%
No	94%	94%	94%	96%	93%	96%	94%	91%	95%	89%	96%	94%	93%	97%
DON'T KNOW	*	-	*	-	*	-	-	-	1%	-	-	-	2%	-

	TOTAL SAMPLE (N=607)	EDUCATION				EMPLOYMENT STATUS						HAVE A PERSONAL PRODUCTION LICENSE, OR PPL	
		HIGH SCHOOL GRADUATE OR LESS	SOME COLLEGE/ ASSOCIATE	COLLEGE GRADUATE	GRADUATE DEGREE	EMPLOYED FULL-TIME	RETIRED	SOME OTHER JOB STATUS	UNEMPLOYED	EMPLOYED PART-TIME	OTHER	Yes	No
Yes	6%	4%	8%	7%	2%	1%	9%	11%	7%	9%	3%	10%	5%
No	94%	96%	92%	92%	98%	99%	90%	89%	93%	91%	97%	90%	95%
DON'T KNOW	*	-	-	1%	-	-	1%	-	-	-	-	-	*

	TOTAL SAMPLE (N=607)	REGION					SATISFACTION WITH THE MEDICAL CANNABIS PROGRAM IN NEW MEXICO			
		ABQ METRO	NORTH WEST	NORTH CENTRAL	LAS CRUCES/ SOUTH WEST	EASTSIDE	VERY SATISFIED	4	3	NOT SATISFIED
Yes	6%	4%	10%	5%	8%	9%	5%	7%	9%	6%
No	94%	96%	90%	95%	92%	91%	95%	93%	91%	94%
DON'T KNOW	*	*	-	-	-	-	*	-	-	-

*LESS THAN 1% REPORTED.

REASONS FOR USING A MEDICAL CANNABIS DELIVERY OR COURIER SERVICE

AMONG THOSE WHO HAVE USED A MEDICAL CANNABIS DELIVERY/COURIER SERVICE

TOTAL RESPONSES (N=36)

QUESTION 37: WHY DID YOU CHOSE TO USE A MEDICAL CANNABIS DELIVERY OR COURIER SERVICE?

CONVENIENCE	44%
CAN'T DRIVE FOR MEDICAL REASONS	25%
DO NOT HAVE A CAR	14%
HAD TO GO TO RUIDOSO	6%
CAN'T DRIVE BECAUSE I DO NOT HAVE A DRIVER'S LICENSE	6%
NO DISPENSARY CLOSE BY, HAD TO BE DELIVERED FROM ALBUQUERQUE	3%
DELIVERY SERVICE OUT OF SERVICE OVER ONE YEAR	3%
OUT-OF-TOWN	3%
MOBILE DISPENSARY BEFORE PERMANENT ONE WAS PUT IN	3%

REASONS FOR NOT USING A MEDICAL CANNABIS DELIVERY OR COURIER SERVICE

AMONG THOSE WHO HAVE NOT USED A MEDICAL CANNABIS DELIVERY/COURIER SERVICE

TOTAL RESPONSES (N=571)

QUESTION 37: WHY HAVE YOU CHOSEN NOT TO USE A MEDICAL CANNABIS DELIVERY OR COURIER SERVICE?

NOT AWARE OF SERVICE	40%
NO NEED	32%
I PREFER TO LOOK AT/SHOP THE PRODUCTS THAT ARE AVAILABLE	13%
NOT AVAILABLE IN AREA/DON'T THINK AVAILABLE IN AREA	7%
NO REASON IN PARTICULAR	4%
DON'T WANT TO PAY FOR IT	2%
CAN'T AFFORD IT	2%
DON'T TRUST THE SERVICE	2%
DON'T KNOW	1%
CONVENIENT/RIGHT THERE	1%
DOESN'T DRY PROPERLY AND GETS MOLDY	*
I JUST STARTED THE PROGRAM	*
NOT ENOUGH INFORMATION ON DELIVERY	*
DON'T WANT PEOPLE TO KNOW	*
WHAT IS THE COST	*
PEOPLE AT DISPENSARY HELP WHEN I GO	*
EASIER TO GO MYSELF	*
NOT SAFE FOR COURIER	*
TRIED HAD TO TAKE AN ENTIRE DAY OFF FROM WORK	*
ONLY COMES ONCE A MONTH	*
MORE TROUBLE THAN IT'S WORTH	*
BECAUSE OF LOCATION	*
DON'T USE MY CARD	*

*LESS THAN 1% REPORTED.

HAS A PERSONAL PRODUCTION LICENSE (PPL)

QUESTION 38: DO YOU HAVE A PERSONAL PRODUCTION LICENSE, OR PPL?

	TOTAL SAMPLE (N=607)	GENDER		ETHNICITY		AGE				HOUSEHOLD INCOME				
		MALE	FEMALE	HISPANIC	ANGLO	18 TO 34 YEARS	35 TO 49 YEARS	50 TO 64 YEARS	65 YEARS AND OVER	LESS THAN \$20,000	\$20,000 TO \$39,999	\$40,000 TO \$59,999	\$60,000 TO \$79,999	\$80,000 AND OVER
Yes	14%	19%	9%	14%	15%	9%	19%	19%	6%	9%	12%	26%	11%	14%
No	86%	81%	91%	86%	85%	91%	81%	81%	94%	91%	88%	74%	89%	86%

	TOTAL SAMPLE (N=607)	EDUCATION				EMPLOYMENT STATUS						HAVE A PERSONAL PRODUCTION LICENSE, OR PPL	
		HIGH SCHOOL GRADUATE OR LESS	SOME COLLEGE/ ASSOCIATE	COLLEGE GRADUATE	GRADUATE DEGREE	EMPLOYED FULL-TIME	RETIRED	SOME OTHER JOB STATUS	UNEMPLOYED	EMPLOYED PART-TIME	OTHER	Yes	No
Yes	14%	15%	14%	15%	9%	14%	15%	16%	14%	13%	9%	100%	-
No	86%	85%	86%	85%	91%	86%	85%	84%	86%	87%	91%	-	100%

	TOTAL SAMPLE (N=607)	REGION					SATISFACTION WITH THE MEDICAL CANNABIS PROGRAM IN NEW MEXICO			
		ABQ METRO	NORTH WEST	NORTH CENTRAL	LAS CRUCES/ SOUTH WEST	EASTSIDE	VERY SATISFIED	4	3	NOT SATISFIED
Yes	14%	14%	23%	12%	11%	15%	13%	14%	15%	25%
No	86%	86%	77%	88%	89%	85%	87%	86%	85%	75%

UTILIZES PPL TO GROW CANNABIS PLANTS
AMONG THOSE WITH A PERSONAL PRODUCTION LICENSE

QUESTION 39: ARE YOU USING YOUR PPL TO GROW CANNABIS PLANTS?

	TOTAL RESPONSES (N=85)	GENDER		ETHNICITY		AGE				HOUSEHOLD INCOME				
		MALE	FEMALE	HISPANIC	ANGLO	18 TO 34 YEARS	35 TO 49 YEARS	50 TO 64 YEARS	65 YEARS AND OVER	LESS THAN \$20,000	\$20,000 TO \$39,999	\$40,000 TO \$59,999	\$60,000 TO \$79,999	\$80,000 AND OVER
Yes	74%	80%	62%	72%	74%	84%	79%	67%	75%	67%	85%	81%	68%	73%
No	26%	20%	38%	28%	26%	16%	21%	33%	25%	33%	15%	19%	32%	27%

	TOTAL RESPONSES (N=85)	EDUCATION				EMPLOYMENT STATUS						HAVE A PERSONAL PRODUCTION LICENSE, OR PPL	
		HIGH SCHOOL GRADUATE OR LESS	SOME COLLEGE/ ASSOCIATE	COLLEGE GRADUATE	GRADUATE DEGREE	EMPLOYED FULL-TIME	RETIRED	SOME OTHER JOB STATUS	UNEMPLOYED	EMPLOYED PART-TIME	OTHER	Yes	No
Yes	74%	68%	84%	71%	66%	81%	67%	75%	59%	100%	67%	74%	-
No	26%	32%	16%	29%	34%	19%	33%	25%	41%	-	33%	26%	-

	TOTAL RESPONSES (N=85)	REGION					SATISFACTION WITH THE MEDICAL CANNABIS PROGRAM IN NEW MEXICO			
		ABQ METRO	NORTH WEST	NORTH CENTRAL	LAS CRUCES/ SOUTH WEST	EASTSIDE	VERY SATISFIED	4	3	NOT SATISFIED
Yes	74%	75%	66%	77%	90%	64%	76%	69%	75%	88%
No	26%	25%	34%	23%	10%	36%	24%	31%	25%	12%

NUMBER OF PLANTS CURRENTLY GROWING

AMONG THOSE USING THEIR PPL

QUESTION 40: HOW MANY PLANTS ARE YOU CURRENTLY GROWING, INCLUDING SEEDLINGS AND MATURE PLANTS?

	TOTAL RESPONSES (N=64)	GENDER		ETHNICITY		AGE				HOUSEHOLD INCOME				
		MALE	FEMALE	HISPANIC	ANGLO	18 TO 34 YEARS	35 TO 49 YEARS	50 TO 64 YEARS	65 YEARS AND OVER	LESS THAN \$20,000	\$20,000 TO \$39,999	\$40,000 TO \$59,999	\$60,000 TO \$79,999	\$80,000 AND OVER
0 - 2 PLANTS	43%	45%	38%	42%	50%	36%	44%	50%	34%	50%	47%	27%	50%	75%
3 - 5 PLANTS	17%	12%	31%	16%	18%	19%	26%	13%	-	9%	6%	23%	25%	12%
6 - 8 PLANTS	22%	23%	19%	16%	24%	27%	8%	21%	50%	10%	30%	27%	25%	-
9 - 12 PLANTS	11%	12%	6%	13%	3%	9%	13%	8%	16%	10%	11%	18%	-	-
13 PLANTS OR MORE	8%	8%	6%	12%	6%	9%	9%	9%	-	20%	6%	4%	-	13%

	TOTAL RESPONSES (N=64)	EDUCATION				EMPLOYMENT STATUS						HAVE A PERSONAL PRODUCTION LICENSE, OR PPL	
		HIGH SCHOOL GRADUATE OR LESS	SOME COLLEGE/ ASSOCIATE	COLLEGE GRADUATE	GRADUATE DEGREE	EMPLOYED FULL-TIME	RETIRED	SOME OTHER JOB STATUS	UNEMPLOYED	EMPLOYED PART-TIME	OTHER	YES	NO
0 - 2 PLANTS	43%	30%	56%	47%	26%	54%	38%	33%	67%	16%	-	43%	-
3 - 5 PLANTS	17%	25%	4%	27%	24%	19%	13%	33%	-	-	50%	17%	-
6 - 8 PLANTS	22%	30%	16%	19%	25%	23%	25%	23%	-	34%	-	22%	-
9 - 12 PLANTS	11%	5%	20%	-	-	4%	18%	11%	-	17%	50%	11%	-
13 PLANTS OR MORE	8%	10%	4%	6%	25%	-	6%	-	33%	33%	-	8%	-

	TOTAL RESPONSES (N=64)	REGION					SATISFACTION WITH THE MEDICAL CANNABIS PROGRAM IN NEW MEXICO			
		ABQ METRO	NORTH WEST	NORTH CENTRAL	LAS CRUCES/ SOUTH WEST	EASTSIDE	VERY SATISFIED	4	3	NOT SATISFIED
0 - 2 PLANTS	43%	33%	66%	61%	41%	44%	48%	50%	32%	28%
3 - 5 PLANTS	17%	24%	34%	-	10%	12%	18%	12%	12%	15%
6 - 8 PLANTS	22%	20%	-	20%	30%	33%	19%	13%	22%	57%
9 - 12 PLANTS	11%	13%	-	10%	10%	11%	12%	7%	23%	-
13 PLANTS OR MORE	8%	10%	-	10%	10%	-	3%	19%	11%	-

NUMBER OF HARVESTS PER YEAR

AMONG THOSE USING THEIR PPL

QUESTION 41: HOW MANY HARVESTS DO YOU TYPICALLY HAVE PER YEAR?

	TOTAL RESPONSES (N=64)	GENDER		ETHNICITY		AGE				HOUSEHOLD INCOME				
		MALE	FEMALE	HISPANIC	ANGLO	18 TO 34 YEARS	35 TO 49 YEARS	50 TO 64 YEARS	65 YEARS AND OVER	LESS THAN \$20,000	\$20,000 TO \$39,999	\$40,000 TO \$59,999	\$60,000 TO \$79,999	\$80,000 AND OVER
0 - 1 HARVEST	48%	47%	50%	51%	50%	27%	30%	71%	51%	49%	47%	28%	76%	64%
2 - 3 HARVESTS	31%	28%	37%	25%	29%	45%	39%	21%	17%	30%	24%	45%	-	36%
4 HARVESTS OR MORE	12%	14%	7%	12%	12%	-	27%	8%	-	21%	6%	18%	24%	-
DON'T KNOW/WON'T SAY	9%	10%	6%	12%	9%	28%	4%	-	31%	-	23%	9%	-	-

	TOTAL RESPONSES (N=64)	EDUCATION				EMPLOYMENT STATUS						HAVE A PERSONAL PRODUCTION LICENSE, OR PPL	
		HIGH SCHOOL GRADUATE OR LESS	SOME COLLEGE/ ASSOCIATE	COLLEGE GRADUATE	GRADUATE DEGREE	EMPLOYED FULL-TIME	RETIRED	SOME OTHER JOB STATUS	UNEMPLOYED	EMPLOYED PART-TIME	OTHER	Yes	No
0 - 1 HARVEST	48%	30%	56%	54%	76%	43%	57%	56%	65%	33%	-	48%	-
2 - 3 HARVESTS	31%	40%	24%	32%	-	26%	25%	44%	-	67%	50%	31%	-
4 HARVESTS OR MORE	12%	15%	16%	-	24%	19%	6%	-	35%	-	-	12%	-
DON'T KNOW/WON'T SAY	9%	15%	4%	13%	-	11%	12%	-	-	-	50%	9%	-

	TOTAL RESPONSES (N=64)	REGION					SATISFACTION WITH THE MEDICAL CANNABIS PROGRAM IN NEW MEXICO			
		ABQ METRO	NORTH WEST	NORTH CENTRAL	LAS CRUCES/ SOUTH WEST	EASTSIDE	VERY SATISFIED	4	3	NOT SATISFIED
0 - 1 HARVEST	48%	33%	67%	70%	60%	45%	47%	56%	33%	44%
2 - 3 HARVESTS	31%	47%	16%	-	20%	33%	31%	25%	56%	14%
4 HARVESTS OR MORE	12%	6%	16%	30%	20%	-	7%	19%	11%	28%
DON'T KNOW/WON'T SAY	9%	13%	-	-	-	22%	15%	-	-	14%

AMOUNT OF DRY USABLE CANNABIS YIELDED PER HARVEST

AMONG THOSE USING THEIR PPL WHO HAVE HAD A HARVEST

QUESTION 42: APPROXIMATELY HOW MUCH DRIED USABLE CANNABIS DO YOU YIELD PER HARVEST, IN OUNCES OR POUNDS?

	TOTAL RESPONSES (N=60)	GENDER		ETHNICITY		AGE				HOUSEHOLD INCOME				
		MALE	FEMALE	HISPANIC	ANGLO	18 TO 34 YEARS	35 TO 49 YEARS	50 TO 64 YEARS	65 YEARS AND OVER	LESS THAN \$20,000	\$20,000 TO \$39,999	\$40,000 TO \$59,999	\$60,000 TO \$79,999	\$80,000 AND OVER
0 - 2 OUNCES	26%	22%	37%	32%	25%	18%	23%	32%	34%	20%	29%	23%	-	38%
3 - 5 OUNCES	18%	20%	13%	18%	15%	-	22%	27%	-	10%	21%	18%	26%	24%
6 - 10 OUNCES	19%	27%	-	18%	22%	18%	23%	18%	17%	10%	14%	18%	24%	38%
11 OUNCES OR MORE	10%	11%	7%	9%	9%	18%	14%	5%	-	31%	-	13%	-	-
DON'T KNOW/WON'T SAY	26%	20%	44%	23%	28%	46%	18%	19%	49%	29%	36%	28%	50%	-

	TOTAL RESPONSES (N=60)	EDUCATION				EMPLOYMENT STATUS						HAVE A PERSONAL PRODUCTION LICENSE, OR PPL	
		HIGH SCHOOL GRADUATE OR LESS	SOME COLLEGE/ ASSOCIATE	COLLEGE GRADUATE	GRADUATE DEGREE	EMPLOYED FULL-TIME	RETIRED	SOME OTHER JOB STATUS	UNEMPLOYED	EMPLOYED PART-TIME	OTHER	YES	NO
0 - 2 OUNCES	26%	25%	31%	15%	51%	21%	33%	34%	-	41%	50%	26%	-
3 - 5 OUNCES	18%	15%	13%	30%	-	20%	20%	22%	16%	-	-	18%	-
6 - 10 OUNCES	19%	20%	21%	8%	49%	25%	13%	22%	17%	19%	-	19%	-
11 OUNCES OR MORE	10%	10%	14%	7%	-	8%	-	12%	35%	20%	-	10%	-
DON'T KNOW/WON'T SAY	26%	30%	22%	40%	-	26%	34%	11%	32%	19%	50%	26%	-

	TOTAL RESPONSES (N=60)	REGION					SATISFACTION WITH THE MEDICAL CANNABIS PROGRAM IN NEW MEXICO			
		ABQ METRO	NORTH WEST	NORTH CENTRAL	LAS CRUCES/ SOUTH WEST	EASTSIDE	VERY SATISFIED	4	3	NOT SATISFIED
0 - 2 OUNCES	26%	21%	67%	29%	14%	23%	21%	34%	23%	28%
3 - 5 OUNCES	18%	24%	-	-	30%	22%	24%	20%	-	14%
6 - 10 OUNCES	19%	13%	16%	39%	42%	-	10%	27%	44%	15%
11 OUNCES OR MORE	10%	7%	-	21%	14%	11%	10%	13%	-	14%
DON'T KNOW/WON'T SAY	26%	35%	16%	11%	-	45%	35%	6%	34%	29%

DO YOU PURCHASE CANNABIS OR CANNABIS DERIVED PRODUCTS FROM ANYONE WITH A PERSONAL PRODUCTION LICENSE?

AMONG THOSE WITHOUT A PPL

QUESTION 43: DO YOU EVER PURCHASE CANNABIS OR CANNABIS DERIVED PRODUCTS FROM ANYONE WITH A PERSONAL PRODUCTION LICENSE (PPL)?

	TOTAL RESPONSES (N=547)	GENDER		ETHNICITY		AGE				HOUSEHOLD INCOME				
		MALE	FEMALE	HISPANIC	ANGLO	18 TO 34 YEARS	35 TO 49 YEARS	50 TO 64 YEARS	65 YEARS AND OVER	LESS THAN \$20,000	\$20,000 TO \$39,999	\$40,000 TO \$59,999	\$60,000 TO \$79,999	\$80,000 AND OVER
YES	3%	3%	2%	3%	3%	5%	1%	1%	3%	1%	4%	1%	2%	1%
No	97%	96%	97%	96%	96%	95%	98%	98%	96%	98%	95%	97%	98%	97%
DON'T KNOW	1%	1%	1%	1%	1%	-	1%	1%	1%	1%	1%	1%	-	1%

	TOTAL RESPONSES (N=547)	EDUCATION				EMPLOYMENT STATUS						HAVE A PERSONAL PRODUCTION LICENSE, OR PPL	
		HIGH SCHOOL GRADUATE OR LESS	SOME COLLEGE/ ASSOCIATE	COLLEGE GRADUATE	GRADUATE DEGREE	EMPLOYED FULL-TIME	RETIRED	SOME OTHER JOB STATUS	UNEMPLOYED	EMPLOYED PART-TIME	OTHER	YES	NO
YES	3%	3%	3%	2%	2%	2%	1%	3%	2%	5%	-	11%	2%
No	97%	97%	97%	96%	97%	97%	97%	97%	98%	95%	97%	85%	97%
DON'T KNOW	1%	1%	-	2%	2%	*	2%	-	-	-	3%	4%	1%

	TOTAL RESPONSES (N=547)	REGION					SATISFACTION WITH THE MEDICAL CANNABIS PROGRAM IN NEW MEXICO			
		ABQ METRO	NORTH WEST	NORTH CENTRAL	LAS CRUCES/ SOUTH WEST	EASTSIDE	VERY SATISFIED	4	3	NOT SATISFIED
YES	3%	2%	3%	1%	3%	4%	1%	4%	6%	-
No	97%	96%	97%	99%	96%	95%	98%	95%	94%	100%
DON'T KNOW	1%	1%	-	-	1%	1%	1%	1%	-	-

*LESS THAN 1% REPORTED.

OVERALL SATISFACTION WITH THE MEDICAL CANNABIS PROGRAM IN NEW MEXICO

QUESTION 44: HOW SATISFIED ARE YOU WITH THE MEDICAL CANNABIS PROGRAM IN NEW MEXICO? PLEASE USE A 5-POINT SCALE WHERE A 5 IS VERY SATISFIED AND A 1 IS NOT SATISFIED AT ALL.

	TOTAL SAMPLE (N=607)	GENDER		ETHNICITY		AGE				HOUSEHOLD INCOME				
		MALE	FEMALE	HISPANIC	ANGLO	18 TO 34 YEARS	35 TO 49 YEARS	50 TO 64 YEARS	65 YEARS AND OVER	LESS THAN \$20,000	\$20,000 TO \$39,999	\$40,000 TO \$59,999	\$60,000 TO \$79,999	\$80,000 AND OVER
5 - VERY SATISFIED	54%	53%	56%	60%	50%	52%	55%	57%	51%	59%	47%	54%	61%	61%
4	26%	26%	25%	23%	30%	31%	24%	25%	23%	20%	33%	24%	23%	27%
3	13%	13%	12%	11%	12%	11%	17%	12%	12%	15%	14%	16%	12%	6%
2	3%	3%	2%	3%	3%	3%	3%	2%	4%	2%	2%	3%	4%	1%
1 - NOT SATISFIED AT ALL	2%	3%	1%	2%	2%	2%	1%	2%	5%	3%	1%	3%	-	3%
DON'T KNOW/WON'T SAY	2%	1%	3%	2%	2%	1%	-	3%	6%	1%	3%	-	-	3%
MEAN †	4.3	4.2	4.4	4.4	4.3	4.3	4.3	4.4	4.2	4.3	4.3	4.2	4.4	4.5

	TOTAL SAMPLE (N=607)	EDUCATION				EMPLOYMENT STATUS						HAVE A PERSONAL PRODUCTION LICENSE, OR PPL	
		HIGH SCHOOL GRADUATE OR LESS	SOME COLLEGE/ ASSOCIATE	COLLEGE GRADUATE	GRADUATE DEGREE	EMPLOYED FULL-TIME	RETIRED	SOME OTHER JOB STATUS	UNEMPLOYED	EMPLOYED PART-TIME	OTHER	Yes	No
5 - VERY SATISFIED	54%	60%	50%	54%	52%	57%	56%	48%	63%	36%	53%	49%	55%
4	26%	24%	29%	22%	29%	26%	22%	26%	23%	33%	34%	26%	25%
3	13%	9%	14%	17%	11%	12%	13%	18%	7%	20%	10%	13%	13%
2	3%	2%	2%	4%	4%	3%	3%	3%	1%	2%	3%	7%	2%
1 - NOT SATISFIED AT ALL	2%	1%	3%	2%	5%	1%	4%	1%	3%	7%	-	2%	2%
DON'T KNOW/WON'T SAY	2%	4%	1%	2%	-	1%	3%	4%	3%	2%	-	2%	2%
MEAN †	4.3	4.4	4.2	4.2	4.2	4.3	4.3	4.2	4.5	3.9	4.4	4.2	4.3

	TOTAL SAMPLE (N=607)	REGION					SATISFACTION WITH THE MEDICAL CANNABIS PROGRAM IN NEW MEXICO			
		ABQ METRO	NORTH WEST	NORTH CENTRAL	LAS CRUCES/ SOUTH WEST	EASTSIDE	VERY SATISFIED	4	3	NOT SATISFIED
5 - VERY SATISFIED	54%	58%	51%	54%	53%	46%	100%	-	-	-
4	26%	26%	18%	23%	26%	30%	-	100%	-	-
3	13%	11%	18%	15%	10%	16%	-	-	100%	-
2	3%	2%	-	4%	3%	4%	-	-	-	54%
1 - NOT SATISFIED AT ALL	2%	1%	10%	2%	4%	1%	-	-	-	46%
DON'T KNOW/WON'T SAY	2%	1%	3%	3%	3%	2%	-	-	-	-
MEAN †	4.3	4.4	4.0	4.3	4.3	4.2	5.0	4.0	3.0	1.5

† THE MEAN SCORE IS DERIVED BY TAKING THE AVERAGE SCORE BASED ON THE 5-POINT SCALE. THE VERY SATISFIED RESPONSE IS ASSIGNED A VALUE OF 5; THE NOT SATISFIED AT ALL RESPONSE IS ASSIGNED A VALUE OF 1. THE DON'T KNOW/WON'T SAY RESPONSES ARE EXCLUDED FROM THE CALCULATION OF THE MEAN.

REASONS FOR SATISFACTION WITH THE MEDICAL CANNABIS PROGRAM IN NEW MEXICO

VERBATIM RESPONSES

QUESTION 45: WHY DO YOU FEEL THIS WAY?

NO REASON IN PARTICULAR. (N=39)

DON'T KNOW. (N=12)

A GOOD POSITIVE OUTCOME FOR PEOPLE'S HEALTH.

A LOT OF PEOPLE HAVE ISSUES GETTING WHAT THEY NEED, WHEN THEY NEED IT.

A LOT OF PLACES DON'T ACCEPT CREDIT CARDS AND THERE'S FEES FOR ATM CARDS.

A LOT OF PLACES TO BUY FROM.

ABLE TO GET WHAT I NEED.

ABLE TO HAVE ENOUGH UNITS.

ABLE TO TAKE CARE OF MY NEEDS.

ACCESSIBILITY AND VARIETY ARE EXCELLENT. TREATED WELL BY THE PEOPLE AT DISPENSARY.

CONFIDENTIALITY IS KEPT.

ALLOWED TO BUY WHAT I NEED QUICKLY.

ALLOWS ME TO SLEEP.

ALLOWS ME TO SMOKE LEGALLY.

ALWAYS BEEN ABLE TO GET WHAT I NEED. NOT SATISFIED WITH PRICES, THAT'S WHY I GROW. I WISH I WOULD BE ALLOWED TO SELL THE EXCESS THAT I HAVE TO THE DISPENSARIES FOR OTHERS TO USE.

ALWAYS ROOM FOR IMPROVEMENT.

APPLICATION WAS EASY, LOTS OF DISPENSARIES.

AS FAR AS AVAILABILITY DOESN'T REALLY HELP US TOO MUCH. I WAS HOPING TO GET OFF MY PAIN PILLS BUT STILL FIND I NEED THEM SOMETIMES.

AVAILABILITY AND QUANTITIES LOW. PEOPLE SHOULD HAVE MORE KNOWLEDGE OF PRODUCTS AVAILABLE AND USAGE.

AVAILABILITY MORE I HAVE TO DRIVE 40 MILES - LOWER PRICES.

AVAILABILITY OF STRAINS AND SEEDS AVAILABLE TO PEOPLE WITH PPL.

AVAILABLE AS NEEDED.

AVAILABLE FOR WHAT I NEED FOR PAIN.

AWESOME. WASN'T ALLOWED TO SMOKE WITHOUT CARD WHILE ON PROBATION. NOW, WITH CARD, AM ALLOWED TO SMOKE.

BECAUSE ABLE TO GO TO SEVERAL DISPENSARIES. COULD HAVE MORE PRODUCT AND BIGGER VARIETY. MAKE RECREATIONAL LEGAL THEN DISPENSARIES WOULD HAVE BIGGER VARIETY. HIGH CLIENTELE WOULD ALLOW DISPENSARIES TO INCREASE THEIR VOLUME AND VARIETY.

BECAUSE HAVE TO RENEW EVERY YEAR.

BECAUSE I AM NEW AT THIS.

BECAUSE I DO BOTH CANNABIS AND BE AT THE PAIN CLINIC PER PAIN CLINIC

BECAUSE I DON'T KNOW WHAT WE WOULD'VE DONE WITHOUT IT.

BECAUSE I KNOW THAT DISPENSARY - HELPED ASSISTING CHOICES.

BECAUSE I LIKE GOING AND THEY ARE ALWAYS SO KNOWLEDGEABLE.

BECAUSE I NEVER USED IT BEFORE. THE PEOPLE [AT THE DISPENSARIES] ARE VERY NICE. I'VE LEARNED A LOT. IT HAS HELPED ME A LOT.

BECAUSE IF I COULDN'T HAVE ACCESS TO IT, I WOULD DO IT ILLEGALLY. HAVING IT READILY AVAILABLE IS HUGE.

BECAUSE IF IT WASN'T FOR THAT I DON'T KNOW WHAT I DO MY PAIN IS 24 HOURS A DAY.

BECAUSE I'M A HUNTER AND WISH TO OWN A GUN, I CANNOT SMOKE.

BECAUSE IN THE PAST I WAS ABLE TO GET FLOWER AND NOW MORE PRODUCTS TO USE. SINCE I HAVE ASTHMA THE EDIBLE PRODUCTS ARE BETTER SO I DON'T HAVE TO SMOKE.

BECAUSE IT IS A GREAT OPPORTUNITY TO ELIMINATE USING PRESCRIPTION.

BECAUSE IT KEEPS PEOPLE FROM BUYING OFF THE STREET AND THIS CONTROLS QUALITY OF WHAT YOU ARE GETTING. ALSO - NEW LICENSE IS IN SEALED ENVELOPE AND HAS TO BE SENT TO SANTA FE CERTIFIED. TOO EXPENSIVE AND TOO COMPLICATED.

BECAUSE IT SAVED MY LIFE.

BECAUSE IT'S BASED ON THE COMPASSIONATE USE ACT.

BECAUSE IT'S CURTAILED MY PAIN BY AT LEAST 80%.

BECAUSE IT'S REAL CLOSE AND AFFORDABLE FOR ME. I HAVE SOME CONCERN FOR MY FELLOW MAN, WHO CAN'T AFFORD IT AND HAVE A HIGHER NEED. BUT FOR MYSELF, IT'S FINE.

BECAUSE I'VE BEEN SMOKING FOR 40 YEARS AND NOW YOU DON'T HAVE TO SNEAK AROUND.

BECAUSE I'VE NEEDED IT AND IT GIVES A BETTER LIFE FOR ME.

BECAUSE MOST OF THE TIME THEY HAVE WHAT I WANT. THEY BREAK IT DOWN FOR ME AND GIVE ME THE BEST PRODUCT FOR ME. THEY ARE KNOWLEDGEABLE OF ALL THE PRODUCTS.

BECAUSE OF ALL THE REGULATIONS A BIT OF A HASSLE FILLING OUT PAPERWORK EVERY YEAR.

BECAUSE OF THE LOW SELECTION, NO NAME BRAND. IT ALL COMES FROM JUST A COUPLE OF COMPANIES. THE SAME STRAIN FROM DIFFERENT COMPANIES HAS DIFFERENT EFFECTS. NM IS WAY BEHIND CALIFORNIA AND COLORADO IN SELECTIONS OFFERED. I KNOW THEY ARE RECREATIONAL STATES. I UNDERSTAND THAT NM GROWERS AREN'T ALLOWED TO BUY FROM OTHER STATES.

BECAUSE OF THE TROUBLE I HAVE GETTING THAT FLOWER - IF I COULD GET THAT LOW THC YEAR ROUND I WOULD BE HAPPY.

BECAUSE PEOPLE DON'T SEEM TO LOOK DOWN ON YOU WHEN YOU TELL THEM IT'S FOR MEDICAL REASONS.

BECAUSE THE DISPENSARY I GO TO IS VERY FRIENDLY AND HAS WHAT I NEED.

BECAUSE THE PRODUCTS MAKE IT EASY TO DETERMINE HOW MUCH I NEED.

BECAUSE THE PROGRAM IS IN EFFECT NOW SO YOU CAN BUY POT LEGALLY. I WOULD GIVE A EXCEPT THERE'S NOT AS MUCH VARIETY AS I'D LIKE.

BECAUSE THERE COULD BE IMPROVEMENT: MORE STRAINS, BETTER PRODUCT OUT. BETTER PRICES.

BECAUSE THEY ARE VERY FRIENDLY AND HELPFUL.

REASONS FOR SATISFACTION WITH THE MEDICAL CANNABIS PROGRAM IN NEW MEXICO (CONTINUED)

VERBATIM RESPONSES

QUESTION 45: WHY DO YOU FEEL THIS WAY?

BECAUSE THEY DON'T LET THE STRAINS MATURE - THEY DON'T CURE IT LONG ENOUGH. FAST DRY NOT SLOW DRY.

BECAUSE THEY HAVE EVERYTHING I NEED.

BECAUSE THEY HAVE IT RIGHT NOW, COLORADO HAS BETTER PRODUCTS. THERE SHOULD BE A REGULATION IN PRODUCTION WHERE EACH BRAND USES THE SAME PRODUCTS.

BECAUSE WITH THE CARE I AVOID A LOT OF FINES AS OF WITHOUT IT. DON'T HAVE TO WAIT LONG.

BECAUSE WOULD LIKE THE LIMIT RAISED.

BEEN ABLE TO GET OFF SOME PRESCRIPTION MEDICINES NARCOTICS AND IT HAS DONE ME WELL.

BEEN ON PROGRAM YEARS.

BEEN ON PROGRAM 5 YEARS.

BEEN ONLINE RESEARCHING FOR YEARS, DON'T THINK IT NEEDS SO MUCH REGULATION.

BEFORE LEGALIZED FEEL DIFFERENT. NOW I'M MORE COMFORTABLE GETTING IT.

BELIEVE THAT WE SHOULD HAVE A HIGHER %- BETTER QUALITY MEDS.

BENEFIT OF THE PRODUCT IS GREAT.

BETTER ACCESS TO PRODUCTS. CAP FOR PRODUCERS NEEDS TO BE LIFTED.

BETTER JOB IN EDUCATION - DISPENSARIES NOT STANDARDIZED IN EDUCATION.

BETTER SCREENING.

BETTER THAN PRESCRIPTION OR ALCOHOL.

CA MORE VARIETY AND MORE DISPENSARIES. THE LIMITED NUMBER OF DISPENSARIES THAT ARE CLOSE TO HIM MAKES TRAVEL TO THERE TOO EXPENSIVE. COST IS A BIG PROBLEM.

CAN GET THE PRODUCT I NEED WHEN I NEED IT.

CAN GET WHAT I NEED AND CAN ALWAYS USE IMPROVEMENT.

CAN GET WHAT I NEED. IT'S GREAT IT'S NOT ILLEGAL.

CAN PURCHASE AND IT HELPS ME.

CAN USE HIS MEDICINE WITHOUT BEING HARASSED.

CANCER VERY GOOD PROGRESS.

CANNABIS HAS HELPED ME A LOT.

CAUSE NO ONE'S PERFECT AND IS A GOOD NUMBER.

CERTAIN DISPENSARIES DON'T HAVE WHAT I'M LOOKING FOR.

CLIENT HAS ALMOST COMPLETELY STOPPED USING HYDROCODONE.

COMFORT OF NOT BEING CAUGHT BY THE LAW. JUST GOT MY CARD THREE MONTHS AGO.

CONSISTENT PRODUCT.

CONVENIENCE - READILY AVAILABLE.

CONVENIENCE AND VARIETY.

CONVENIENCE LEGAL TO USE AND BUY.

CONVENIENCE, NOT HAVE TO BUY OFF THE STREET.

CONVENIENCE. (N=5)

CONVENIENT AND HELPFUL.

CONVENIENT AND PEOPLE ARE VERY NICE.

COST IS TOO HIGH. I AM ON DISABILITY.

COST OF MEDICATION IS VERY EXPENSIVE - COST OF LICENSE IS COSTLY.

COST OF PRODUCT IS HIGH.

COULD BE A LITTLE MORE AFFORDABLE.

CUSTOMER SERVICE VERY NICE AND WELCOMING AND HELP CHOOSE RIGHT PRODUCT FOR PAIN.

DECENT PRODUCTS. PRETTY GOOD QUALITY CONTROL.

DID NOT HELP ME AT ALL SO DO NOT USE IT ANYMORE.

DISABLED VET, HELPS WITH PTSD. THIS HELPS THEM MORE THAN OTHER MEDICAL.

DO NOT KNOW ENOUGH TO RATE HIGHER.

DOESN'T DO A GOOD JOB WITH THE EDUCATION VALUE OF THE PROGRAM.

DOGGONE EXPENSIVE SO I DON'T BUY MUCH.

DOH IS NOT HELPFUL WITH HOW MUCH YOU SHOULD BE TAKING. THERE ARE NO GUIDELINES IN PLACE FOR USING FROM ANYONE.

DOING PRETTY GOOD - MOST PLACES HAVE GOOD VARIETY AND SPECIALS.

DOING THEIR BEST. PRODUCTS NEED TO BE IMPROVED. IMPROVE THEIR THC LEVELS.

DON'T HAVE A LOT OF PROBLEMS WITH PROGRAM. HELPFUL - IN CONCENTRATING ON MY LIFE.

DON'T HAVE PRESCRIPTION DRUGS TO TAKE ANYMORE.

DON'T LIKE HAVING TO RENEW EVERY YEAR.

DON'T LIKE HOW FAR AWAY THE DISPENSARY IS. MADE A BIG DIFFERENCE IN MY LIFE.

DON'T TAKE AS MUCH MEDICATION FOR ANXIETY. IT'S A GOOD SUBSTITUTE. I WORK FULL-TIME AND I DON'T SMOKE WEED ALL DAY, ONLY SMOKE AT HOME. VERY SATISFYING TO ME.

EACH DISPENSARY NEEDS TO HAVE MORE AVAILABLE IN STOCK.

EASE OF IT ALL CONVENIENT.

EASY - PEOPLE VERY HELPFUL. NO PROBLEMS WITH SELECTION.

EASY TO GET THE CARD, THE PEOPLE ARE AWESOME BUT THEY RUN OUT TOO FAST.

EASY TO GET.

EDIBLES ARE MIXED POT TYPES AND SOME DON'T HELP ME!

EDIBLES THAT ARE FOR STRESS AND ANXIETY.

ENJOY BEING ABLE TO PURCHASE IN NEW MEXICO.

ENVIRONMENT AT DISPENSARY IS UPLIFTING.

EVERY TIME I GO I CAN PURCHASE WHATEVER I WANT, IT'S A GOOD PROGRAM.

EVERY TIME I GO THEY HAVE WHAT I NEED. OPEN ON WEEKENDS AND SUNDAY. THEY HAVE GOOD HOURS. PEOPLE ARE FRIENDLY AND VERY HELPFUL.

EVERY TIME I GO, I CAN BUY WHAT I NEED.

EVERYONE IS SO HELPFUL. FROM GETTING INTO THE PROGRAM TO HELP IN THE DISPENSARY. ALL I HAVE TO DO IS TELL THEM WHAT I NEED TO TREAT, AND THEY HELP ME GET WHAT I NEED.

EVERYTHING GOING SMOOTHLY.

EVERYTHING IS FAIRLY EFFICIENT - FRIENDLY SMOOTH PROCESS. READILY AVAILABLE.

EVERYTHING IS FINE - HAVEN'T HAD ANY ISSUES.

REASONS FOR SATISFACTION WITH THE MEDICAL CANNABIS PROGRAM IN NEW MEXICO (CONTINUED)

VERBATIM RESPONSES

QUESTION 45: WHY DO YOU FEEL THIS WAY?

EXCELLENT PROGRAM AND ALTERNATIVE TO OPIOIDS.

EXCELLENT PROGRAM FOR GETTING OFF OPIOIDS PRESCRIPTION DRUGS.

EXPENSIVE.

EXPERIENCE WANTED BUT GOOD.

FEEL LIKE A PATIENT NOT A USER. THE COST IS OUTRAGEOUS AND OVERWHELMING.

FIRST AND FOREMOST - MEDICAL LICENSES HAVE A COALITION AND HAVE MONOPOLIZED THE SYSTEM AND RAISED PRICES. NOT OUT FOR THE PATIENT. I CONSIDER IT GREED. NOTICED - LACK OF DIVERSITY PEOPLE OF COLOR MEXICAN AND BLACK VERY FEW PEOPLE OF COLOR IN THE DISPENSARIES. NOT SPOKEN ABOUT BUT NEEDS TO BE ADDRESSED. HAVE GROW SHOP AND BUSINESS BACKGROUND. A LOT OF GREED IN THE INDUSTRY AND A BIG PROBLEM WITH PROGRAM. SHOULDN'T HAVE TO PAY EVERY YEAR.

FOR MOST PART WORKING OUT FOR ME - RECREATIONAL WOULD HELP MORE PEOPLE.

FOR MY NEEDS IT COVERS WHAT I NEED.

FROM COLORADO, STILL DIDN'T HAVE PROGRAM. VERY DIFFERENT THAN NEW MEXICO. HERE IS LESS BUSINESS LIKE - MORE FRIENDLY PEOPLE IN SHOPS.

GET MORE RELIEF THAN WITH PRESCRIPTIONS.

GETS GOOD SERVICE.

GETS THE MEDICATION THAT IS NEEDED TO FEEL BETTER.

GETTING BETTER ON CARD RENEWAL.

GLAD IT IS AVAILABLE. USE FOR PAIN MANAGEMENT.

GLAD IT'S AVAILABLE. MEETING HER NEED THAT COULDN'T BE MET BEFORE.

GLAD THEY HAVE IT. NOT UNHAPPY.

GLAD TO HAVE THE SERVICE LEGAL.

GOOD ACCESS, KNOWLEDGEABLE, HELP - EASY APPLICATION PROCESS.

GOOD FOR PATIENTS THAT LIVE IN THE STATE TO GET IT.

GOOD FOR PEOPLE THAT NEED IT.

GOOD PRICES.

GOOD PRODUCT. (N=2)

GOOD PROGRAM, NEW TO IT ALL SO DON'T KNOW TOO MUCH ABOUT IT YET.

GOOD SELECTION.

GOOD SERVICES BUT SOMETIMES CANNOT FIND WHAT YOU WANT.

GOOD SYSTEM TO HELP PEOPLE IN NEED.

GOOD.

GRATEFUL FOR THE PROGRAM.

GREAT ALTERNATIVE TO OPIOIDS, GREAT THAT VETERANS ARE NOW ALLOWED, NO LONGER TABOO.

DOCTORS WERE VERY HELPFUL AT THE VETERANS ADMINISTRATION.

GREAT FOR THOSE WHO NEED IT. GREAT ALTERNATIVE TO OPIOIDS.

GREAT OPTION TO PRESCRIPTION.

HAS HELPED MY MEDICAL CONDITION.

HAVE A VARIETY OF OPTIONS.

HAVE ALL THAT I NEED. EASIER FOR ME NOT AS MANY FLASHBACKS.

HAVE BEEN HAPPY WITH IT.

HAVE GONE INTO QUITE A FEW DISPENSARIES. KNOWLEDGEABLE PEOPLE. LARGE VARIETY.

HAVE NO PROBLEMS.

HAVE TO GO TO SEVERAL LOCATIONS TO GET THE PRODUCT I WANT.

HAVE WHAT I NEED.

HAVING SEIZURES HAVE GONE AWAY SINCE ABLE TO USE MEDICAL CANNABIS.

HELP MY PTSD.

HELP WITH PAIN.

HELPED A LOT WITH ANXIETY, PTSD, MIGRAINES AND SEIZURES.

HELPED SO MUCH, GLAD THAT IT IS AVAILABLE.

HELPING OUT A LOT OF PEOPLE.

HELPS A LOT OF PEOPLE.

HELPS HIS PAIN.

HELPS ME A LOT.

HELPS ME FEEL BETTER. (N=2)

HELPS ME FEEL GOOD.

HELPS ME WITH MY HEALTH PROBLEMS.

HELPS ME.

HELPS MY ANXIETY A LOT.

HELPS MY ANXIETY AND DEPRESSION.

HELPS RELAX ME. DOESN'T HURT ME WHEN I'M REALLY SICK. REALLY RELIEVES ME.

HELPS THE PATIENTS - CONVENIENT FOR PATIENTS.

HELPS WITH MY MEDICAL PROBLEMS. I AM NOT HARASSED BY PEOPLE OR THE LAW.

HELPS WITH PAIN BUT EXPENSIVE.

HELPS WITH PAIN MANAGEMENT.

HELPS WITH PTSD AND A LOT OF PAIN. WANTED TO PUT ME ON MORE HORMONES, LIKE TAKING SOMETHING THAT IS HERBAL.

HELPS WITH SEVERAL CONDITIONS. PRESCRIPTION MEDS ARE NOT WORKING. SAFER THAN BUYING ON STREET.

HELPS.

HIGH PRICE. (N=2)

HIGHER PLANT COUNT.

I AM A DISABLED VETERAN WHO IS NOW DOWN FROM 13 PILLS A DAY TO 2 NOW A DAY. I FEEL MUCH BETTER.

I AM ALWAYS ABLE TO GET WHAT I NEED.

I AM NOT A BIG FAN OF A LOT OF THE USES OF CANNABIS AS A MEDICINE. USING IT FOR DEPRESSION SEEMS A LITTLE WEIRD TO ME.

REASONS FOR SATISFACTION WITH THE MEDICAL CANNABIS PROGRAM IN NEW MEXICO (CONTINUED)

VERBATIM RESPONSES

QUESTION 45: WHY DO YOU FEEL THIS WAY?

I AM SATISFIED WITH MEDICAL PROGRAM - JUST BY TALKING TO PEOPLE FROM OTHER STATES - KEEPS CONTROL OVER WHO IS USING IT. HAVING IT LEGALLY RECREATIONAL WILL CAUSE IT TO NOT BE CONTROLLED.

I APPRECIATE THE PROGRAM. EVERYTHING IS HANDLED PROFESSIONALLY AND CONFIDENTIALLY. THEY ALSO MAKE IT EASY TO RENEW MY PPL LICENSE.

I BELIEVE ULTRA HEALTH IS REALLY GOOD EXCEPT FOR WHEN THEY RUN OUT. THE WHOLE PROGRAM HAS BEEN NICE. THE PEOPLE AND WORKERS ALSO. IT WOULD BE NICE TO HAVE A DISPENSARY IN TOWN LORDSBURG.

I CAN BE IN TROUBLE WITH THIS PROGRAM IF I GO FROM LAS CRUCES TO T OR C BECAUSE I HAVE TO GO THROUGH BORDER PATROL. BUT IF I AM COMING FROM T OR C TO LAS CRUCES, I CAN TAKE MY PRODUCTS WITH ME WITHOUT ANY ISSUES. TOO MANY LAWS IN NEW MEXICO - SHOULD BE LEGALIZED.

I CAN BUY IT WITHOUT GOING TO JAIL.

I CAN GET BASICALLY ALL THE CBD STUFF I NEED.

I DON'T HAVE ANYTHING TO COMPARE IT TO. ALSO, I'VE ONLY DONE IT FOR LESS THAN A YEAR.

I DON'T HAVE TO TAKE PRESCRIPTIONS THAT HURT MY STOMACH. DUE TO LOW INCOME I CAN'T AFFORD TO PURCHASE THE AMOUNT I NEED, THEY NEED TO LOWER THE COST.

I DON'T KNOW ENOUGH TO ASK QUESTIONS SO I DON'T KNOW MUCH BUT THE EDIBLES HELP ME SLEEP.

I DON'T LIKE PHARMACEUTICALS.

I FEEL BETTER USING THIS PROGRAM. IT HAS HELPED ME WITH MY PAIN.

I FEEL IT'S DONE WELL FOR THE MEDICAL COMMUNITY. WE NEED TO LEAVE IT MEDICAL ONLY.

I FEEL IT'S EASIER TO CONTROL AND I CANNOT TAKE PAIN MEDICATION.

I FEEL LIKE THEY COULD MAKE IT EASIER TO GET MORE IN A 90 DAY PERIOD.

I GAVE IT A 4 BECAUSE IT'S NOT FOR RECREATIONAL USE.

I GET EVERYTHING I NEED.

I GET WHAT I NEED.

I HAVE A GOOD RAPPORT WITH THE DISPENSARIES AND THE PROGRAM IS GOOD FOR MY MEDICAL CONDITION.

I HAVE NO ISSUES OR PROBLEMS.

I HAVE NO PROBLEMS.

I HAVE NOT HAD ANY PROBLEMS. MEDICINE HAS HELPED ME A LOT.

I HAVE NOTHING BUT GOOD ABOUT THIS PROGRAM. I FEEL SO MUCH BETTER NOW.

I HAVE PTSD AND THIS IS ALL THAT WORKS FOR ME. IT SLOWS DOWN MY MIND. KEEPS MY STRESS LEVEL DOWN.

I HAVE RUN OUT OF PRODUCTS AND DIDN'T REALIZE I HAD RUN OUT OF UNITS. I WOULD LIKE TO HAVE A NOTIFICATION OF UNITS USED.

I HAVE SPINAL DEGENERATIVE DISEASE AND IT'S VERY SOOTHING AS OPPOSED TO OPIOIDS.

I HAVE TO RENEW MY CARD TOO OFTEN.

I HAVEN'T HAD ANY PROBLEMS AND IT KEEPS THE PAIN DOWN.

I JUST GOT MY CARD SO I HAVEN'T HAD EXPERIENCE WITH THE PROGRAM YET.

I JUST LIKE IT.

I JUST STARTED THE PROGRAM, BUT I NOTICE THE PRICES ARE TOO EXPENSIVE - I PROBABLY WON'T USE THE DISPENSARIES. I WON'T GO BACK.

I LIKE HOW THE STATE HAS HELPED ME OUT WITH MY PPL, WHICH I COULD NOT AFFORD.

I LIKE IT.

I LIKE NATURAL REMEDIES.

I LIKE THE OPPORTUNITY TO HAVE A VARIETY OF GETTING THE CANNABIS.

I LIVE SO FAR AWAY FROM NEAREST LARGER DISPENSARY.

I LOVE IT.

I LOVE THE PROGRAM! THE ONLY MINOR ISSUE IS I WOULD LIKE TO SEE THE EMPLOYEES AT DISPENSARIES TREAT PATIENTS WITH MORE RESPECT.

I SOMETIMES HAVE TO GO TO DIFFERENT DISPENSARIES TO GET WHAT I NEED.

I THINK IT COULD BE BETTER - MORE VARIETY OF EDIBLES. LAST TIME I GOT SOME - I DIDN'T KNOW WHAT I GOT. THEY TOLD ME IN THE STORE, BUT WHEN I GOT HOME, I COULDN'T REMEMBER. I RAN INTO THOSE W/CHOCOLATES. THEY ASKED WHAT YOU NEED. THEM FOR. THEY ASKED A LOT OF QUESTIONS. WHETHER FOR SLEEP, RELAXATION, PAIN, RECREATION. BETTER PRODUCT LABELING. EVEN IF IS SAID HOW MUCH, WHAT DOES THAT MEAN TO ME? THEY NEED TO USE EASIER WORDS FOR PEOPLE WHO DON'T KNOW MUCH ABOUT CANNABIS.

I THINK IT'S PRETTY GOOD. I THINK THERE COULD BE SOME IMPROVEMENT - MORE CHOICES OF HIGH CBD PRODUCTS.

I THINK IT'S RELATIVELY HASSLE FREE PROCESS TO GET THE LICENSE, BUT IF I'M MANIC IT STRESSES ME OUT.

I THINK MAKE MORE CONDITIONS TO BE ACCEPTED MORE LEEWAY TO CONTRACT MORE PEOPLE THAT NEED IT.

I WAS ABLE TO QUIT TAKING PERCOCET, 120 PILLS PER MONTH.

I WAS REALLY IMPRESSED WITH PROFESSIONALISM AND HOW NICE THE PEOPLE WERE WHEN IT WAS MY TURN IN LINE WHEN I SIGNED UP FOR PROGRAM. I HAVEN'T GONE TO A DISPENSARY YET, BUT I'M SURE THEY WILL HELP ME WITH ALL MY NEEDS.

I WISH IT WOULD BE MORE AVAILABLE.

I WOULD LIKE A DISPENSARY CLOSER TO HOME. THE PRICES ARE TOO HIGH AND AT THIS MOMENT THEY JUST TOLD ME THEY ARE OUT OF FLOWER.

I WOULD LIKE TO SEE A MIX OF 50/50 MIX (CBD TO THC RATIO). I WOULD LIKE TO HAVE THE PAIN RELIEF WITHOUT THE INTOXICATION.

REASONS FOR SATISFACTION WITH THE MEDICAL CANNABIS PROGRAM IN NEW MEXICO (CONTINUED)

VERBATIM RESPONSES

QUESTION 45: WHY DO YOU FEEL THIS WAY?

I WOULD LIKE TO TRY OTHER PRODUCTS BUT CANNOT AFFORD THEM.
I WOULD RATE A 5 IF THE FLOWERS DIDN'T COST SO MUCH.
I WOULD RATE 5 IF THE FLOWERS DIDN'T COST SO MUCH.
I'D LIKE TO SEE IT LEGALIZED FOR RECREATIONAL USE, TO LOWER CRIME RATES.
I'D RATHER DO CANNABIS THAN ANY OTHER MEDICINE. I WON'T GET ADDICTED.
IF WE HAD MORE STORES THE PRICES WOULD GO DOWN.
I'M 72 AND I CAN REMEMBER AT 18 HAVING TO HIDE.
I'M ABLE TO GROW MY OWN AND TAKE CARE OF MY OWN NEEDS.
I'M ACTIVELY SEEING A DOCTOR FOR MY DIAGNOSIS SO WHY SHOULD I HAVE TO REAPPLY FOR THE CARD EVERY YEAR. I'M A VETERAN AND I DON'T THINK I SHOULD HAVE TO DO THAT.
I'M ALRIGHT WITH IT. IT'S GOOD A LITTLE PRICEY SOMETIMES.
I'M GRATEFUL FOR THE PROGRAM AND I CAN TAKE WHAT I NEED WITHOUT SIDE EFFECTS.
I'M HAPPY WITH THEM AND IT HELPS ME.
I'M HAPPY WITH WHAT NM DOES WITH THEIR PROGRAM.
I'M NOT A HYPOCRITE. I DON'T TRUST NO ONE, NOT EVEN MYSELF.
I'M NOT THAT FAMILIAR WITH THE PROGRAM OVERALL.
I'M NOT TOO KNOWLEDGEABLE ABOUT EVERYTHING YET AND I'M STILL LEARNING.
I'M STILL CHECKING THINGS OUT.
I'M STILL REALLY NEW AND I FEEL LIKE I DON'T HAVE ENOUGH INFORMATION.
I'M VERY HAPPY TO SEE NEW MEXICO CHOOSE MEDICAL MARIJUANA BY MAKING IT LEGAL.
I'M VERY SATISFIED AND WOULD LIKE TO SEE IT EXPAND SO OTHERS CAN TAKE ADVANTAGE OF IT. MY NEEDS ARE TAKEN OF.
IN MICHIGAN YOU HAVE TO PAY FOR YOUR OWN CARD. IN NEW MEXICO IT'S EASIER TO BECOME A PATIENT.
INCREDIBLE, IT HELPS MY SEIZURES.
IT DOES WHAT I NEED.
IT HAS GOTTEN EASIER TO PURCHASE.
IT HAS MADE MY LIFE A LOT BETTER.
IT HAS MADE MY LIFE BETTER BECAUSE I CAN SLEEP AT NIGHT.
IT HAS MADE MY LIFE MORE LIVABLE.
IT HASN'T BEEN A HASSLE AND THERE'S NO STIGMA ATTACHED TO IT.
IT HELPS A LOT AND HAS MADE MY LIFE SO MUCH BETTER. THE PEOPLE AT THE DISPENSARIES ARE SO NICE AND HELPFUL.
IT HELPS A LOT OF THE PAIN I HAVE.
IT HELPS A LOT; DOCTORS WON'T PRESCRIBE WHAT WILL HELP WITH MY PAIN.
IT HELPS ME BE RELAXED.
IT HELPS ME SLEEP.
IT HELPS WITH ANXIETY, SLEEP, GETTING AN APPETITE ANYTHING YOU MIGHT NEED.

IT HELPS WITH MY BIPOLAR AND OTHER ISSUES.
IT HELPS WITH MY PAIN.
IT HELPS.
IT IS EASY FOR MEDICAL PATIENTS AND THEY ARE VERY HELPFUL.
IT IS EASY TO GET.
IT IS FAIRLY WELL REGULATED AND CONTROLLED.
IT IS GENERALLY AVAILABLE IF NOT AT ONE DISPENSARY WILL BE AT ANOTHER ONE. THE PEOPLE ARE KNOWLEDGEABLE AND NICE.
IT IS GOOD THAT IT IS REGULATED PROPERLY AND AVAILABLE FOR MEDICAL USE AND NOT ABUSED.
IT IS HELPFUL.
IT IS OK.
IT IS WORKING FOR ME - I FEEL SO MUCH BETTER.
IT MAKES IT LEGAL TO SELF-MEDICATE AND I CAN CHOOSE MY MEDICAL DESTINY, AND IT REMOVES THE RISK.
IT REALLY HELPS.
IT SEEMS LIKE NEW MEXICO IS FOCUSED ON ISSUING AND RENEWING CARDS. I LIKE DISPENSARIES; PEOPLE ARE VERY NICE AND INFORMATIVE.
IT SHOULD BE LEGAL.
IT SHOULD BE MORE AVAILABLE AND LEGAL.
IT SUITS MY NEEDS AND HAS HELPED ME.
IT TAKES TOO LONG TO GET MY CARD RENEWED ON TIME.
IT WORKS BETTER THAN ANYTHING ELSE.
IT WORKS REALLY GOOD, BUT THERE IS ALWAYS ROOM FOR IMPROVEMENT. YEARLY RENEWAL OF CARD FOR CHRONIC PATIENTS.
IT WORKS TO HELP ME WITH MY PAIN, ANXIETY, PANIC ATTACKS. MUST WORK FOR OTHERS IN NEED.
IT WORKS, GLAD IT EXISTS.
IT'S A GOOD PROGRAM AND HELPS A LOT OF PEOPLE.
IT'S A GOOD PROGRAM NO PROBLEMS.
IT'S A GOOD THING AND IT'S CONVENIENT FOR PAIN MANAGEMENT.
IT'S A WIN AND I'LL TAKE ANY WIN.
IT'S ALWAYS AS IS DESCRIBED. IT TELLS WHAT IT IS FOR AND GIVE GUIDANCE AS WHAT TO GET.
IT'S ALWAYS AVAILABLE FOR ME AND THEY'VE BEEN GOOD TO ME.
IT'S AMAZING AND EASY TO RENEW MY LICENSE. HAS HELPED ME LOWER MY OPIOID INTAKE.
IT'S AVAILABLE AND I THINK THE PEOPLE, THE TWO PHARMACIES I USE, ARE VERY KNOWLEDGEABLE AND HELPFUL. IT IS A HASSLE TO HAVE TO GET REEVALUATED EACH TIME SOMETIMES THE PHYSICIANS DON'T FILL OUT THE PAPERWORK COMPLETELY AND IT CAUSES DELAY.
IT'S AWESOME. AMENABLE AND WELL DEFINED. REFRESHING TO MEET MEDICAL PROFESSIONALS WHO PREFER ALTERNATIVES TO PHARMACY. AMAZING FOR VETS WITH PTSD.

REASONS FOR SATISFACTION WITH THE MEDICAL CANNABIS PROGRAM IN NEW MEXICO (CONTINUED)

VERBATIM RESPONSES

QUESTION 45: WHY DO YOU FEEL THIS WAY?

IT'S BEEN WORKING FOR ME. I DON'T LIKE TAKING PAIN MEDICATIONS AND TO SMOKE A LITTLE MARIJUANA, IT REALLY DOES ME GOOD.

IT'S CHANGED MY LIFE - I'M OFF PRESCRIPTION MEDICATIONS.

IT'S CONVENIENT AND BECOMING MORE POPULAR.

IT'S CONVENIENT, SOME PLACES ARE REALLY GOOD AT TESTING, AND IT IS SAFE.

IT'S DOING EVERYTHING I NEED IT TO DO.

IT'S EASY TO GO IN AND OUT. SUPER CONVENIENT COMPARED TO OTHER STATES.

IT'S EXPENSIVE.

IT'S FAIRLY EASY TO GET INTO SEE A DOCTOR. EVERYONE HAS BEEN AMAZING.

IT'S GOOD FOR MEDICAL REASONS AND CONVENIENT AND SAFE.

IT'S GOOD, LIKE IF THERE IS A PROBLEM, IT'S HARD TO GET IN TOUCH WITH SOMEONE ON THE PHONE. ALWAYS MESSING AROUND WITH THE PAYMENT METHODS.

IT'S HELPED A LOT OF PEOPLE, THERE'S A LOT OF DISPENSARIES AROUND. AND AT THIS AGE INSOMNIA HAS HIT ME HARD SO IT REALLY HELPED.

ITS HELPED ME A LOT.

IT'S HELPED REDUCE MY SEIZURES AND JUST HAVING A NORMAL LIFE.

IT'S HELPFUL, IN A WAY, SOMETHING I DON'T LIKE DOING, BUT IT'S THERE FOR ME.

IT'S HIGHLY RESTRICTED; YOU CAN ONLY GET A CERTAIN AMOUNT EVERY MONTH.

IT'S JUST ALWAYS AVAILABLE, ONLY COMPLAINT I HOURS IS NOT OPEN LONG ENOUGH. CLOSE AT 4 P.M. ON WEEKENDS.

IT'S MET MY NEEDS.

IT'S NOT HELPING.

IT'S PRETTY AWESOME - GREAT THAT IT IS IN THIS STATE. THE PRICES ARE JUST TERRIBLE. NEED MORE VARIETY OF PRODUCTS, DEFINITELY MUCH LOWER PRICES.

IT'S PRETTY GOOD. THEY'VE GOT ALL THE STUFF TO LOOK AT. IT'S PRETTY INTERESTING - EVEN THE EDIBLES.

IT'S REALLY HELPED ME A LOT.

IT'S TOO EXPENSIVE AND IT DOESN'T LAST FOR THE PAIN.

IT'S USER FRIENDLY AND THE PEOPLE WHO RUN THE PROGRAM ARE FRIENDLY, HELPFUL AND PROFESSIONAL.

I'VE BENEFITTED TREMENDOUSLY FROM IT.

I'VE HAD NO PROBLEMS, BUT MY WALLET GOT STOLEN AND I HAD TO PAY \$ TO GET A REPLACEMENT CARD - ENOUGH THOUGH IT WAS NOT MY FAULT - \$ IS VERY EXPENSIVE FOR A REPLACEMENT CARD.

I'VE NEVER HAD ANY ISSUES WITH DISPENSARY OR LICENSING.

I'VE NEVER HAD ANY ISSUES.

I'VE NOT HAD ANY ISSUES WITH ANY PERMITS OR ANYTHING.

JUST BECAUSE THE LAWS COULD BE BETTER. FARMINGTON AREA ONLY HAS ONE DISPENSARY. THEY

CHARGE US WHAT THEY WANT. A LITTLE BIT MORE DISPENSARIES WOULD BE BETTER.

JUST FINDING MY WAY.

JUST MAINLY BECAUSE THERE'S NOT A LOT OF PLACES TO GO TO AND THE SELECTION ISN'T GOOD.

JUST STARTED IT'S WORKING FOR THE PAIN.

JUST STARTED NOT TOO FAMILIAR.

JUST THE LENGTH OF TIME - CARD RENEWAL EVERY YEAR. PPL SHOULD NOT HAVE TO PAY FOR IT.

JUST, YOU KNOW, CONVENIENT AND IT HELPS MY SYMPTOMS AND DISEASE.

KEEPS ME ALIVE.

KNOWING ITS CONVENIENT.

LACK OF AVAILABILITY OF EDIBLES. HIGHER STRENGTH PRODUCTS ARE HARD TO GET.

LACK OF PRODUCT IN THE DISPENSARIES.

LACK OF STOCK.

LIKE TO SEE MORE AVAILABILITY.

LIKE TO SEE MORE GUIDELINES AND REGULATIONS EXPLAINED. MORE VARIETY IN DISPENSARIES.

LIMITED NUMBER OF DISPENSARIES AND THUS LIMITED PRODUCT.

LOT OF DISPENSARIES HAVE A LOT OF CHOICE FOR PTSD PAIN AND ANXIETY.

MAIN THING IS THE RENEWAL PROCESS.

MAINLY THE BIOTRAK SYSTEM NEEDS TO BE BETTER, ALSO THE UNITS NEED TO BE HIGHER, AND PEOPLE WHO WANT TO MAKE BUDDER DON'T GET NEARLY ENOUGH.

MAKES MY LIFE BETTER.

MAKES MY LIFE PAIN FREE.

MEDICAL MARIJUANA IS CUTTING EDGE BETTER TO TAKE THEN OPIOIDS OR DRINKING OR OTHER ALTERNATIVES.

MEDICALLY, I USE IT TO SLEEP.

MEDICINE HELPS AND I HAVE NOT HAD ANY PROBLEMS.

MEET MY NEEDS, THEY HAVE WHAT I NEED AND REGULATED APPROPRIATELY.

MEET MY NEEDS.

MEETS HIS NEEDS.

MORE AVAILABLE AND LEGAL.

MORE NEEDS TO BE AVAILABLE TO BUY.

MORE PATIENT PROTECTION WHEN GETTING A JOB - THE PRICES ARE OUTRAGEOUS.

MORE PRODUCTS AVAILABLE.

MORE STORES GET YOU BETTER PRICES.

MORE UNIFORM WAY TO CHECK IN PATIENTS, DOH HAS A RULE THAT WE CAN'T LET ANYONE WITHOUT A CARD INTO THE AREA WHERE WE HELP PATIENTS, BUT I ALSO KNOW PEOPLE WHO GO IN TO BUY GLASS DON'T NEED A CARD, LEAVING MANY SITUATIONS UNCLEAR AS TO HOW TO DO MY JOB PROPERLY.

REASONS FOR SATISFACTION WITH THE MEDICAL CANNABIS PROGRAM IN NEW MEXICO (CONTINUED)

VERBATIM RESPONSES

QUESTION 45: WHY DO YOU FEEL THIS WAY?

MORE VARIETY NEEDED. RECIPE BOOKS WOULD BE HELPFUL. HELP WITH FINDING WORK.
MOST DISPENSARIES DON'T ACCEPT CREDIT CARDS. AND AVAILABILITY.
MOST OF PRODUCT WHERE EVER YOU GO, HELPFUL PEOPLE.
MOVED FROM STATE WHERE MEDICAL CANNABIS IS ILLEGAL. I HAVE ARTHRITIS IN MY SPINE SO WAS VERY PLEASED TO BE ABLE TO GET MY GROWERS LICENSE AT THE DISPENSARY WHEN WE MOVED HERE.
NEED MORE KNOWLEDGE ABOUT WHAT TO RECOMMEND FOR THE PATIENT TO USE.
NEED TO EDUCATE PEOPLE BETTER ABOUT EDIBLES - INCREASE AVAILABILITY OF EDIBLE PRODUCTS.
NEED TO IMPROVE VARIETY AND AVAILABILITY. NEED TO BE ABLE TO PURCHASE MORE IN A DAY PERIOD BECAUSE MY TOLERANCE IS HIGHER AND I NEED MORE.
NEED TO KEEP THE PROGRAM AND MAKE IT LEGAL TO ALL.
NEEDS TO INCLUDE RECREATIONAL CANNABIS BEFORE I CAN GIVE IT AN A .
NEVER HAD A PROBLEM GETTING WHAT I NEED.
NEVER HAD A PROBLEM WITH PRODUCTS OR RENEWING CARD.
NEVER HAD ANY ISSUES.
NEVER HAD ANY ISSUES. VERY KNOWLEDGEABLE AT THE DISPENSARY.
NEW MEXICO NEEDS A BETTER SELECTION OF PRODUCT. ACCURACY NEEDS TO BE ADDRESSED. BETTER QUALITY OF PRODUCT.
NICE TO HAVE THE AVAILABILITY WITH NO PROBLEM.
NO COMPLAINTS.
NO ISSUES WITH PROGRAM, VERY HELPFUL WITH PARKINSON'S.
NO ONE TO HELP GUIDE ME AS TO HOW MUCH TO USE. I DO NOT LIKE THE SIDE EFFECTS.
NO OPINION YET.
NO PROBLEM GETTING WHAT I NEED AND GETTING CARD WAS A STREAMLINED PROCESS.
NO PROBLEMS. (N=2)
NOT A 5 BECAUSE THEY DON'T CARRY CDB STRAINS.
NOT A LOT OF EDUCATION - WE ARE BEHIND OTHER STATES.
NOT AVAILABLE HAVE TO SHARE WITH 3 COUNTIES. THE PRODUCTS I USE ARE ALWAYS OUT OF STOCK.
NOT EASY TO GET WHAT I NEED. VERY HAPPY TO HAVE THE PROGRAM IT HELPS.
NOT ENOUGH PRODUCTS. PRICE TOO HIGH.
NOT ENOUGH QUALITY CONTROL. SOME PRODUCTS ARE NOT GOOD.
NOT ENOUGH VARIETY OF EDIBLES.
NOT PERFECT BUT REALLY GOOD, PRICING COULD BE LESS.
NOT REALLY CLOSE, LESS VARIETY.
NOW I HAVE TO GO FIND A DOCTOR BECAUSE I HAVE TO GET RENEWED LICENSE AND VERY DISAPPOINTING. MONEY IS CONTROLLING THE WHOLE SITUATION. TRIED TO GET A PPL, BUT I WAS DENIED.
ONLY ISSUE I HAVE HAD WAS THE HYBRID NOT BEING IN STOCK AND I HAD TO WAIT.

ONLY PROBLEM IS THE YEARLY RENEWAL PROCESS SOME OF THE PACKAGING IS EXCESSIVE.
ONLY THING IS THE WAIT TO GET ON THE PROGRAM TOOK 4 MONTHS TO GET CARD.
ONLY UNHAPPY WITH HAVING TO GET MY CARD RENEWED EVERY YEAR.
OTHER SOURCES COULD BE INVOLVED.
OVERALL A GOOD PROGRAM.
PEOPLE ARE AWESOME AT THE DISPENSARIES, ALWAYS HAS WHAT I NEED.
PRESCRIPTION DRUGS ARE TOO HARD ON YOUR BODY, I WOULD RATHER BE IN PAIN.
PRETTY CONVENIENT AND CAN CHECK IN WITH PEOPLE AS NEEDED. VERDES HAS A NURSE AVAILABLE.
PRETTY GOOD FOR MEDICAL.
PRETTY MUCH GOTTEN WHAT I NEEDED. THE PLACE IS VERY FRIENDLY.
PRICE.
PRICES COULD BE LOWER.
PRICES WAY TOO HIGH. MORE PRODUCT FOR THE MONEY I PAY.
PROCESS OF GETTING PPL LICENSE SHOULD BE SIMPLIFIED. I USE MY CARD RIGHT NOW ONLY TO PURCHASE OIL ONLINE TO MAKE BUDDER.
PRODUCT IS HIGH QUALITY.
PRODUCT HELPS WITH ILLNESS.
PRODUCT IS TOO DRY OR TOO WET. PRODUCT IS NOT READY.
PRODUCT NOT THAT GOOD. LOOK TO PRODUCTS IN COLORADO AND BRING THEM SOUTH TO NEW MEXICO.
PROGRAM ALLOWS ME TO DEAL WITH MY ILLNESS BETTER. MEDICAL CANNABIS IS MUCH BETTER THAN STREET CANNABIS.
PROGRAM HAS HELPED ME OUT A LOT WITH MY PAIN. I LOST MY CARD WHILE MOVING BUT WILL CALL TO SEE HOW I CAN GET A NEW ONE.
PROGRAM HAS HELPED ME WITH MY CONDITION.
PROGRAM IS GOOD BUT THERE IS TOO MANY CONSTRAINTS WITH THE PRODUCERS.
QUALITY OF PRODUCT GOOD TO AN EXTENT.
QUALITY OF PRODUCT IS NOT AS GOOD AS COLORADO.
READILY AVAILABLE - HAVE A FANTASTIC CHOICE. PLENTY OF DISPENSARIES.
REALLY GOOD. I WOULD LIKE HELP TO GET PAPERWORK FINISHED FOR CAREGIVER.
REALLY HAPPY THERE IS A BETTER WAY TO DEAL WITH MY PAIN INSTEAD OF TAKING PRESCRIBED DRUGS THAT MAKE ME FEEL LIKE A ZOMBIE.
REALLY HELPS ME.
REALLY NEVER HAD ANY ISSUES BESIDES BEING OUT OF STOCK.
RUN OUT OF STUFF.
SATISFIED MY NEEDS. SHOULD BE ALLOWED TO PRODUCE MORE PRODUCTION WITH PPL.
SEEMS EASY TO OBTAIN AND READILY AVAILABLE.

REASONS FOR SATISFACTION WITH THE MEDICAL CANNABIS PROGRAM IN NEW MEXICO (CONTINUED)

VERBATIM RESPONSES

QUESTION 45: WHY DO YOU FEEL THIS WAY?

SHOULD BE FREE AND ON DRUG PLAN. POINTS SHOULD NOT BE LIMITED.
SHOULD BE HIGHER LIMIT. NEED BETTER SUPPLY.
SHOULD BE LEGAL FOR EVERYONE WITHOUT CARD.
SHOULD BE LEGALIZED ESPECIALLY FEDERALLY.
SHOULD BE LEGALIZED.
SHOULD OFFER 2 YEAR AND 4 YEAR CARDS.
SO GLAD I CAN GET SOME RELIEF.
SO MANY LOCATIONS TO CHOOSE FROM GIVES ME A VARIETY TO CHOOSE.
SOME DOESN'T HELP. QUALITY NOT SO GOOD. DEPENDS UPON WHAT YOU GET.
SOME OF THE DISPENSARIES HAVE YOUNG KIDS WORKING THERE AND THEY HAVE NO KNOWLEDGE ON PRODUCTS. I AM OFF ALL OF THE HIGH POWERED DRUGS AND I AM VERY HAPPY OF PROGRAM.
SOMETHING NEW AND NEEDED.
SOMETIMES TAKES A WHILE TO GET THE RENEWED CARDS BACK.
SOMETIMES WE RUN OUT OF UNITS AND HAVE TO WAIT TO GET RENEWED WHILE IN PAIN.
STATE OF NEW MEXICO DOING GOOD JOB PROVIDING CANNABIS TO US THAT NEED IT.
SUFFER FROM PTSD - HELPS ME SLEEP AND SMILE MORE.
SUITS MY PURPOSE.
SUPPLY IS NOT MEETING DEMAND.
TAKES CARE OF MY PAIN SO I CAN SLEEP.
TAKES SO LONG WHEN YOU TRY TO GET YOUR LICENSE.
TAOS COUNTY NOT MANY OPTIONS, VARIETIES OF STORES.
THE AMOUNT THAT'S ALLOWED IS A GOOD RANGE, NEVER HAD A PROBLEM. MY CARD WORKS AT ALL DISPENSARIES.
THE COST FOR PRODUCT IS EXPENSIVE.
THE COST IS A LOT HIGHER IN NEW MEXICO THAN IN COLORADO.
THE COST IS VERY HIGH. SHOULD BE ABLE TO GROW PRODUCT.
THE CREAM HELPS MY PAIN.
THE DISPENSARIES ARE CONVENIENT. I LIKE THE HOURS THEY ARE OPEN AND THEY EVEN OPEN ON SUNDAYS.
THE DISPENSARIES DON'T HAVE A WIDE VARIETY OF PRODUCT AND THEY ARE EXPENSIVE.
THE DISPENSARY IS NOT UP TO PAR. THE BUD GETS MOLDY.
THE DURATION OF THE CARD IS LIMITED. I HATE RENEWING EVERY YEAR. I WISH IT LASTED 3 - 5 YEARS.
IT'S SUCH A HASSLE TO GO THROUGH ALL THE PAPERWORK.
THE EDUCATION ABOUT MEDICAL CANNABIS NEEDS TO BE IMPROVED AS TO WHAT IS AVAILABLE FOR PATIENTS.
THE FLOWER VARIETY IS LIMITED.
THE LEVELS ON THE CONCENTRATE ARE TOO LOW. I LIKE THE PROGRAM THOUGH BUT WANT A HIGHER LEVEL ON CONCENTRATES.

THE LIMIT SHOULD BE INCREASED.
THE LOCATION IS CLOSE. THE PEOPLE ARE NICE.
THE MEDICAL ASPECT OF IT, PLUS MODERN DAY KNOWLEDGE MAKES THE PROGRAM WORK WELL. THE AVAILABILITY OF SOMETHING THAT IS PINPOINTED TO YOUR CONDITION IS GREAT.
THE MEDICAL CANNABIS PROGRAM IS PROGRESSIVELY GETTING BETTER.
THE PEOPLE ARE KNOWLEDGEABLE. PRODUCT PACKAGED WELL - QUALITY PRODUCT. DONE VERY PROFESSIONALLY.
THE PEOPLE ARE NICE. THE PRICES ARE FINE. IT HELPS ME SLEEP.
THE PEOPLE ARE VERY WELL INFORMED AND PATIENT.
THE PEOPLE AT THE DISPENSARY ARE SO NICE. IF YOU HAVE TROUBLE GETTING OUT OF THE CAR, THEY WILL COME OUTSIDE TO HELP YOU.
THE PRICE IS ONLY THING LIKE TO SEE COME DOWN.
THE PRICE IS WAY TOO HIGH COMPARED TO COLORADO.
THE PRICES ARE TOO HIGH COMPARED TO COLORADO. THEY ALSO HAVE A BETTER SELECTION AND A BETTER SET UP AND CUSTOMER SERVICE IN COLORADO.
THE PRICES ARE WAY TOO HIGH. I PAY TRIPLE WHAT I COULD GET IN COLORADO.
THE PRODUCTS ARE NOT ALWAYS AVAILABLE AND THEY ARE TOO EXPENSIVE. SOME OF THE CHOCOLATES AND SUCKERS TASTE AWFUL.
THE PRODUCTS COULD BE A LOT CHEAPER, THEY DON'T HAVE THEIR DEALS OR DISCOUNTS THEY PLAY TOO MANY GAMES AND OVER CHARGE.
THE PROGRAM HAS HELPED A LOT WITH MY CONDITION. HIGHLY RECOMMEND CANNABIS PRODUCTS. COULD BE LESS EXPENSIVE.
THE PROGRAM IS NEEDED.
THE PROGRAM IS VERY COOL AND VERY IMPORTANT AND I'VE BEEN ABLE TO GET THE MEDICATIONS.
THE PROGRAM IS VERY PROFESSIONAL AND RESPECTFUL.
THE PROGRAM MAKES IT EASY TO GET MY MEDICINE AND DEAL WITH MY ISSUES.
THE PROGRAM WORKS VERY GOOD.
THE QUALITY IS VERY SATISFACTORY.
THE QUALITY OF CANNABIS IS EXCELLENT. THE AVAILABILITY IS GOOD. CARDS SHOULD BE LONGER WITHOUT EXPIRATION FOR CHRONIC ILLNESS.
THE SACRED GARDEN DISPENSARY IS VERY PROFESSIONAL. I FEEL THEY GENUINELY CARE ABOUT ME. HOWEVER, IT DOES TAKE A WHILE TO RENEW THE MEDICAL CARDS AND I HAVE TO GO WITHOUT PRODUCT.
THE SERVICE OVERALL IS TERRIFIC. THEY ARE INFORMATIVE AND FRIENDLY.
THE TASTE IS NOT AS GOOD AS IT IS IN COLORADO. THE THC IS A LOWER PERCENTAGE THAN COLORADO.
THE WHOLE PROGRAM IS A FRAUD, THE PRODUCTS ARE WAY TOO STRONG AND THE PRODUCTS USED FOR PAIN DON'T EVEN WORK.

REASONS FOR SATISFACTION WITH THE MEDICAL CANNABIS PROGRAM IN NEW MEXICO (CONTINUED)

VERBATIM RESPONSES

QUESTION 45: WHY DO YOU FEEL THIS WAY?

THERE AREN'T THAT MANY VARIETIES OF BUD AND CONCENTRATES.

THERE COULD BE MORE. THERE ARE ONLY 3 SHOPS IN CARLSBAD. EACH ONLY HAS A FEW STRAINS.

USUALLY HAS LOWER THC STRAIN. THEY NEED TO HAVE SOME WITH HIGHER THC.

THERE IS NO PROFESSIONAL FOR CHECKING CANNABIS - I GOT DIFFERENT ADVICE FROM DIFFERENT DISPENSARIES. THEY ARE VERY LOOSE ABOUT DOSES. THE WAY THEY ADVISE ME IS VERY UNPROFESSIONAL IN TELLING ME HOW TO USE IT. THE PEOPLE WHO SELL HAVE NO KNOWLEDGE.

THEY ARE KNOWLEDGEABLE, BUT NOT THINKING THIS IS MEDICINE. IT'S VERY SCARY. VERY LOOSELY THE WAY THEY HANDLE. THEY DON'T RESPECT THE FUNCTION OF [AS] MEDICATION.

THERE'S A LOT OF ROOM FOR GROWTH.

THEY ALWAYS HAVE EVERYTHING AND THEY'RE VERY NICE.

THEY ARE ALL FRIENDLY AND IT'S VERY CONVENIENT.

THEY ARE DOING A GOOD JOB. ARE CONSISTENT AND CARING.

THEY ARE OUT OF STOCK A LOT OF TIMES.

THEY ARE SO FAR BEHIND. IN SAN JUAN COUNTY, WE ONLY HAVE 1 DISPENSARY AND THEY ARE GETTING TOO EXPENSIVE AND OVERPRICED. COLORADO HAS BETTER CHOICES AND BETTER PRICES.

THEY ARE VERY GOOD AND EXPLAIN THINGS. THEY'RE VERY CAUTIOUS. YOU CAN'T EVEN GO IN THE DOOR WITHOUT YOUR CARD. AND IT LOOKS LIKE THEY MONITOR THINGS VERY CAREFULLY.

THEY CARE ABOUT PATIENTS. IT'S VERY USER FRIENDLY. HELPS ME FEEL BETTER AND IS SAFE AS WELL.

THEY COULD DO MORE TO MAKE THE SERVICE MORE READILY AVAILABLE TO THOSE THAT ARE SO VERY SICK.

THEY DON'T ALLOW ENOUGH PRODUCTS TO BE PRODUCED PER YEAR. THEY NEED TO ALLOW THE PERSONAL GROWERS TO SELL TO THE DISPENSARIES. THE INDIVIDUAL FARMERS PROBABLY PRODUCE BETTER QUALITY. THE PLANTS NEED NATURAL SUNLIGHT AND PROPER FERTILIZATION.

THEY DON'T GIVE YOU A GUIDE OR STARTING POINT. THEY DON'T TELL YOU WHICH PRODUCTS ARE BEST AND WHAT THE CBD TO THC RATIO IS. I WOULD LIKE TO SEE MORE DATA FROM MEDICAL RESEARCH.

THEY DON'T MAKE IT SUPER EASY ON THE PEOPLE THAT USE IT. THE LIST OF OINTMENTS...THE PERSON HAS TO BE IN BAD SHAPE IN ORDER TO GET IT. THE RENEWING OF CARD EACH YEAR IS RIDICULOUS AND HAVING TO PAY AND GET REEVALUATED AGAIN.

THEY GIVE THE PEOPLE TO GROW THEIR OWN MEDICINE.

THEY HAVE EVERYTHING I NEED FOR WHAT I AM EXPERIENCING.

THEY HAVE GOOD STRANDS.

THEY HAVE MONOPOLIZED THE PROGRAM WITH PEOPLE WHO HAVE SOLD IT FOR YEARS. THEY WERE ILLEGAL FOR MANY YEARS AND NOW THEY'RE LEGAL.

THEY HAVE THE KNOWLEDGE AND LOTS OF PRODUCT. IT'S QUALITY, IS EXCELLENT.

THEY HAVE WHAT I NEED.

THEY HELPED ME GET OFF MY PAIN PILLS.

THEY NEED TO BE MORE DISCREET WITH YOUR NAME AT THE DISPENSARIES. PEOPLE JUST TEND TO HANGOUT - THEY NEED TO MAKE IT MORE OF A PHARMACY - LIKE SETTING.

THEY SHOULD HAVE CHRONIC ILLNESS NOT APPLY EVERY YEAR DUE TO COST OF LICENSE.

THEY TAKE CARE OF EVERYONE NEEDS.

THEY TAKE CARE OF ME.

THEY TAKE CARE OF THEIR PATIENTS.

THINK MAKES SENSE. HELPS ME TO FUNCTION ON A DAILY BASIS.

THINKS IT'S A GOOD THING.

TOO EXPENSIVE TO AFFORD WHAT IS REQUIRED FOR ME. PROGRAM IS TOO HARD TO FIND A DOCTOR TO DO THE PAPERWORK, THEY CHARGE TOO MUCH AS WELL.

TOO EXPENSIVE.

TOO EXPENSIVE. IN COLORADO IT WAS CHEAPER.

TOO EXPENSIVE. NEED SAMPLES, NEED SUGAR FREE, NEED SOMEONE TO DOSE PER PERSON. THERE ARE NO GUIDELINES.

TOO FAR AWAY.

TOO FAR FROM THE NEAREST DISPENSARY. SELECTION IS VERY LIMITED.

TOO NEW TO KNOW.

USES WHEN SHE HAS PAIN.

USING NATURAL SUPPLEMENTS MAKES MORE SENSE THAN USING PHARMACEUTICALLY MANUFACTURED DRUGS.

USUALLY HAVE SALES AND STUFF IN STOCK.

VERY ACCESSIBLE NOW AND NEEDS TO MAKE LEGAL TO MAKE MORE PEOPLE HAPPY AND CALM.

VERY EFFICIENT.

VERY EXCITED, RELAXES ME, HELPS WITH PAIN AND ANXIETY.

VERY HAPPY EXCEPT FOR NOT BEING ABLE TO GET TINCTURE.

VERY HELPFUL FOR PAIN MANAGEMENT. BETTER THAN PRESCRIPTION PAIN MEDICINE - CHEAPER TO BUY.

VERY HELPFUL WITH MEDICINE. TOO EXPENSIVE.

VERY IMPRESSED.

WAIT TIME ON RENEWALS IS LONG. NEED TO INCREASE IN CONTENT - HIGHER THC IN FLOWER AND BUD.

WAY TOO EXPENSIVE.

WE NEED IMPROVEMENTS FOR SOUTHWEST NEW MEXICO, WE NEED MORE ACCESSIBILITY. I'VE HAD TO FILE A GRIEVANCE FOR A DOCTOR IN LAS CRUCES AT RIO GRANDE MEDICAL, BECAUSE HE PROCRASTINATED ON MY SONS MEDICAL CANNABIS APPLICATION, LEAVING A VERY BAD IMPRESSION IN THIS AREA.

WEBSITE WHERE DISPENSARIES ARE SO YOU CAN SEE ALL AT ONE TIME. NEED TO MAIN STREAM WITH ALL DOCTORS FOR CARD NEED TO BE GIVEN DIRECTION ON HOW MUCH TO USE FROM DEPARTMENT OF HEALTH.

REASONS FOR SATISFACTION WITH THE MEDICAL CANNABIS PROGRAM IN NEW MEXICO (CONTINUED)

VERBATIM RESPONSES

QUESTION 45: WHY DO YOU FEEL THIS WAY?

WELL RUN PROGRAM.

WHEN I NEED IT I CAN GET THE PRODUCTS BUT I PREFER TO GROW MY OWN.

WHEN I NEED SOMETHING THEY ARE ALWAYS AVAILABLE FOR ME.

WHERE I GET MY CANNABIS, PRODUCTS ALWAYS AVAILABLE, PRICING IS OK AND CUSTOMER SERVICE IS GREAT.

WIDE VARIETY OF SHOPS ENOUGH TO MEET EVERYONE'S NEEDS.

WISH PEOPLE WERE MORE INFORMATIVE, NOT ABLE TO ENVISION PROBLEMS.

WORKS EXCELLENT - HELPS WITH SEIZURES AND IT HELPS HIM GREATLY.

WORRY ABOUT QUALITY AND AVAILABILITY IN AREA, USE OF INSECTICIDES.

WOULD LIKE CLOSER DISPENSARY.

WOULD LIKE THREE LICENSES.

WOULD LIKE TO GET A CARD FOR LONGER THAN YEAR.

WOULD LIKE TO HAVE MORE STRAINS IN OUR CITY.

WOULD LIKE TO SEE MORE PRODUCTS IN LAS CRUCES. I'VE DRIVEN ALL OVER THE STATE TRYING TO FIND WHAT LIKE. WOULD LIKE TO SEE INSURANCE COMPANIES AND MEDICAID COVER MEDICAL CANNABIS.

WOULD LIKE TO SEE THE CERTIFICATION FOR LONGER THAN YEAR.

YOU NEVER KNOW HOW PEOPLE GET IT ILLEGALLY, ITS LEGAL NOW AND A LOT SAFER, IT MEETS MY NEEDS.

DEMOGRAPHICS

RESEARCH
& POLLING
INC



DEMOGRAPHICS
TOTAL SAMPLE (N=607)

GENDER		HOUSEHOLD INCOME	
MALE	51%	UNDER \$20,000	26%
FEMALE	49%	\$20,000 - \$34,999	26%
AGE		\$35,000 - \$49,999	17%
18 TO 34 YEARS	23%	\$50,000 - \$79,999	9%
35 TO 49 YEARS	25%	\$80,000 OR MORE	12%
50 TO 64 YEARS	30%	WON'T SAY	10%
65 YEARS OR OLDER	22%	EMPLOYMENT STATUS	
ETHNICITY		EMPLOYED FULL-TIME	36%
ANGLO	50%	RETIRED	26%
HISPANIC	38%	UNEMPLOYED	12%
OTHER	4%	SOME OTHER JOB STATUS	12%
NATIVE AMERICAN INDIAN	3%	EMPLOYED PART-TIME	8%
BLACK/AFRICAN-AMERICAN	1%	HOMEMAKER	3%
ASIAN AMERICAN	1%	FULL-TIME STUDENT	2%
WON'T SAY	2%	REGION	
EDUCATION		ABQ METRO	45%
HIGH SCHOOL GRADUATE OR LESS	31%	NORTH CENTRAL	18%
SOME COLLEGE/ASSOCIATE DEGREE/VOCATIONAL CERTIFICATE	34%	LAS CRUCES/SOUTHWEST	16%
COLLEGE GRADUATE (4 YEARS)	23%	EASTSIDE	15%
GRADUATE WORK OR DEGREE	11%	NORTHWEST	6%

QUESTIONNAIRE

RESEARCH
& POLLING
INC



MEDICAL CANNABIS PATIENTS SURVEY
MARCH 2019
FINAL

N=600 PATIENTS STATEWIDE

HELLO, MY NAME IS (YOUR NAME) FROM RESEARCH & POLLING, INC., MAY I PLEASE SPEAK WITH (NAME FROM LIST)? WE ARE CONDUCTING AN IMPORTANT SURVEY AMONG MEDICAL CANNABIS PATIENTS IN NEW MEXICO ON BEHALF OF THE NEW MEXICO DEPARTMENT OF HEALTH IN ORDER TO ENSURE YOUR SATISFACTION WITH NEW MEXICO'S MEDICAL CANNABIS PROGRAM. YOUR INDIVIDUAL RESPONSES WILL REMAIN TOTALLY CONFIDENTIAL AND ANONYMOUS. THE INFORMATION YOU PROVIDE WILL NOT BE USED IN ANY DECISION REGARDING ELIGIBILITY OR ENROLLMENT IN THE MEDICAL CANNABIS PROGRAM. YOUR PHONE NUMBER WAS SELECTED AT RANDOM FROM A LIST OF MEDICAL CANNABIS PATIENTS, AND WE WOULD GREATLY APPRECIATE A FEW MINUTES OF YOUR TIME. (NOTE TO POLLER: IF NECESSARY, THIS SURVEY HAS BEEN AUTHORIZED BY THE NEW MEXICO DEPARTMENT OF HEALTH. A NOTICE HAS BEEN PLACED ON THE DEPARTMENT OF HEALTH WEBSITE REGARDING THIS STUDY.)

A. WHAT COUNTY DO YOU LIVE IN?

- | | | | | | |
|-----|------------|-----|------------|-----|------------|
| 01. | BERNALILLO | 12. | HARDING | 23. | ROOSEVELT |
| 02. | CATRON | 13. | HIDALGO | 24. | SAN JUAN |
| 03. | CHAVES | 14. | LEA | 25. | SAN MIGUEL |
| 04. | CIBOLA | 15. | LINCOLN | 26. | SANDOVAL |
| 05. | COLFAX | 16. | LOS ALAMOS | 27. | SANTA FE |
| 06. | CURRY | 17. | LUNA | 28. | SIERRA |
| 07. | DE BACA | 18. | McKINLEY | 29. | SOCORRO |
| 08. | DONA ANA | 19. | MORA | 30. | TAOS |
| 09. | EDDY | 20. | OTERO | 31. | TORRANCE |
| 10. | GRANT | 21. | QUAY | 32. | UNION |
| 11. | GUADALUPE | 22. | RIO ARRIBA | 33. | VALENCIA |

DON'T KNOW/WON'T SAY (TAKE FROM LIST)

B. ARE YOU CURRENTLY A MEDICAL CANNABIS PATIENT IN NEW MEXICO?

1. YES
2. NO (THANK AND TERMINATE)
3. DON'T KNOW (THANK AND TERMINATE)
4. WON'T SAY (THANK AND TERMINATE)

1. APPROXIMATELY HOW MANY TIMES PER YEAR DO YOU VISIT A DISPENSARY IN NEW MEXICO? (USE ONLY ONE UNIT OF TIME)

____ # TIMES VISITED PER YEAR) POLLER, IF NECESSARY:

____ # TIMES VISITED PER MONTH)

____ # TIMES VISITED PER WEEK)

997. NONE
998. DON'T KNOW
999. WON'T SAY

2. DO YOU PURCHASE CANNABIS FLOWER OR BUD (CAN INCLUDE PRE-ROLLED JOINTS) FROM DISPENSARIES?

1. YES
2. NO **(SKIP TO Q.9)**
3. DON'T KNOW **(SKIP TO Q.9)**
4. WON'T SAY **(SKIP TO Q.9)**

3. HOW MANY GRAMS OR UNITS OF CANNABIS FLOWER OR BUD DO YOU PURCHASE FROM DISPENSARIES IN A TYPICAL MONTH? (RECORD USING ONLY ONE UNIT OF MEASUREMENT)

____ # OF GRAMS PURCHASED ____ # OF UNITS PURCHASED

OTHER (SPECIFY) _____

997. NONE
998. DON'T KNOW
999. WON'T SAY

4. HOW MANY GRAMS OR UNITS OF CANNABIS FLOWER OR BUD DO YOU CONSUME IN A TYPICAL WEEK? (RECORD USING ONLY ONE UNIT OF MEASUREMENT)

____ # OF GRAMS CONSUMED ____ # OF UNITS CONSUMED

OTHER (SPECIFY) _____

997. NONE
998. DON'T KNOW
999. WON'T SAY

5. DO YOU TYPICALLY CONSUME INDICA (IN-DI-KUH), SATIVA (SUH-TEE-VUH), HYBRID, OR HIGH CBD STRAIN FLOWER? (TAKE UP TO 3 RESPONSES)

1. INDICA
2. SATIVA
3. HYBRID
4. HIGH CDB STRAINS
5. ALL OF THE THESE **(DO NOT READ)**
6. SOMETHING ELSE **(DO NOT READ)**
7. NONE OF THESE **(DO NOT READ)**
8. DON'T KNOW **(DO NOT READ)**
9. WON'T SAY **(DO NOT READ)**

6. HAVE YOU EVER BEEN UNABLE TO PURCHASE CANNABIS FLOWER OR BUD WITHIN THE LAST 90 DAYS BECAUSE IT WAS OUT OF STOCK?

1. YES
2. NO **(SKIP TO Q.8)**
3. DON'T KNOW **(SKIP TO Q.8)**
4. WON'T SAY **(SKIP TO Q.8)**

7. APPROXIMATELY HOW LONG, IN DAYS, HAVE YOU HAD TO WAIT TO GET THE FLOWER OR BUD PRODUCTS YOU WANTED TO PURCHASE?

____ _ (# OF DAYS)

- 997. NONE
- 998. DON'T KNOW
- 999. WON'T SAY

8. ARE THERE ANY FLOWER OR BUD PRODUCTS YOU HAVE HAD DIFFICULTY PURCHASING BECAUSE THEY ARE NOT READILY AVAILABLE FROM DISPENSARIES IN NEW MEXICO? (IF YES), WHICH ONES? (RECORD VERBATIM)

01. YES

-
-
- 498. NO, NONE IN PARTICULAR
 - 499. DON'T KNOW
 - 500. WON'T SAY

9. DO YOU PURCHASE CONCENTRATES OR EXTRACTS, SUCH AS KIEF (KEEF), SHATTER, TINCTURE (TINK-SHUR), WAX, VAPE CARTRIDGES, OR OTHERS?

- 1. YES
- 2. NO (SKIP TO Q.16)
- 3. DON'T KNOW (SKIP TO Q.16)
- 4. WON'T SAY (SKIP TO Q.16)

10. HOW MUCH CONCENTRATE OR EXTRACT DO YOU PURCHASE IN A TYPICAL MONTH? (RECORD USING ONLY UNIT OF MEASUREMENT)

____ _ (# OF UNITS PURCHASED) ____ _ (# OF MILLIGRAMS PURCHASED)

____ _ (# OF GRAMS PURCHASED)

OTHER (SPECIFY) _____

- 997. NONE
- 998. DON'T KNOW
- 999. WON'T SAY

11. HOW MUCH CONCENTRATE OR EXTRACT DO YOU CONSUME IN A TYPICAL WEEK? (RECORD USING ONLY ONE UNIT OF MEASUREMENT)

____ _ (# OF UNITS PURCHASED) ____ _ (# OF MILLIGRAMS PURCHASED)

____ _ (# OF GRAMS PURCHASED)

OTHER (SPECIFY) _____

- 997. NONE
- 998. DON'T KNOW
- 999. WON'T SAY

12. WHAT CONCENTRATES OR EXTRACTS DO YOU TYPICALLY PURCHASE? (DO NOT READ CATEGORIES) (TAKE UP TO 5 RESPONSES)

- 001. BADDER/BUDDER
- 002. CRUMBLE
- 003. HASH/BUBBLE HASH
- 004. KIEF
- 005. RESIN/LIVE RESIN
- 006. ROSIN
- 007. WAX/SUGAR WAX
- 008. VAPE CARTRIDGES
- 009. TINCTURE
- 010. OIL
- 498. NONE IN PARTICULAR
- 499. DON'T KNOW
- 500. WON'T SAY
- OTHER (SPECIFY) _____

13. HAVE YOU EVER BEEN UNABLE TO PURCHASE ANY CONCENTRATES OR EXTRACTS WITHIN THE LAST 90 DAYS BECAUSE IT WAS OUT OF STOCK?

- 1. YES
- 2. NO (SKIP TO Q.15)
- 3. DON'T KNOW (SKIP TO Q.15)
- 4. WON'T SAY (SKIP TO Q.15)

14. APPROXIMATELY HOW LONG, IN DAYS, HAVE YOU HAD TO WAIT TO GET THE CONCENTRATE OR EXTRACT PRODUCTS YOU WANTED TO PURCHASE?

- ____ # OF DAYS
- 997. NONE
 - 998. DON'T KNOW
 - 999. WON'T SAY

15. ARE THERE ANY CONCENTRATE OR EXTRACT PRODUCTS YOU HAVE HAD DIFFICULTY PURCHASING BECAUSE THEY ARE NOT READILY AVAILABLE FROM DISPENSARIES IN NEW MEXICO? (IF YES), WHICH ONES? (DO NOT READ CATEGORIES) (TAKE UP TO 5 RESPONSES)

- 001. BADDER/BUDDER
- 002. CRUMBLE
- 003. HASH/BUBBLE HASH
- 004. KIEF
- 005. RESIN/LIVE RESIN
- 006. ROSIN
- 007. WAX/SUGAR WAX
- 008. VAPE CARTRIDGES
- 009. TINCTURE
- 010. OIL
- 498. NONE IN PARTICULAR
- 499. DON'T KNOW
- 500. WON'T SAY
- OTHER (SPECIFY) _____

16. DO YOU PURCHASE EDIBLES?

- 1. YES
- 2. NO (SKIP TO Q.23)
- 3. DON'T KNOW (SKIP TO Q.23)
- 4. WON'T SAY (SKIP TO Q.23)

17. HOW MANY MILLIGRAMS OR UNITS OF EDIBLES DO YOU PURCHASE IN A TYPICAL MONTH? (RECORD USING ONLY ONE UNIT OF MEASUREMENT)

- ____ _ (# OF UNITS PURCHASED) ____ _ (# OF MILLIGRAMS PURCHASED)
- OTHER (SPECIFY) _____
- 997. NONE
 - 998. DON'T KNOW
 - 999. WON'T SAY

18. HOW MANY MILLIGRAMS OR UNITS OF EDIBLES DO YOU CONSUME IN A TYPICAL WEEK? (RECORD USING ONLY ONE UNIT OF MEASUREMENT)

- ____ _ (# OF UNITS CONSUMED) ____ _ (# OF MILLIGRAMS CONSUMED)
- OTHER (SPECIFY) _____
- 997. NONE
 - 998. DON'T KNOW
 - 999. WON'T SAY

19. WHAT EDIBLE PRODUCTS DO YOU TYPICALLY PURCHASE? (DO NOT READ CATEGORIES) (TAKE UP TO 5 RESPONSES)

- 001. GUMMIES
- 002. HARD CANDY
- 003. BROWNIES/COOKIES
- 004. JUICE/DRINKS
- 005. CHOCOLATES/BARS
- 006. SUCKERS/LOLLIPOPS
- 007. HONEY
- 008. JELLY BEANS
- 498. NO, NONE IN PARTICULAR
- 499. DON'T KNOW
- 500. WON'T SAY
- OTHER (SPECIFY) _____

20. HAVE YOU EVER BEEN UNABLE TO PURCHASE ANY EDIBLE PRODUCTS WITHIN THE LAST 90 DAYS BECAUSE THEY WERE OUT OF STOCK?

- 1. YES
- 2. NO (SKIP TO Q.22)
- 3. DON'T KNOW (SKIP TO Q.22)
- 4. WON'T SAY (SKIP TO Q.22)

21. APPROXIMATELY HOW LONG, IN DAYS, HAVE YOU HAD TO WAIT TO GET THE EDIBLE PRODUCTS YOU WANTED TO PURCHASE?

- ____ _ (# OF DAYS)
- 997. NONE
 - 998. DON'T KNOW
 - 999. WON'T SAY

22. ARE THERE ANY EDIBLE PRODUCTS YOU HAVE HAD DIFFICULTY PURCHASING BECAUSE THEY ARE NOT READILY AVAILABLE FROM DISPENSARIES IN NEW MEXICO? (IF YES), WHICH ONES? (DO NOT READ CATEGORIES) (TAKE UP TO 5 RESPONSES)

- 001. GUMMIES
- 002. HARD CANDY
- 003. BROWNIES/COOKIES
- 004. JUICE/DRINKS
- 005. CHOCOLATES/BARS
- 006. SUCKERS/LOLLIPOPS
- 007. HONEY
- 008. JELLY BEANS
- 498. NO, NONE IN PARTICULAR
- 499. DON'T KNOW
- 500. WON'T SAY
- OTHER (SPECIFY) _____

23. DO YOU PURCHASE TOPICALS?

1. YES
2. NO (SKIP TO Q.30)
3. DON'T KNOW (SKIP TO Q.30)
4. WON'T SAY (SKIP TO Q.30)

24. HOW MANY MILLIGRAMS OR UNITS OF TOPICALS DO YOU PURCHASE IN A TYPICAL MONTH? (RECORD USING ONLY ONE UNIT OF MEASUREMENT)

____ (# OF UNITS PURCHASED) ____ (# OF MILLIGRAMS PURCHASED)

OTHER (SPECIFY) _____

997. NONE

998. DON'T KNOW

999. WON'T SAY

25. HOW MANY MILLIGRAMS OR UNITS OF TOPICALS DO YOU USE IN A TYPICAL WEEK? (RECORD USING ONLY ONE UNIT OF MEASUREMENT)

____ (# OF UNITS CONSUMED) ____ (# OF MILLIGRAMS CONSUMED)

OTHER (SPECIFY) _____

997. NONE

998. DON'T KNOW

999. WON'T SAY

26. WHAT TOPICAL PRODUCTS DO YOU TYPICALLY PURCHASE? (DO NOT READ CATEGORIES) (TAKE UP TO 3 RESPONSES)

001. LOTION/CREAM

002. BALMS

003. OIL

004. SPRAYS

005. BATH BOMBS

006. PATCHES

498. NONE IN PARTICULAR

499. DON'T KNOW

500. WON'T SAY

OTHER (SPECIFY) _____

27. HAVE YOU EVER BEEN UNABLE TO PURCHASE ANY TOPICAL PRODUCTS WITHIN THE LAST 90 DAYS BECAUSE THEY WERE OUT OF STOCK?

1. YES
2. NO (SKIP TO Q.29)
3. DON'T KNOW (SKIP TO Q.29)
4. WON'T SAY (SKIP TO Q.29)

28. APPROXIMATELY HOW LONG, IN DAYS, HAVE YOU HAD TO WAIT FOR THE TOPICAL PRODUCTS YOU WANTED TO PURCHASE?

_____ (# OF DAYS)

997. NONE

998. DON'T KNOW

999. WON'T SAY

29. ARE THERE ANY TOPICAL PRODUCTS YOU HAVE HAD DIFFICULTY PURCHASING BECAUSE THEY ARE NOT READILY AVAILABLE FROM DISPENSARIES IN NEW MEXICO? (IF YES), WHICH ONES? (DO NOT READ CATEGORIES) (TAKE UP TO 3 RESPONSES)

001. LOTION/CREAM

002. BALMS

003. OIL

004. SPRAYS

005. BATH BOMBS

006. PATCHES

498. NONE IN PARTICULAR

499. DON'T KNOW

500. WON'T SAY

OTHER (SPECIFY) _____

30. THINKING OF THE DISPENSARY AT WHICH YOU PURCHASE MOST OF YOUR MEDICAL CANNABIS PRODUCTS, WOULD YOU SAY THE DISPENSARY HAS A WIDE VARIETY, SOMEWHAT WIDE VARIETY, OR NOT A WIDE VARIETY OF MEDICAL CANNABIS PRODUCTS?

1. WIDE VARIETY

2. SOMEWHAT WIDE VARIETY

3. NOT A WIDE VARIETY

4. DON'T KNOW

5. WON'T SAY

31. WHAT TYPES OF CANNABIS PRODUCTS, EITHER FLOWER OR BUD, CONCENTRATES, EDIBLES OR TOPICALS WOULD YOU LIKE TO SEE MORE OF AT DISPENSARIES IN NEW MEXICO? (RECORD VERBATIM)

498. NO REASON IN PARTICULAR

499. DON'T KNOW

500. WON'T SAY

32. IF ALLOWED, WOULD YOU PURCHASE MORE CANNABIS OR CANNABIS DERIVED PRODUCTS, FROM DISPENSARIES, IN A 90 DAY PERIOD?

1. YES

2. NO

3. DON'T KNOW

4. WON'T SAY

33. IN THE PAST YEAR, HAVE YOU BUILT UP A TOLERANCE TO CANNABIS OR CANNABIS PRODUCTS THAT HAS REQUIRED AN INCREASE IN YOUR CONSUMPTION OVER TIME?

1. YES
2. NO
3. DON'T KNOW
4. WON'T SAY

34. APPROXIMATELY HOW CLOSE, IN MILES, DO YOU LIVE TO THE NEAREST MEDICAL CANNABIS DISPENSARY?

____ (# OF MILES)

998. DON'T KNOW

999. WON'T SAY

35. HAVE YOU EVER USED A MEDICAL CANNABIS DELIVERY OR COURIER SERVICE?

1. YES
2. NO (SKIP TO Q.37)
3. DON'T KNOW (SKIP TO Q.37)
4. WON'T SAY (SKIP TO Q.37)

36. WHY DID YOU CHOOSE TO USE A MEDICAL CANNABIS DELIVERY OR COURIER SERVICE? (DO NOT READ CATEGORIES) (TAKE UP TO 3 RESPONSES)

- | | |
|--|-----------------------------|
| 01. CONVENIENCE | 06. ANONYMITY |
| 02. CAN'T DRIVE FOR MEDICAL REASONS | 07. NO REASON IN PARTICULAR |
| 03. CAN'T DRIVE BECAUSE I DO NOT HAVE A DRIVER'S LICENSE | 08. DON'T KNOW |
| 04. DO NOT HAVE A CAR | 09. WON'T SAY |
| 05. DON'T LIKE GOING TO DISPENSARIES | OTHER (SPECIFY) _____ |

ALL RESPONSES TO Q. 36 SKIP TO Q. 38

37. WHY HAVE YOU CHOSEN NOT TO USE A MEDICAL CANNABIS DELIVERY OR COURIER SERVICE? (DO NOT READ CATEGORIES) (TAKE UP TO 3 RESPONSES)

- | | |
|---|------------------------------|
| 001. NO NEED | 997. NO REASON IN PARTICULAR |
| 002. NOT AWARE OF SERVICE | 998. DON'T KNOW |
| 003. I PREFER TO LOOK AT/SHOP THE PRODUCTS THAT ARE AVAILABLE | 999. WON'T SAY |
| 004. DON'T TRUST THE SERVICE | OTHER (SPECIFY) _____ |
| 005. CAN'T AFFORD IT | |
| 006. DON'T WANT TO PAY FOR IT | |

38. DO YOU HAVE A PERSONAL PRODUCTION LICENSE, OR PPL?

1. YES
2. NO (SKIP TO Q.43)
3. DON'T KNOW (SKIP TO Q.43)
4. WON'T SAY (SKIP TO Q.43)

39. ARE YOU USING YOUR PPL TO GROW CANNABIS PLANTS?

- 1. YES
- 2. NO (SKIP TO Q.43)
- 3. DON'T KNOW (SKIP TO Q.43)
- 4. WON'T SAY (SKIP TO Q.43)

40. HOW MANY PLANTS ARE YOU CURRENTLY GROWING, INCLUDING SEEDLINGS AND MATURE PLANTS?

_____ (# OF PLANTS)

- 997. NONE
- 998. DON'T KNOW
- 999. WON'T SAY

41. HOW MANY HARVESTS DO YOU TYPICALLY HAVE PER YEAR?

_____ (# OF HARVESTS)

- 997. NONE (SKIP TO Q.43)
- 998. DON'T KNOW
- 999. WON'T SAY

42. APPROXIMATELY HOW MUCH DRIED USABLE CANNABIS DO YOU YIELD PER HARVEST, IN OUNCES OR POUNDS? (RECORD USING ONLY ONE UNIT OF MEASUREMENT)

_____ (# OF OUNCES) _____ (# OF POUNDS)

(IF NECESSARY) _____ (# OF GRAMS)

- 997. NONE
- 998. DON'T KNOW
- 999. WON'T SAY

ALL RESPONSES TO Q. 42 SKIP TO Q. 44

43. DO YOU EVER PURCHASE CANNABIS OR CANNABIS DERIVED PRODUCTS FROM ANYONE WITH A PERSONAL PRODUCTION LICENSE (PPL)?

- 1. YES
- 2. NO
- 3. DON'T KNOW
- 4. WON'T SAY

44. HOW SATISFIED ARE YOU WITH THE MEDICAL CANNABIS PROGRAM IN NEW MEXICO? PLEASE USE A 5-POINT SCALE WHERE A 5 IS VERY SATISFIED AND A 1 IS NOT SATISFIED AT ALL.

<u>VERY</u>		NOT SATISFIED	DON'T KNOW/
<u>SATISFIED</u>		<u>AT ALL</u>	<u>WON'T SAY</u>
5.....	4.....	3.....	2.....1..... 6

45. WHY DO YOU FEEL THIS WAY? (RECORD VERBATIM)

-
-
- 498. NO REASON IN PARTICULAR
 - 499. DON'T KNOW
 - 500. WON'T SAY

THANK YOU FOR YOUR PATIENCE; WE ARE ALMOST DONE. NOW, I WOULD LIKE TO ASK SOME QUESTIONS FOR STATISTICAL PURPOSES ONLY.

46. WHICH CATEGORY BEST DESCRIBES YOUR AGE? (READ CATEGORIES)

- 1. 18 TO 34 YEARS
- 2. 35 TO 49 YEARS
- 3. 50 TO 64 YEARS
- 4. 65 YEARS AND OVER
- 5. WON'T SAY (DO NOT READ)

47. WHAT IS THE HIGHEST LEVEL OF EDUCATION YOU HAVE ATTAINED? (READ CATEGORIES)

- 1. SOME HIGH SCHOOL
- 2. HIGH SCHOOL GRADUATE
- 3. SOME COLLEGE/ASSOCIATE DEGREE/VOCATIONAL CERTIFICATE
- 4. COLLEGE GRADUATE (4 YEARS)
- 5. GRADUATE DEGREE (MD, PHD, J.D., MASTERS)
- 6. WON'T SAY (DO NOT READ)

48. DO YOU CONSIDER YOURSELF TO BE HISPANIC, ANGLO/CAUCASIAN, NATIVE AMERICAN INDIAN, BLACK/AFRICAN-AMERICAN, ASIAN-AMERICAN, OR OF OTHER DESCENT?

- 1. HISPANIC
- 2. ANGLO/CAUCASIAN
- 3. NATIVE AMERICAN INDIAN
- 4. BLACK/AFRICAN-AMERICAN
- 5. ASIAN-AMERICAN
- 6. OTHER
- 7. WON'T SAY (DO NOT READ)

49. WHICH OF THE FOLLOWING DESCRIBES YOUR EMPLOYMENT STATUS? (READ CATEGORIES)

- 1. EMPLOYED FULL-TIME
- 2. EMPLOYED PART-TIME
- 3. HOMEMAKER
- 4. RETIRED
- 5. FULL-TIME STUDENT
- 6. UNEMPLOYED
- 7. SOME OTHER JOB STATUS
- 8. WON'T SAY (DO NOT READ)

50. PLEASE STOP ME WHEN I READ YOUR TOTAL HOUSEHOLD INCOME CATEGORY. (READ CATEGORIES)

1. LESS THAN \$20,000
2. \$20,000 TO \$39,999
3. \$40,000 TO \$59,999
4. \$60,000 TO \$79,999
5. \$80,000 AND OVER
6. WON'T SAY (DO NOT READ)

THIS CONCLUDES OUR SURVEY. THANK YOU FOR YOUR TIME. HAVE A GOOD DAY.

NOTE TO POLLER, WAS RESPONDENT:

1. MALE
2. FEMALE

UNIQUE ID #: _____

RESPONDENT'S PHONE NUMBER _____

POLLER NAME _____

POLLER CODE _____